

TM 55-1905-242-24P

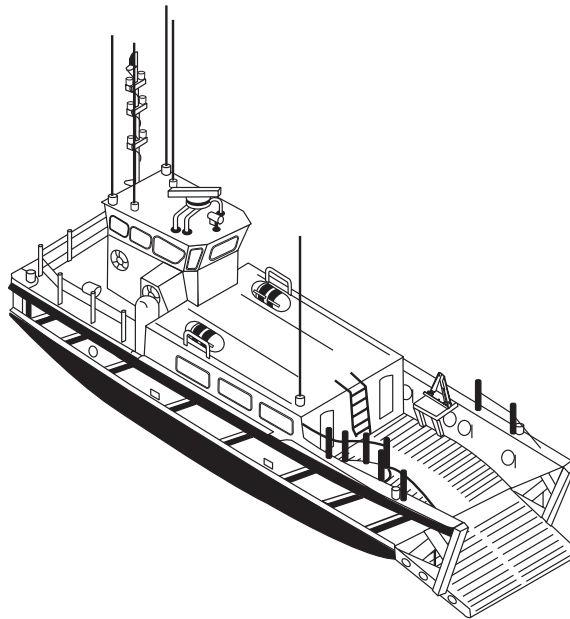
TECHNICAL MANUAL

UNIT, DIRECT SUPPORT,
AND GENERAL SUPPORT
MAINTENANCE

REPAIR PARTS AND SPECIAL TOOLS LIST
FOR

LANDING CRAFT, MECHANIZED
(LCM-8) (ALL VESSELS WITH MOD 2 APPLICATION)
(ROHR MODELS)

NSN 1905- 01- 465-7599 (EIC DWD)



DISTRIBUTION STATEMENT A: Approved for public release; distribution is unlimited.

HEADQUARTERS, DEPARTMENT OF THE ARMY
SEPTEMBER 2005

LIST OF EFFECTIVE PAGES/WORK PACKAGES

INSERT LATEST CHANGED PAGES/WORK PACKAGES. DESTROY SUPERSEDED DATA.

NOTE: The portion of text affected by the changes is indicated by a vertical line in the outer margins of the page. Changes to illustrations are indicated by miniature pointing hands. Changes to wiring diagrams are indicated by shaded areas.

Dates of issue for original and changed pages/work packages are:

Original 12 September 2005

TOTAL NUMBER OF PAGES FOR FRONT AND REAR MATTER IS 18 AND TOTAL NUMBER OF WORK PACKAGES IS 109 CONSISTING OF THE FOLLOWING:

Page/W/P No.	* Change No.	Page/W/P No.	* Change No.
Title	0	WP 0032 00 (04 pgs)	0
A/B	0	WP 0033 00 (04 pgs)	0
i	0	WP 0034 00 (06 pgs)	0
ii blank	0	WP 0035 00 (02 pgs)	0
iii through v	0	WP 0036 00 (04 pgs)	0
vi blank	0	WP 0037 00 (08 pgs)	0
WP 0001 00 (06 pgs)	0	WP 0038 00 (04 pgs)	0
WP 0002 00 (06 pgs)	0	WP 0039 00 (04 pgs)	0
WP 0003 00 (04 pgs)	0	WP 0040 00 (04 pgs)	0
WP 0004 00 (04 pgs)	0	WP 0041 00 (06 pgs)	0
WP 0005 00 (02 pgs)	0	WP 0042 00 (10 pgs)	0
WP 0006 00 (04 pgs)	0	WP 0043 00 (04 pgs)	0
WP 0007 00 (04 pgs)	0	WP 0044 00 (08 pgs)	0
WP 0008 00 (04 pgs)	0	WP 0045 00 (04 pgs)	0
WP 0009 00 (04 pgs)	0	WP 0046 00 (04 pgs)	0
WP 0010 00 (04 pgs)	0	WP 0047 00 (02 pgs)	0
WP 0011 00 (04 pgs)	0	WP 0048 00 (06 pgs)	0
WP 0012 00 (04 pgs)	0	WP 0049 00 (04 pgs)	0
WP 0013 00 (06 pgs)	0	WP 0050 00 (04 pgs)	0
WP 0014 00 (04 pgs)	0	WP 0051 00 (04 pgs)	0
WP 0015 00 (04 pgs)	0	WP 0052 00 (02 pgs)	0
WP 0016 00 (06 pgs)	0	WP 0053 00 (02 pgs)	0
WP 0017 00 (02 pgs)	0	WP 0054 00 (04 pgs)	0
WP 0018 00 (04 pgs)	0	WP 0055 00 (04 pgs)	0
WP 0019 00 (04 pgs)	0	WP 0056 00 (02 pgs)	0
WP 0020 00 (04 pgs)	0	WP 0057 00 (04 pgs)	0
WP 0021 00 (04 pgs)	0	WP 0058 00 (04 pgs)	0
WP 0022 00 (04 pgs)	0	WP 0059 00 (02 pgs)	0
WP 0023 00 (04 pgs)	0	WP 0060 00 (04 pgs)	0
WP 0024 00 (04 pgs)	0	WP 0061 00 (02 pgs)	0
WP 0025 00 (10 pgs)	0	WP 0062 00 (04 pgs)	0
WP 0026 00 (04 pgs)	0	WP 0063 00 (10 pgs)	0
WP 0027 00 (04 pgs)	0	WP 0064 00 (04 pgs)	0
WP 0028 00 (02 pgs)	0	WP 0065 00 (04 pgs)	0
WP 0029 00 (04 pgs)	0	WP 0066 00 (02 pgs)	0
WP 0030 00 (02 pgs)	0	WP 0067 00 (02 pgs)	0
WP 0031 00 (06 pgs)	0	WP 0068 00 (02 pgs)	0

*Zero in this column indicates an original page or work package.

LIST OF EFFECTIVE PAGES/WORK PACKAGES (continued)

Page/W/P No.	* Change No.	Page/W/P No.	* Change No.
WP 0069 00 (04 pgs)	0	WP 0090 00 (04 pgs)	0
WP 0070 00 (04 pgs)	0	WP 0091 00 (04 pgs)	0
WP 0071 00 (04 pgs)	0	WP 0092 00 (04 pgs)	0
WP 0072 00 (04 pgs)	0	WP 0093 00 (04 pgs)	0
WP 0073 00 (02 pgs)	0	WP 0094 00 (04 pgs)	0
WP 0074 00 (04 pgs)	0	WP 0095 00 (10 pgs)	0
WP 0075 00 (04 pgs)	0	WP 0096 00 (04 pgs)	0
WP 0076 00 (06 pgs)	0	WP 0097 00 (06 pgs)	0
WP 0077 00 (04 pgs)	0	WP 0098 00 (04 pgs)	0
WP 0078 00 (04 pgs)	0	WP 0099 00 (04 pgs)	0
WP 0079 00 (04 pgs)	0	WP 0100 00 (08 pgs)	0
WP 0080 00 (04 pgs)	0	WP 0101 00 (04 pgs)	0
WP 0081 00 (02 pgs)	0	WP 0102 00 (04 pgs)	0
WP 0082 00 (02 pgs)	0	WP 0103 00 (04 pgs)	0
WP 0083 00 (04 pgs)	0	WP 0104 00 (04 pgs)	0
WP 0084 00 (04 pgs)	0	WP 0105 00 (02 pgs)	0
WP 0085 00 (04 pgs)	0	WP 0106 00 (04 pgs)	0
WP 0086 00 (04 pgs)	0	WP 0107 00 (02 pgs)	0
WP 0087 00 (04 pgs)	0	WP 0108 00 (08 pgs)	0
WP 0088 00 (06 pgs)	0	WP 0109 00 (22 pgs)	0
WP 0089 00 (04 pgs)	0	REAR MATTER (08 pgs)	0

*Zero in this column indicates an original page or work package.

HEADQUARTERS,
DEPARTMENT OF THE ARMY
WASHINGTON, D.C., 12 September 2005

TECHNICAL MANUAL

**UNIT, DIRECT SUPPORT, AND GENERAL
SUPPORT MAINTENANCE
REPAIR PARTS AND SPECIAL TOOLS LIST
FOR
LANDING CRAFT, MECHANIZED
(LCM-8) (ALL VESSELS WITH MOD 2 APPLICATION)
(ROHR MODELS)
REPAIR PARTS AND SPECIAL TOOL LIST
NSN 1905 - 01- 465 - 7599 (EIC DWD)**

REPORTING ERRORS AND RECOMMENDING IMPROVEMENTS

You can help improve this publication. If you find any mistakes or if you know of a way to improve the procedures, please let us know. Submit your DA Form 2028 (Recommended Changes to Equipment Technical Publications), through the Internet, on the Army Electronic Product Support (AEPS) Web site. The Internet address is <http://aeprs.ria.army.mil>. The DA Form 2028 is located under the Public Applications section of the AEPS public home page. Fill out the form and click on SUBMIT. Using this form on the AEPS site will enable us to respond quicker to your comments and better manage the DA Form 2028 program. You may also mail, fax or e-mail your letter or DA Form 2028 directly to: AMSTA-LC-LMIT/TECH PUBS, TACOM-RI, 1 Rock Island Arsenal, Rock Island, IL 61299-7630. The email address is TACOM-TECH-PUBS@ria.army.mil. The fax number is DSN 793-0726 or Commercial (309) 782-0726.

DISTRIBUTION STATEMENT A: Approved for public release, distribution is unlimited.

TABLE OF CONTENTS

		<u>WP Sequence No.</u>
	INTRODUCTION	0001 00
GROUP 0101	Hull, Bitts, Chocks, Tiedowns, Stanchions, Lifelines, Hatches, and Void Covers	0002 00
GROUP 0102	VOIDS AND COMPARTMENTS	0003 00
GROUP 010301	Mast, Windows	0004 00
GROUP 010302	Wipers and Wiper Motor	0005 00
GROUP 010303	Control Console, Instrument Lights, and Switches	0006 00
GROUP 010304	Engine/Transmission Instruments	0007 00
GROUP 010305	Hydraulic Gauges, Rudder Angle Indicator, and Ammeter	0008 00
GROUP 010306	Engine Shutdown Control and Emergency Engine Shutdown Control	0009 00
GROUP 020401	Propulsion Control Head	0010 00
GROUP 020402	Throttle Linkage	0011 00
GROUP 020403	Clutch Linkage	0012 00
GROUP 020501	Starting System Valves, Piping, Hoses, and Fittings	0013 00
GROUP 020502	Recharging Pump	0014 00
GROUP 020503	Accumulator	0015 00
GROUP 020504	Reservoir and Filters	0016 00
GROUP 020505	Control Valve	0017 00
GROUP 020506	Starting Motor	0018 00
GROUP 020507	Hand Pump	0019 00
GROUP 020601	Piping, Hoses, and Valves	0020 00
GROUP 020602	Expansion Tank	0021 00
GROUP 020603	Keel Coolers	0022 00
GROUP 0207	Propeller, Propeller Shaft, Cutless Bearing	0023 00
GROUP 0209	Exhaust System	0024 00
GROUP 021001	Tank, Piping, Valves, Hoses, and Fittings	0025 00
GROUP 021002	Fuel Filter/Water Separator	0026 00
GROUP 0301	Batteries and Cables	0027 00
GROUP 0302	Alternator and Belts	0028 00
GROUP 0303	24 Volt Supply and Distribution	0029 00
GROUP 030301	24/12V Converter	0030 00
GROUP 030303	24V Control and Distribution Panels	0031 00
GROUP 030304	Ground Detector	0032 00
GROUP 030305	Battery Charger	0033 00
GROUP 030402	220V/110V Control and Distribution Panels	0034 00
GROUP 030403	Power Transformers	0035 00
GROUP 0305	Generator Assembly	0036 00
GROUP 0306	Lighting Fixtures	0037 00
GROUP 0401	AN/PSN-11 GPS (GPS 9801)	0038 00
GROUP 0403	Digital Compass System (KVH MV 103AC)	0039 00
GROUP 040401	General Alarm System	0040 00
GROUP 040402	Fire Detection System	0041 00
GROUP 0405	Radio Systems	0042 00
GROUP 040516	Antenna Assemblies	0043 00
GROUP 0406	Navigational Lights: Bulbs and Lens Housing	0044 00
GROUP 040601	Receptacles	0045 00
GROUP 040602	Search Light	0046 00
GROUP 0407	Electric Horn	0047 00
GROUP 050101	Piping, Hoses, and Valves	0048 00
GROUP 050102	Duplex Strainer	0049 00
GROUP 050201	Piping, Hoses, and Valves	0050 00

TABLE OF CONTENTS (Continued)

		<u>WP Sequence No.</u>
GROUP 050202	Water Pressure Set	0051 00
GROUP 050203	Water Heater	0052 00
GROUP 050204	Windshield Washer Pump	0053 00
GROUP 050205	Tank Monitor System	0054 00
GROUP 050301	Piping, Hoses, and Valves	0055 00
GROUP 050302	Discharge Pump	0056 00
GROUP 050303	Tank Monitor System	0057 00
GROUP 050401	Piping, Valves, Strainers, Hoses, and Fittings	0058 00
GROUP 050402	Sea Water Pump	0059 00
GROUP 050403	Cooling Units	0060 00
GROUP 050404	Condensing Units	0061 00
GROUP 050405	Ventilation Fans	0062 00
GROUP 050501	Piping, Valves, Strainers, Hoses, and Fittings	0063 00
GROUP 050502	Bilge Pump/Hydraulic Motor Assembly	0064 00
GROUP 050601	Oily Water Collection System Piping, Valves, Strainers, Hoses, and Fittings	0065 00
GROUP 050602	Waste Oil Tank	0066 00
GROUP 050603	Waste Oil Pump	0067 00
GROUP 050604	Hand Pump	0068 00
GROUP 050701	Piping, Valves, Strainers, Hoses, and Fittings	0069 00
GROUP 050702	Ballast / Fire Pump	0070 00
GROUP 050703	Electric Clutch	0071 00
GROUP 050704	Fire / Waterway Monitor	0072 00
GROUP 050705	Fire Nozzle	0073 00
GROUP 05070601	Piping, Hoses, Nozzles, etc.	0074 00
GROUP 05070602	Cylinder Assembly, FM-200	0075 00
GROUP 050801	Hydraulic System Valves, Piping, Hoses, and Fittings	0076 00
GROUP 050802	Steering Pump	0077 00
GROUP 050803	Steering Cylinders	0078 00
GROUP 050804	Helm Unit Steering Column	0079 00
GROUP 050804	Helm Unit	0080 00
GROUP 050805	Relief Valve	0081 00
GROUP 050806	Flow Divider	0082 00
GROUP 050807	Counterbalance Valve	0083 00
GROUP 050808	Check Valve	0084 00
GROUP 050809	Hydraulic Reservoir, Filter, and Strainers	0085 00
GROUP 0509	Rudder and Tiller	0086 00
GROUP 0510	Rudder Angle Transmitter (Follow-up Unit)	0087 00
GROUP 051101	Valves, Piping, Hoses, and Fittings (Ramp)	0088 00
GROUP 051102	Ramp Hoist Hydraulic Pump	0089 00
GROUP 051103	Ramp Hoist Control Valve	0090 00
GROUP 051104	Ramp Hoist Hydraulic Check Valve	0091 00
GROUP 051105	Ramp Hoist Hand Pump	0092 00
GROUP 051106	Ramp Locking Hydraulic Cylinders	0093 00
GROUP 051107	Ramp Winch Hydraulic Motor	0094 00
GROUP 051108	Ramp Winch	0095 00
GROUP 051109	Ramp Reservoir, Strainers and Filters	0096 00
GROUP 051110	Ramp, Ramp Cables, Chains, Sheaves, Latch Mechanisms, Seal and Hinge Pins	0097 00
GROUP 051201	Electric Toilet	0098 00
GROUP 051202	Water Closet Flushing System	0099 00
GROUP 051301	Hydraulic Valves, Hoses, and Fittings	0100 00

TABLE OF CONTENTS (Continued)

	<u>WP Sequence No.</u>
GROUP 051303 Extension Assembly	0102 00
GROUP 051304 Boom Assembly, Crane	0103 00
GROUP 051305 Control Bank	0104 00
GROUP 0601 Cathodic Protection (Anodes)	0105 00
GROUP 0602 Accomodation Module, Windows, Furnishings	0106 00
=====	
Special Tools List	0107 00
National Stock Number Index	0108 00
Part Number Index	0109 00

**UNIT, DIRECT SUPPORT, AND GENERAL SUPPORT MAINTENANCE
FOR LANDING CRAFT MECHANIZED (LCM-8) (ALL VESSELS WITH MOD 2 APPLICATION)**

INTRODUCTION

SCOPE

This RPSTL lists and authorizes spares and repair parts; special tools; special Test, Measurement, and Diagnostic Equipment (TMDE); and other support equipment required for performance of unit maintenance of the LCM-8 Mod 2. It authorizes the requisitioning, issue, and disposition of spares, repair parts, and special tools as indicated by the Source, Maintenance, and Recoverability (SMR) codes.

GENERAL

In addition to the Introduction work package, this RPSTL is divided into the following work packages.

1. Repair Parts List Work Packages. Work packages containing lists of spares and repair parts authorized by this RPSTL for use in performance of maintenance. These work packages also include parts which must be removed for replacement of the authorized parts. Parts lists are composed of functional groups in ascending alphanumeric sequence, with the parts in each group listed in ascending figure and item number sequence. Sending units, brackets, filters, and bolts are listed with the component they mount on. Bulk materials are listed by item name in FIG. BULK at the end of the work packages. Repair parts for repairable special tools are also listed in a separate work package. Items listed are shown on the associated illustrations.
2. Special Tools Work Packages. Work packages containing lists of special tools, special TMDE, and special support equipment authorized by this RPSTL (as indicated by Basis of Issue (BOI) information in the DESCRIPTION AND USABLE ON CODE (UOC) column). Tools that are components of common tool sets and/or Class VII are not listed.
3. Cross Reference Indexes Work Packages. There are two cross reference index work packages in this RPSTL: The National Stock Number (NSN) index work package and the Part Number (P/N) Index work package.

The National Stock Number (NSN) Index work package and Part Number Index work package refer you to the figure and the item number.

EXPLANATION OF COLUMNS IN THE REPAIR PARTS LIST AND SPECIAL TOOLS LIST WORK PACKAGES

ITEM NO. (Column (1)). Indicates the number used to identify items called out in the illustration.

SMR CODE (Column (2)). The SMR code containing supply/requisitioning information, maintenance level authorization criteria, and disposition instruction, as shown in the following breakout:

Source Code	Maintenance Code	Recoverability Code
<u> xx </u>	<u> </u>	<u> xx </u>
1st two positions: How to get an item.	3rd position: Who can install, replace, or use the item.	5th position: Who determines disposition action on unserviceable items.

*Complete Repair: Maintenance capacity, capability, and authority to perform all corrective maintenance tasks of the "Repair" function in a use/user environment in order to restore serviceability to a failed item.

Source Code. The source code tells you how you get an item needed for maintenance, repair, or overhaul of an end item/equipment. Explanation of source codes follow.

Source Code	Application/Explanation
PA PB PC PD PE PF PG	Stock items: use the applicable NSN to requisition/request items with these source codes. They are authorized to the level indicated by the code entered in the third position of the SMR code.
NOTE	
Items coded PC are subject to deterioration.	
KD KF KB	Items with these codes are not to be requisitioned/requested individually. They are part of a kit that is authorized to the maintenance level indicated in the 3rd position of the SMR code. The complete kit must be requisitioned and applied.
MO-Made at unit level MF-Made at DS level MH-Made at GS level ML-Made at SRA MD-Made at depot	Items with these codes are not to be requisitioned/requested individually. They must be made from bulk material that is identified in the P/N in the DESCRIPTION AND USABLE ON CODE (UOC) column and listed in the bulk material group work package of the RPSTL. If the item is authorized to you by the 3rd position of the SMR code, but the source code indicated it is made at a higher level, order the item from the higher level of maintenance.
AO-Assembled by unit level AF-Assembled by DS level AH-Assembles by GS level AL-Assembled by SRA AD-Assembled by depot	Items with these codes are not to be requisitioned/requested individually. The parts that make up the assembled item must be requisitioned or fabricated and assembled at the level of maintenance indicated by the source code. If the 3rd position of the SMR code authorizes you to replace the item, but the source code indicates the item is assembled at a higher level, order the item from the higher level of maintenance.
XA	Do not requisition an "XA" coded item. Order the next higher assembly. (Refer to NOTE below).
XB	If an item is not available from salvage, order it using the CAGEC and the P/N.
XC	Installation drawings, diagrams, instruction sheets, field service drawing by manufacturer's P/N.
XD	Item is not stocked. Order an XD-coded item through normal supply channels using CAGEC and P/N given if no NSN is available.

NOTE

Cannibalization or controlled exchange, when authorized, may be used as a source of supply for items with the above source codes except for those items source coded "XA" or those craft support items restricted by requirements of AR 750-1.

Maintenance Code. Maintenance codes tell you the level(s) of maintenance authorized to use and repair support items. The maintenance codes are entered in the third and fourth positions of the SMR code as follows:

Third Position. The maintenance code entered in the third position tells you the lowest maintenance level authorized to remove, replace, and use an item. The maintenance code entered in the third position will indicate authorization to the following levels of maintenance:

**Maintenance
Code****Application/Explanation**

C —	Crew or operator maintenance done within the unit/AVUM maintenance.
O —	Unit level/AVUM maintenance can remove, replace, and use the item.
F —	Direct support/AVIM maintenance can remove, replace, and use the item.
H —	General support maintenance can remove, replace, and use the item.
L —	Specialized repair activity can remove, replace, and use the item.
D —	Depot can remove, replace, and use the item.

Fourth Position. The maintenance code entered in the fourth position tells you whether or not the item is to be repaired and identifies the lowest maintenance level with the capacity to do complete repair (perform all authorized repair functions).

NOTE

Some limited repair may be done on the item at a lower level of maintenance, if authorized by the Maintenance Allocation Chart (MAC) and SMR codes.

**Maintenance
Code****Application/Explanation**

O —	Unit/AVUM is the lowest level that can do complete repair of the item.
F —	Direct support/AVIM is the lowest level that can do complete repair of the item.
H —	General support is the lowest level that can do complete repair of the item.
L —	Specialized repair activity (repair activity designator) is the lowest level that can do complete repair of the item.
D —	Depot is the lowest level that can do complete repair of the item.
Z —	Nonrepairable. No repair is authorized.
B —	No repair is authorized. No parts or special tools are authorized for the maintenance of "B" coded item. However, the item may be reconditioned by adjusting, lubricating, etc., at the user level.

Recoverability Code. Recoverability codes are assigned to items to indicate the disposition action on unserviceable items. The recoverability code is shown in the fifth position of the SMR code as follows:

**Recoverability
Code****Application/Explanation**

Z —	Nonrepairable item. When unserviceable, condemn and dispose of the item at the level of maintenance shown in the third position of the SMR code.
O —	Reparable item. When uneconomically repairable, condemn and dispose of the item at the unit level.
F —	Reparable item. When uneconomically repairable, condemn and dispose of the item at the direct support level.
H —	Reparable item. When uneconomically repairable, condemn and dispose of the item at the general support level.

D —	Reparable item. When beyond lower level repair capability, return to depot. Condemnation and disposal of item are not authorized below depot level.
L —	Reparable item. Condemnation and disposal are not authorized below Specialized Repair Activity (SRA).
A —	Item requires special handling or condemnation procedures because of specific reasons (such as precious metal content, high dollar value, critical material, or hazardous material). Refer to appropriate manuals/directives for specific instructions.

NSN (Column (3). The NSN for the item is listed in this column.

CAGEC (Column (4). The Commercial and Government Entity Code (CAGEC) is a five digit code that is used to identify the manufacturer, distributor, or Government agency/activity that supplies the item.

PART NUMBER (Column (5). Indicates the primary number used by the manufacturer (individual, company, firm, corporation, or government activity), which controls the design and characteristics of the item by means of its engineering drawings, specifications, standards, and inspection requirements to identify an item or range of items.

NOTE

When you use an NSN to requisition an item, the item you receive may have a different P/N than the number listed.

DESCRIPTION AND USABLE ON CODE (UOC) (Column (6). This column includes the following information:

1. The federal item name, and when required, a minimum description to identify the item.
2. P/Ns of bulk materials are referenced in this column in the line entry to be manufactured or fabricated.
3. Hardness Critical Item (HCI). A support item that provides the equipment with special protection from electromagnetic pulse (EMP) damage during a nuclear attack.
4. The statement END OF FIGURE appears just below the last item description in column (6) for a given figure in both the repair parts list and the special tools list work packages.

QTY (Column (7). The QTY (quantity per figure) column indicates the quantity of the item used in the breakout shown in the illustration/figure, which is prepared for a functional group, subfunctional group, or an assembly. A “V” appearing in this column instead of a quantity indicates that the quantity is variable and quantity may change from application to application.

EXPLANATION OF CROSS-REFERENCE INDEXES WORK PACKAGES FORMAT AND COLUMNS

1. National Stock Number (NSN) Index Work Package.

STOCK NUMBER Column. This column lists the NSN in National item identification number (NIIN) sequence. The NIIN consists of the last nine digits of the NSN.

<u>NSN</u> (e.g., 5385-01-574-1476)	NIIN
--	------

When using this column to locate an item, ignore the first four digits of the NSN. However, the complete NSN should be used when ordering by stock number.

FIG. Column. This column lists the number of the figure where the item is identified/located. The figures are in numerical order in the repair parts list and special tools list work packages.

ITEM Column. The item number identifies the item associated with the figure listed in the adjacent FIG. column. This item is also identified by the NSN listed on the same line.

2. Part Number (P/N) Index Work Package. P/Ns in this index are listed in ascending alphanumeric sequence (vertical arrangement of letter and number combinations which places the first letter or digit of each group in order A through Z, followed by numbers 0 through 9 and each following letter or digit in like order).

Part Number Column. Indicates the P/N assigned to the item.

FIG. Column. This column lists the number of figures where the item is identified/located in the repair parts lists and special tools list work packages.

ITEM Column. The item number is the number assigned to the item as it appears in the figure referenced in the adjacent figure number column.

SPECIAL INFORMATION

UOC. The UOC appears in the lower left corner of the Descriptive Column heading. Usable on codes are shown as “UOC: ...” in the Descriptive Column (justified left) on the first line under the applicable item/nomenclature. Uncoded items are applicable to all models. Identification of the UOCs used in the RPSTL are:

<u>Code</u>	<u>Used On</u>
DWD	LCM-8 MOD 2

Fabrication Instructions. Bulk materials required to manufacturer items listed in the bulk material functional group of this RPSTL. Part numbers for bulk material are also referenced in the Description Column of the line item entry for the item to be manufactured/fabricated. Detailed fabrication instructions for items source coded to be manufactured or fabricated are found in TM 55-1905-242-14.

Index Numbers. Items that have the word BULK in the figure column will have an index number shown in the item number column. The index number is a cross-reference between the NSN / P / N index work packages and the bulk material list in the repair parts list work package.

Associated Publications. The associated publication(s) listed below pertains to the LCM-8 MOD 2:

<u>Publication</u>	<u>Short Title</u>
TM 55-1905-242-14	LCM-8 MOD 2 OPERATOR MAINTENANCE

1. When NSNs or P/Ns are not known.

First. Using the table of contents, determine the assembly group to which the item belongs. This is necessary since figures are prepared for assembled groups and subassembly groups, and lists are divided into the same groups.

Second. Find the figure covering the functional group or subfunctional group to which the item belongs.

Third. Identify the item on the figure and note the number(s).

Fourth. Look in the repair parts list work packages for the figure and item numbers. The NSNs and part numbers are on the same line as the associated item numbers.

2. When the NSN Is Known.

First. If you have the NSN, look in the STOCK NUMBER column of the NSN index work package. The NSN is arranged in NIIN sequence. Note the figure and item number next to the NSN.

Second. Turn to the figure and locate the item number. Verify that the item is the one you are looking for.

3. When P/N Is Known.

First. If you have the P/N and not the NSN, look in the PART NUMBER column of the P/N index work package. Identify the figure and item number.

Second. Look up the item on the figure in the applicable repair parts list work package.

ABBREVIATIONS

Abbreviations used in this manual are listed in ASME Y14.38-1999.

END OF WORK PACKAGE

**UNIT, DIRECT SUPPORT, AND GENERAL SUPPORT MAINTENANCE
FOR LANDING CRAFT MECHANIZED (LCM-8) (ALL VESSELS WITH MOD 2 APPLICATION)
HULL, BITTS, CHOCKS, TIEDOWNS, STANCHIONS, LIFELINES, HATCHES, AND VOID COVERS
REPAIR PARTS LIST**

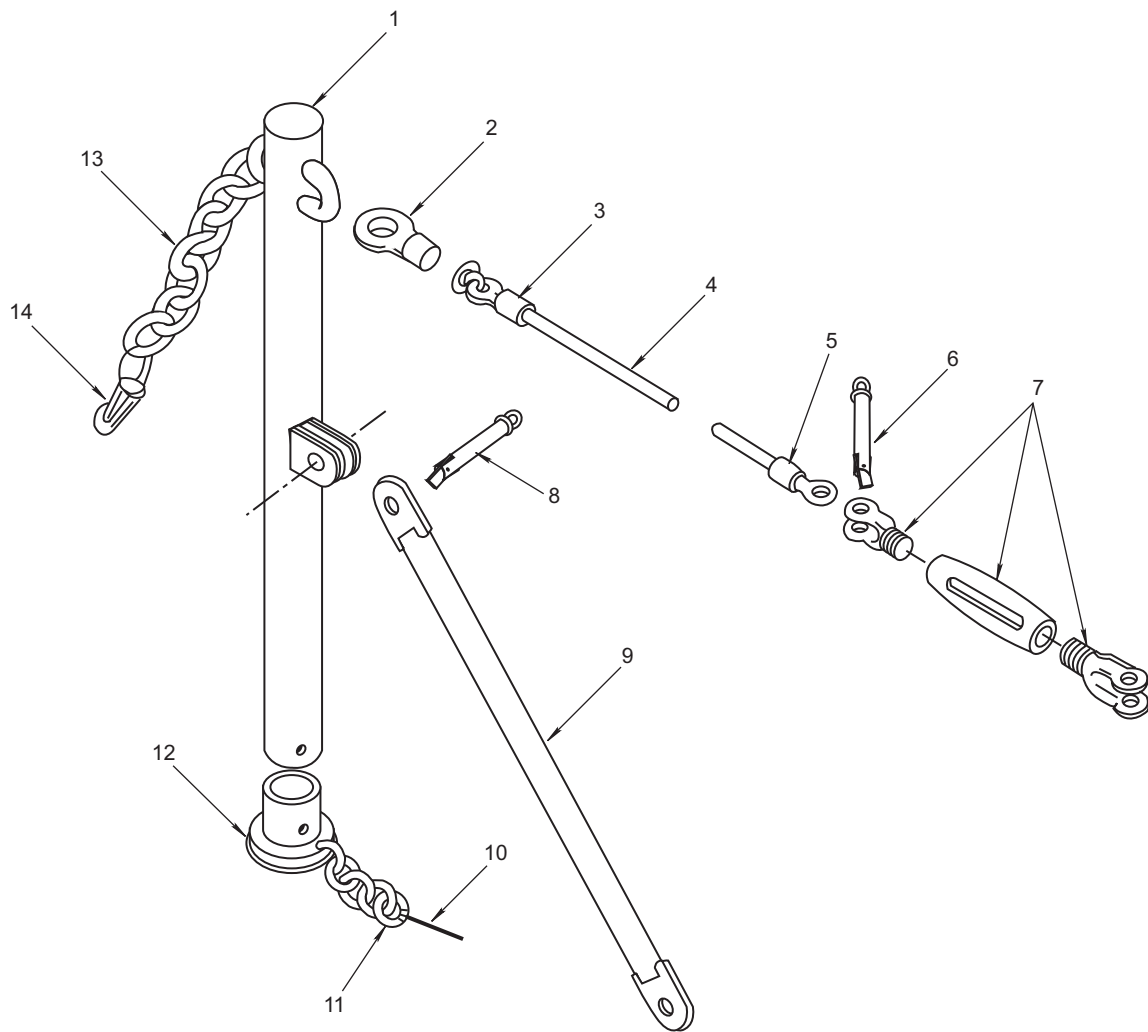


Figure 1. Hull, Bitts, Chocks, Tiedowns, Stanchions, Lifeline, Hatches, and Void Covers (Sheet 1 of 3)

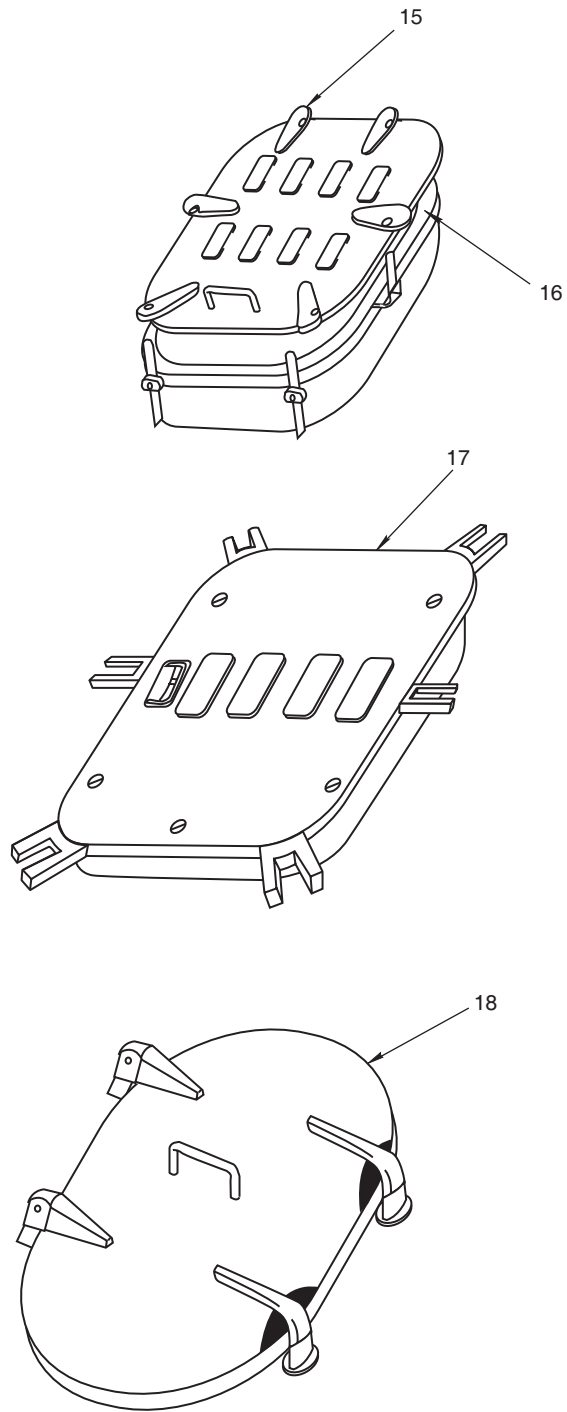


Figure 1. Hull, Bitts, Chocks, Tiedowns, Stanchions, Lifelines, Hatches and Void Covers (Sheet 2 of 3)

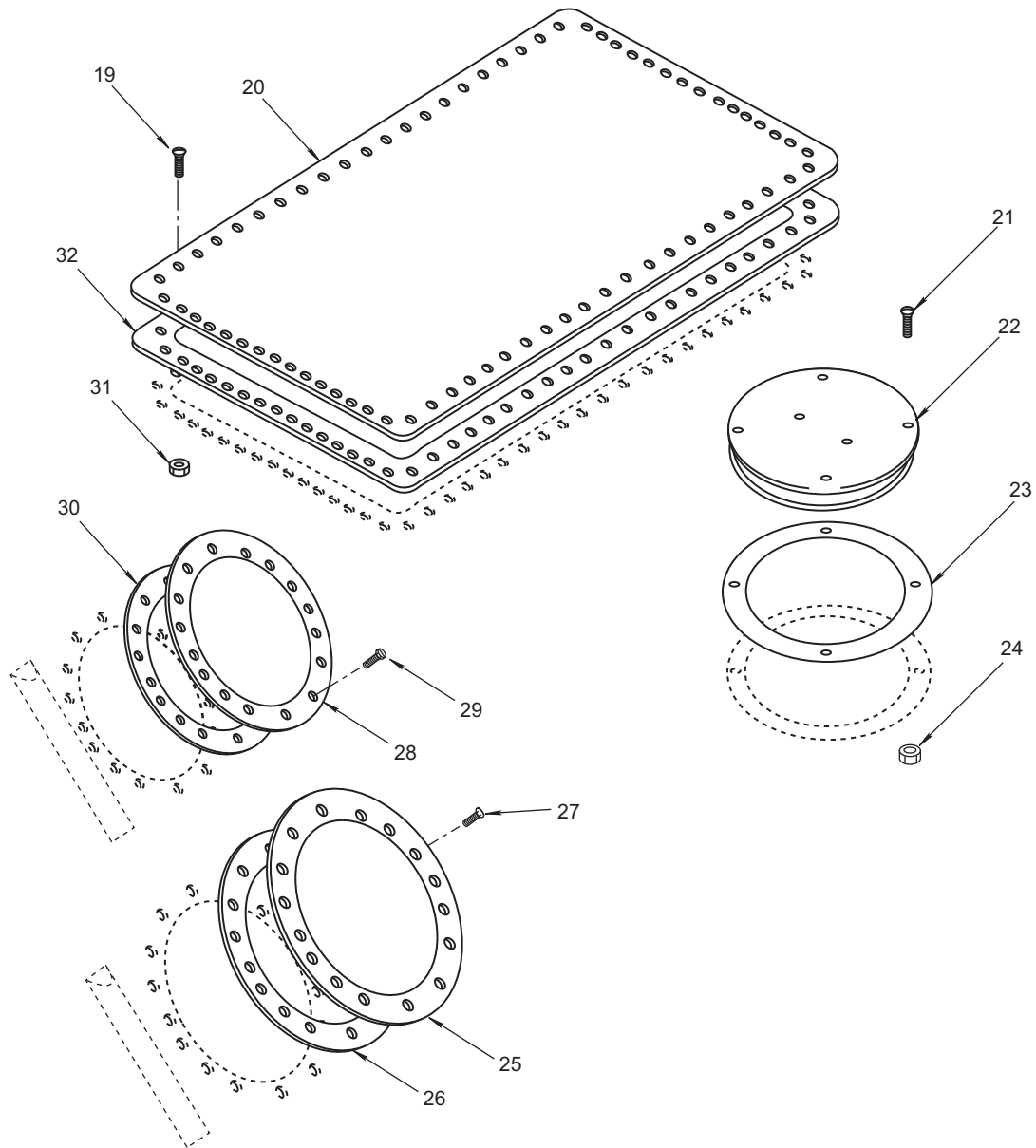


Figure 1. Hull, Bitts, Chocks, Tiedowns, Stanchions, Lifeline, Hatches, and Void Covers (Sheet 3 of 3)

(1)	(2)	(3)	(4)	(5)	(6)	(7)
ITEM NO.	SMR CODE	NSN	CAGEC	PART NUMBER	DESCRIPTION AND USABLE ON CODE (UOC)	QTY
					GROUP 0101	
					FIG. 1 HULL, BITTS, CHOCKS, TIEDOWNS, STANCHIONS, LIFELINES, HATCHES, AND VOID COVERS	
1	XDOZZ		80064	145-4510934-63	..STANCHION,LIFELINE	14
2	XDOZZ		45387	FIG251	..HOOK,SWIVEL EYE SNA SNAP,LIFELINES	19
3	PAOZZ	4030-00-753-1108	72113	5103270	..SWAGING SLEEVE,WIRE ROPE,LIFELINES	12
4	MOOZZ		80064	145-4510934-48	..LIFELINE (MAKE FROM ROPE P/N RRW00410 TYPE1CLASS2CON	1
5	PAOZZ	4030-00-262-1791	80063	PF42	..THIMBLE,ROPE LIFELINE	14
6	PAOZZ	5315-00-982-1914	74427	11-9	..PIN,TOGGLE STANCHION BRACE	14
7	XDOZZ		45387	FIG 305	..TURNBUCKLE LIFELINE	10
8	PAOZZ	5315-00-982-1914	74427	11-9	..PIN,TOGGLE LIFELINE	14
9	MOOZZ		80064	145-4510934-62	..BRACE (MAKE FROM PIPE P/N MILT20157TYPEE)	14
10	XDOZZ		74427	3-8INX3INLG	..PIN,STRAIGHT HEADLE HEADLESS,LIFELINE	28
11	MOOZZ		80064	145-4510934-49	..CHAIN,SINGLE JACK B BRACE PIN LIFELINE STANCHION	56
12	XDOZZ		80064	145-4510934-18	..SOCKET,LIFELINE STA LIFELINE STANCHION	14
13	MOOZZ		80064	145-4510934-72	..CHAIN,CLOSED LIFELINE OPENINGS(MAKE FROM CHAIN/NRRC271TY1)	5
14	PAOZZ	4030-00-805-5806	72671	66	..HOOK,CHAIN,S LIFELI LIFELINE OPENINGS	10
15	PAOZZ	2040-00-540-5002	80064	145-4510916M1	..HATCH,MARINE ENGINE ROOM AND LAZARETTE	2
16	MOOZZ		80064	145-4510931-8	..GASKET,ENGINE ROOM COVER (MAKE FROM 5330-00-261-5761)	2
17	XDOFF		80064	803-1624095 ASSY	..HATCH,FLUSH 30" X 36" WT, 6 DOGS NO 3 INDIVIDUAL,5PSI	1
18	XDOFF		80064	805-1400073-MOD	..HATCH,ACCESS 18" X 24",LH, TYPE WTI,5 PSI,BTY COMP	1

(1)	(2)	(3)	(4)	(5)	(6)	(7)
ITEM NO.	SMR CODE	NSN	CAGEC	PART NUMBER	DESCRIPTION AND USABLE ON CODE (UOC)	QTY
19	PAOZZ	5305-00-143-1773	80205	MS24671-75	..SCREW,CAP,SOCKET HEAD	301
20	XDOZZ		80064	145-4510916P13	..PLATE,DECK MAIN	1
21	PAOZZ	5305-00-701-5118	96906	MS51959-67	..SCREW,MACHINE DECK PLATES MTG	84
22	MOOZZ		80064	145-4510931-39	..PLATE,COVER (MAKE FROM 9535-00-866-0295 QQ- A-250/7)	14
23	XDOZZ		80064	145-4510931-36	..GASKET,SIDE DECK PLATES MTG . (MAKE FROM 8305-00- 170-5404)	14
24	PAOZZ	5310-00-655-9908	05258	452-25	..NUT,PLAIN,HEXAGON DECK PLATES MTG	84
25	XDOZZ		80064	145-4510931-29	..COVER,PLATE	2
26	XDOZZ		80064	145-4510931-30	..GASKET,MANHOLE COVER MTG (MAKE FROM 5330-00- 261-5761)	2
27	PAOZZ	5305-01-423-5367	96906	MS35307-409	..SCREW,CAP,HEXAGON HEAD, 220 OVER MTG	220
28	PAOZZ	2040-00-430-3389	46576	526	..PLATE,DECK,ACCESS WELL SIDE POCKET COVER	14
29	PAOZZ	5305-01-423-5367	96906	MS35307-409	..SCREW,CAP,HEXAGON HEAD PUMP WELL MANHOLE COVERS MTG	40
30	MOOZZ		80064	145-4510931-40	..GASKET,MANHOLE COVER MTG (MAKE FROM 5330-00- 261-5761)	14
31	PAOZZ	5310-00-768-0321	96906	MS51971-5	..NUT,PLAIN,HEXAGON ENGINE ROOM DECK PLATES MTG	308
32	MOOZZ		80064	145-4510931-8	..GASKET,ENGINE ROOM	2

END OF FIGURE

**UNIT, DIRECT SUPPORT, AND GENERAL SUPPORT MAINTENANCE
FOR LANDING CRAFT MECHANIZED (LCM-8) (ALL VESSELS WITH MOD 2 APPLICATION)**

VOIDS AND COMPARTMENTS

REPAIR PARTS LIST

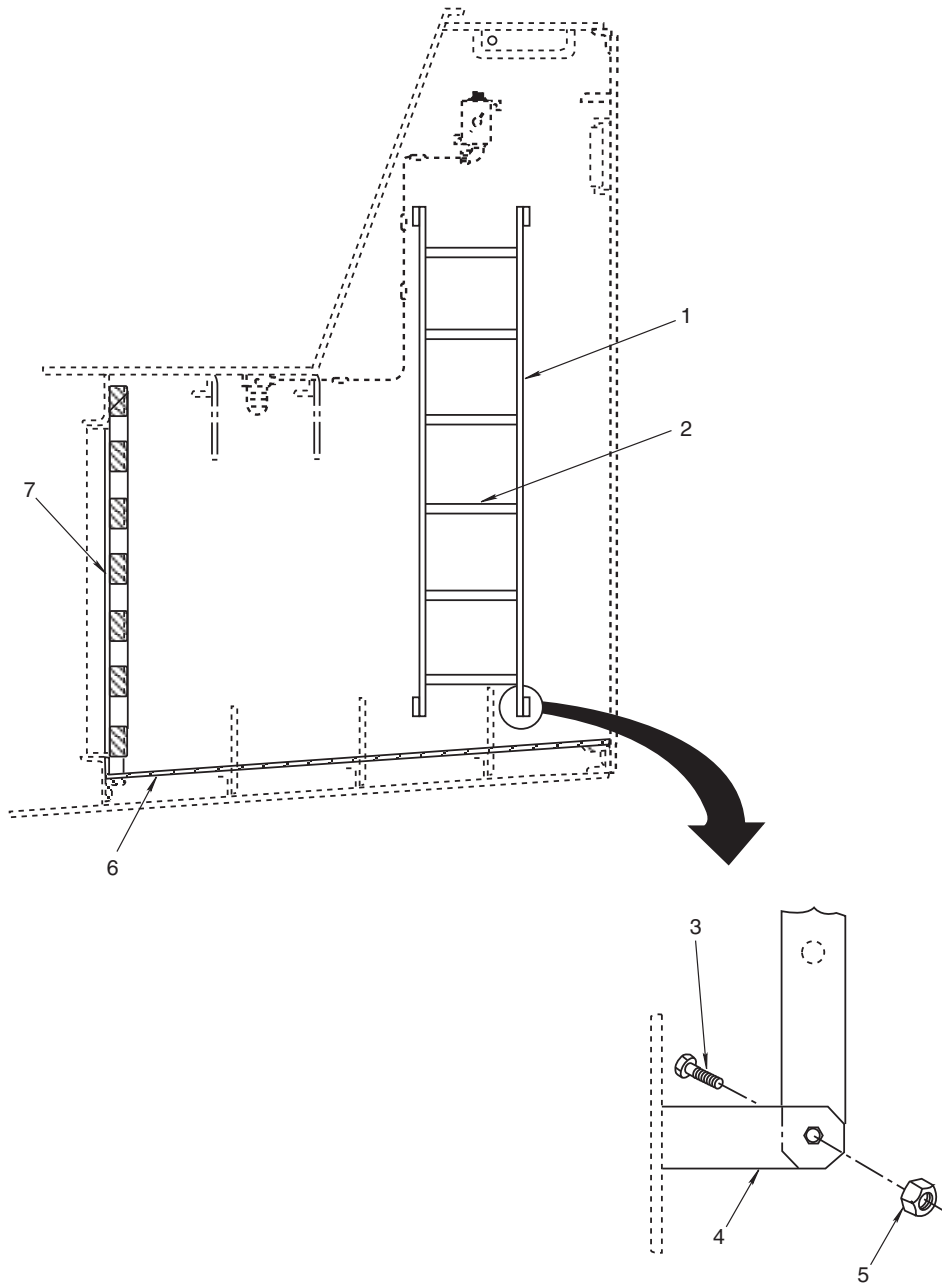


Figure 2. Voids and Compartments

(1)	(2)	(3)	(4)	(5)	(6)	(7)
ITEM NO.	SMR CODE	NSN	CAGEC	PART NUMBER	DESCRIPTION AND USABLE ON CODE (UOC)	QTY
					GROUP 0102	
					FIG. 2 VOIDS AND COMPARTMENTS	
	XCOOO		97403	13226E9459	..LCM8,MOD1,STOWAGE LOCKER	1
1	XDOZZ		81346	ASTM A36 BAR FLT 1/4"	..BAR,FLT,1/4X2X6	2
2	XDOZZ		81346	ASTM A36 BAR RND 1"	..BAR,RND,1"DIA X12"LG	6
3	PAOZZ	5305-00-944-8294	80205	MS35308-462	..SCREW,CAP,HEXAGON HEAD, 5/8-18 UNF-2AX1 1/2	4
4	XDOZZ		81346	ASTM A36 BAR FLT 1/2"	..BAR,FLT,1/2"X2"X6"	2
5	PAOZZ	5310-00-451-0097	81349	M45913/1-10FS3	..NUT,SELF-LOCKING,HEX, 5/8-18 UNF-2A	4
6	XDOZZ		6S581	T-1800-1"	..DURADECK GRATING,W/GRY FIRE RETARDENT SURF 4'X8' SHEET	2
7	MOOZZ		81348	MML751	..PINE,LUMBER	7
					END OF FIGURE	

UNIT, DIRECT SUPPORT, AND GENERAL SUPPORT MAINTENANCE
FOR LANDING CRAFT MECHANIZED (LCM-8) (ALL VESSELS WITH MOD 2 APPLICATION)

MAST, WINDOWS

REPAIR PARTS LIST

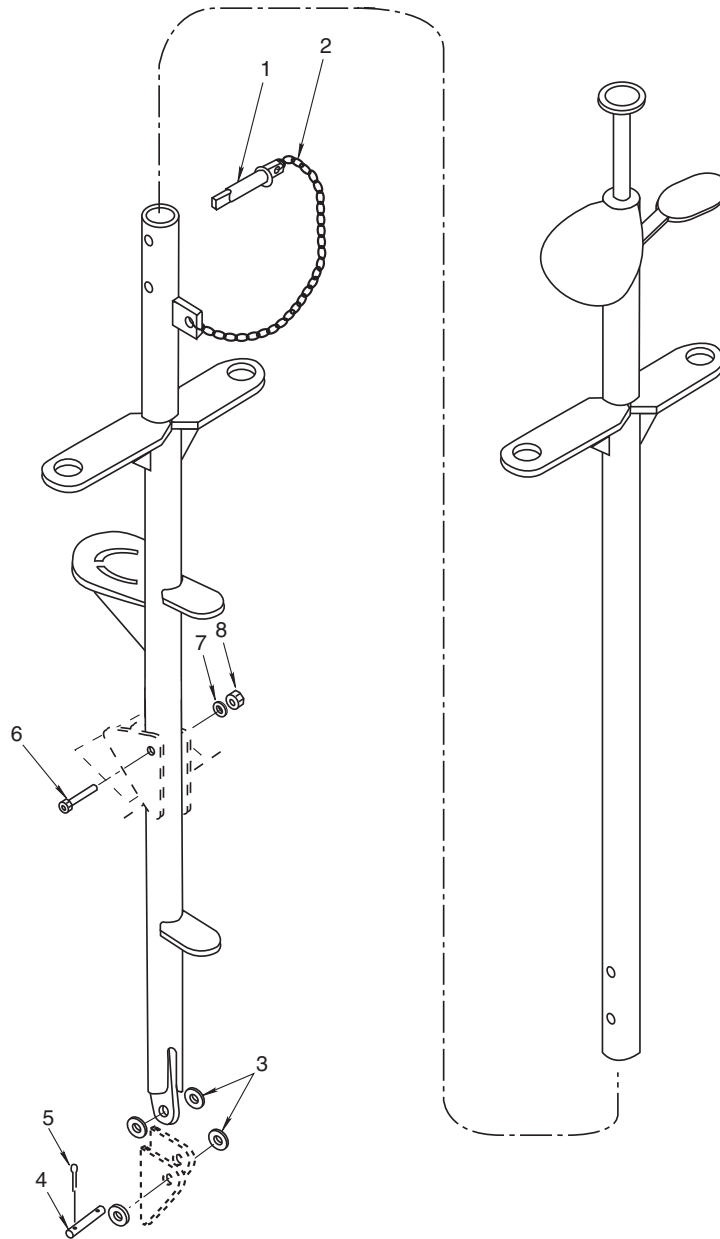


Figure 3. Mast, Windows (Sheet 1 of 2)

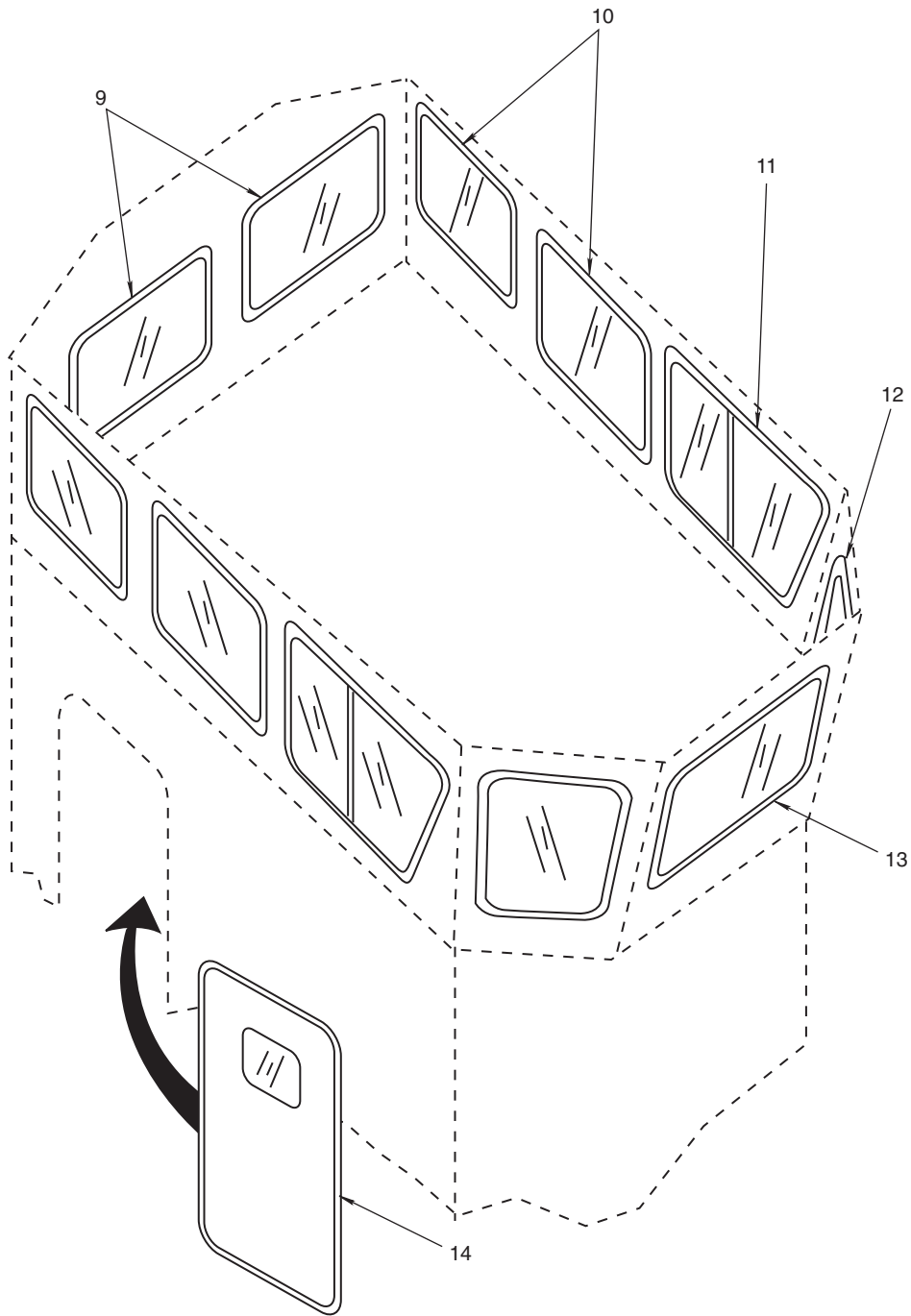


Figure 3. Mast, Windows (Sheet 1 of 2)

(1)	(2)	(3)	(4)	(5)	(6)	(7)
ITEM NO.	SMR CODE	NSN	CAGEC	PART NUMBER	DESCRIPTION AND USABLE ON CODE (UOC)	QTY
					GROUP 010301	
					FIG. 3 MAST, WINDOWS	
1	PAOZZ	5315-00-982-1914	74427	3-8INX4INLG	...PIN,TOGGLE TOP SHEAVE	2
2	XDOZZ		80064	125-4510928-62	...CHAIN,JACK	2
3	XDOZZ		80064	125-4510928-45	...WASHER,FLAT MAIN MAST MTG PIN	4
4	MOOZZ		80064	125-4510928-64	...PIN,STRAIGHT MAST DECK, MAKE FROM 9510-00-596-3564	1
5	PAOZZ	5315-01-259-0313	96652	21-07	...PIN,LOCK MAST DECK PIN	2
6	PAOZZ	5305-00-042-6883	96906	MS35307-425	...SCREW,CAP,HEXAGON HEAD	2
7	PAOZZ	5310-00-614-3506	80205	MS15795-817	...WASHER,FLAT	2
8	PAOZZ	5310-00-768-0321	96906	MS51971-5	...NUT,PLAIN,HEXAGON	2
9	XDOZZ		19099	LCM82-95-168-001 PC9	..WINDOW,STATIONARY REAR PORT & STARBOARD	2
10	XDOZZ		19099	LCM82-95-168-001 PC5	..WINDOW,STATIONARY MID/AFTSIDE PORT & STBD	4
11	XDOZZ		19099	LCM82-95-168-001 PC6	..WINDOW,STATIONARY FWD SIDE PORT & STBD, SLIDING	2
12	XDOZZ		19099	LCM82-95-168-001 PC7	..WINDOW,STATIONARY FWD PORT & FWD STBD	2
13	XDOZZ		19099	LCM82-95-168-001 PC8	..WINDOW,STATIONARY FWD CENTER	1
14	XDOZZ		U2905	SERIES250,STYLE3 R,72"X24"X4"	..DOOR,WEATHER-TIGHT	1
					END OF FIGURE	

UNIT, DIRECT SUPPORT, AND GENERAL SUPPORT MAINTENANCE
FOR LANDING CRAFT MECHANIZED (LCM-8) (ALL VESSELS WITH MOD 2 APPLICATION)

WIPERS AND WIPER MOTOR

REPAIR PARTS LIST

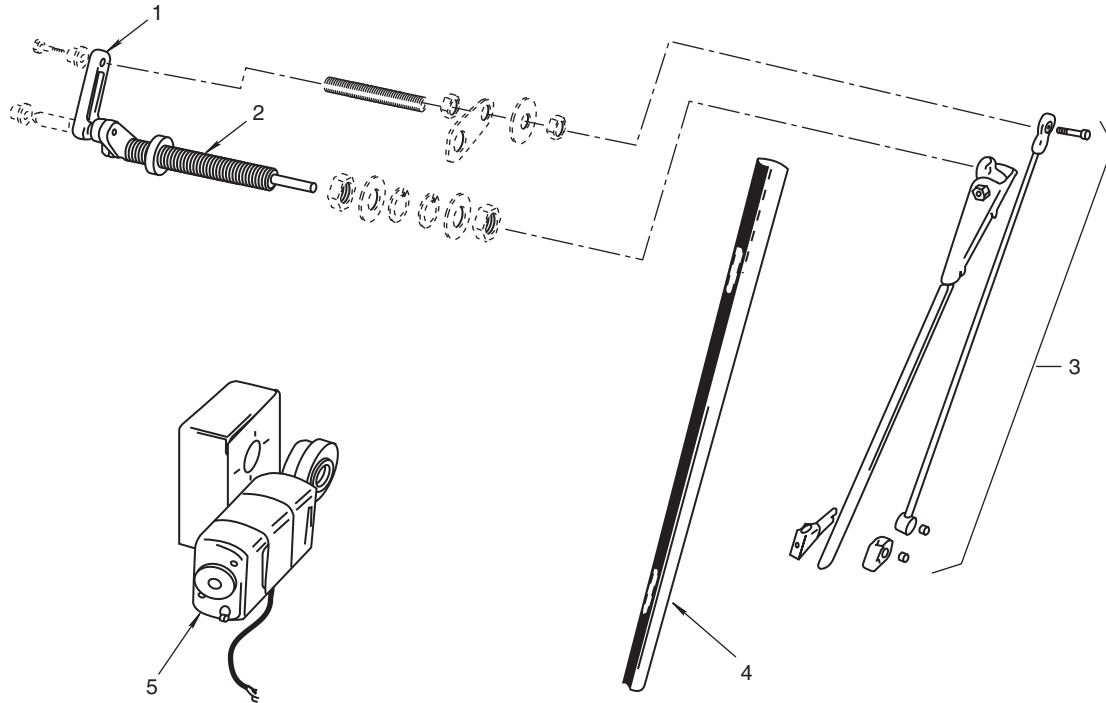


Figure 6. Wipers and Wiper Motor

(1) ITEM NO.	(2) SMR CODE	(3) NSN	(4) CAGEC	(5) PART NUMBER	(6) DESCRIPTION AND USABLE ON CODE (UOC)	(7) QTY
GROUP 010302						
FIG. 4 WIPERS AND WIPER MOTOR						
	PAOOO	1680-01-449-9687	7M258	S1602/C	..WINDSHIELD WIPER AS	3
1	PAOZZ	1680-01-449-9692	7M258	W1602-2	...ROD CONNECTOR ASSEM	1
2	PAOZZ	1680-01-449-9695	7M258	W1602-3/4	...HOUSING ASSEMBLY AND OUTPUT SHAFT	1
3	PAOZZ	2090-99-125-3919	K5163	W1582	...ARM ASSEMBLY,PANTOGRAM	1
4	PAOZZ	2090-01-449-9689	7M258	W1279-234	...WINDSHIELD WIPER ASSY	1
5	XDOZZ		K5163	W1602-33/34	...MOTOR ASSEMBLY	1
END OF FIGURE						

UNIT, DIRECT SUPPORT, AND GENERAL SUPPORT MAINTENANCE
 FOR LANDING CRAFT MECHANIZED (LCM-8) (ALL VESSELS WITH MOD 2 APPLICATION)

CONTROL CONSOLE, INSTRUMENT LIGHTS, AND SWITCHES

REPAIR PARTS LIST

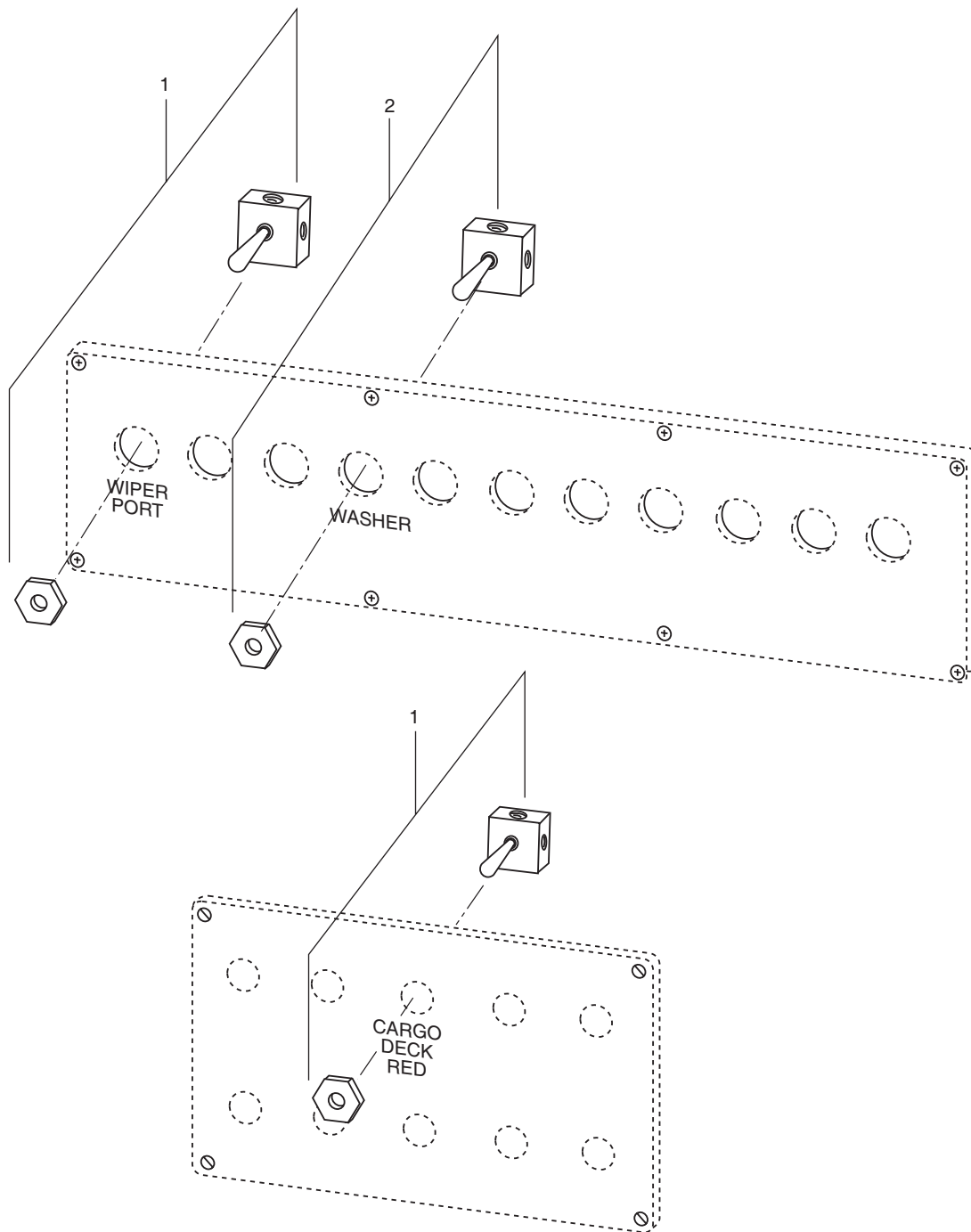


Figure 5. Control Console Instrument Lights and Switches (Sheet 1 of 2)

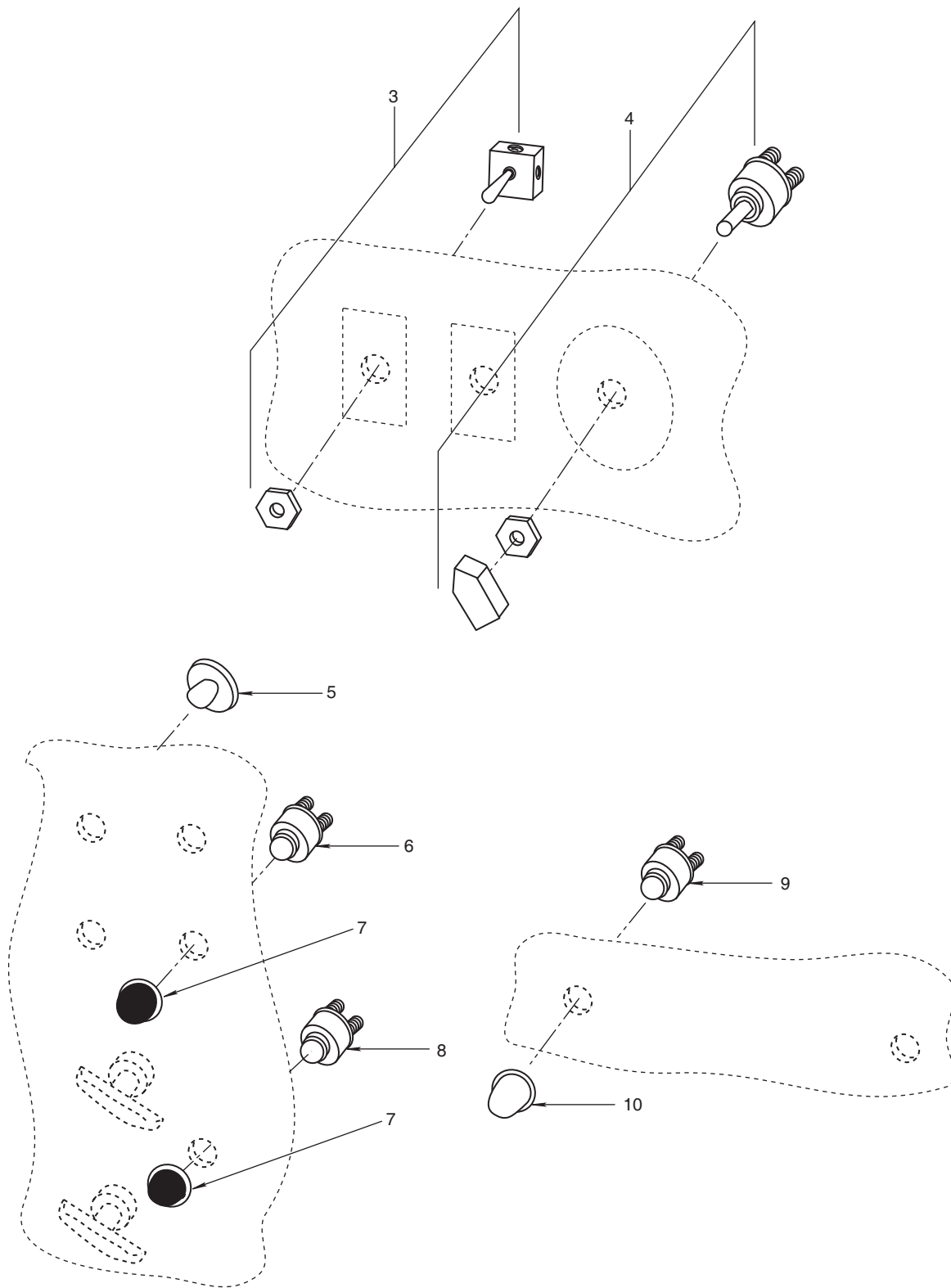


Figure 5. Control Console Instrument Lights and Switches (Sheet 2 of 2)

(1)	(2)	(3)	(4)	(5)	(6)	(7)
ITEM NO.	SMR CODE	NSN	CAGEC	PART NUMBER	DESCRIPTION AND USABLE ON CODE (UOC)	QTY
					GROUP 010303	
					FIG. 5 CONTROL CONSOLE, INSTRUMENT LIGHTS, AND SWITCHES	
1	PAOZZ	5930-00-655-1575	96906	MS35059-22	...SWITCH,TOGGLE POLE	20
2	PAOZZ	5930-00-615-7889	96906	MS35059-28	...SWITCH,TOGGLE POLE	1
3	PAOZZ	5930-00-522-5646	80064	9000S6202-74427T YPEZ27D	..SWITCH,TOGGLE NAVIGATION LIGHTS	1
4	PAOZZ	5930-00-258-5502	80064	9000S6202-74207R EVETYPE1SR2F4-2	..SWITCH,ROTARY NAVIGATION LIGHTS	1
5	XDOZZ		59197	700039	..LIGHT,WARNING WARNING, 24V DC	2
6	PAOZZ	5930-00-589-5269	81640	D201W2	..SWITCH,PUSH ENGINE START	2
7	XDOZZ		81349	MILB5423-7 TYPE D	..BOOT,RUBBER ENGINE START SWITCH	2
8	PAOZZ	5930-00-986-0755	13445	M626	..SWITCH,PUSH NAVIGATION HORN	1
9	PAOZZ	6210-00-495-6695	83330	177-8430-09-503	..INDICATOR BASE FIRE ALARM INDICATOR	2
10	PAOZZ	6210-01-010-2522	83330	177-0975-003	..INDICATOR CAP	2
END OF FIGURE						

**UNIT, DIRECT SUPPORT, AND GENERAL SUPPORT MAINTENANCE
FOR LANDING CRAFT MECHANIZED (LCM-8) (ALL VESSELS WITH MOD 2 APPLICATION)**

ENGINE/TRANSMISSION INSTRUMENTS

REPAIR PARTS LIST

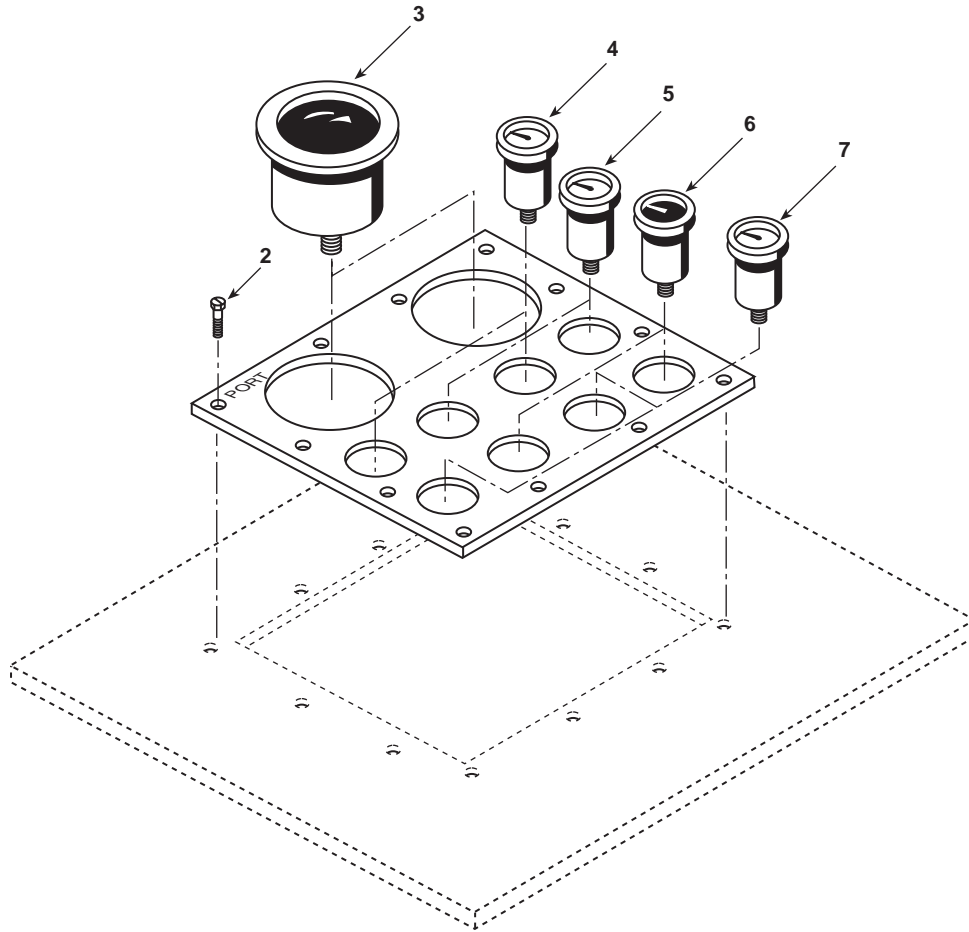


Figure 6. Engine Transmission Instruments

(1)	(2)	(3)	(4)	(5)	(6)	(7)
ITEM NO.	SMR CODE	NSN	CAGEC	PART NUMBER	DESCRIPTION AND USABLE ON CODE (UOC)	QTY
					GROUP 010304	
					FIG. 6 ENGINE/TRANSMISSION INSTRUMENTS	
1	XDOHH		19099	LCM82-95-401-001 -FIND51	..INSTRUMENT PANEL ASSY/ENGINE/ TRANSMISSION INSTRUMENTS	1
2	PAOZZ	5305-00-855-0957	96906	MS24629-46	...SCREW,TAPPING,THREAD CUTTING,PAN HD,NO.10 X 1/2LG	12
3	XDOZZ		72582	43044000/001	...TACHOMETER,ELECTRIC NON SELF-GENERATING	2
4	XDOZZ		72582	N02320406	...INDICATOR,TEMPERATURE, ELECTRICRESISTANCE	2
5	PBOZZ	6625-00-832-8408	57733	472-AL	...AMMETER 100A,100V	2
6	PBOZZ	6620-01-058-2409	72582	6463500	...GAGE,PRESSURE,DIAL INDICATING OIL,TORQUE CONVERTER.	2
7	PBOZZ	6620-01-106-3553	70040	1508354	...GAUGE,INDICATING,EN	2
					END OF FIGURE	

UNIT, DIRECT SUPPORT, AND GENERAL SUPPORT MAINTENANCE
FOR LANDING CRAFT MECHANIZED (LCM-8) (ALL VESSELS WITH MOD 2 APPLICATION)

HYDRAULIC GAUGES, RUDDER ANGLE INDICATOR, AND AMMETER

REPAIR PARTS LIST

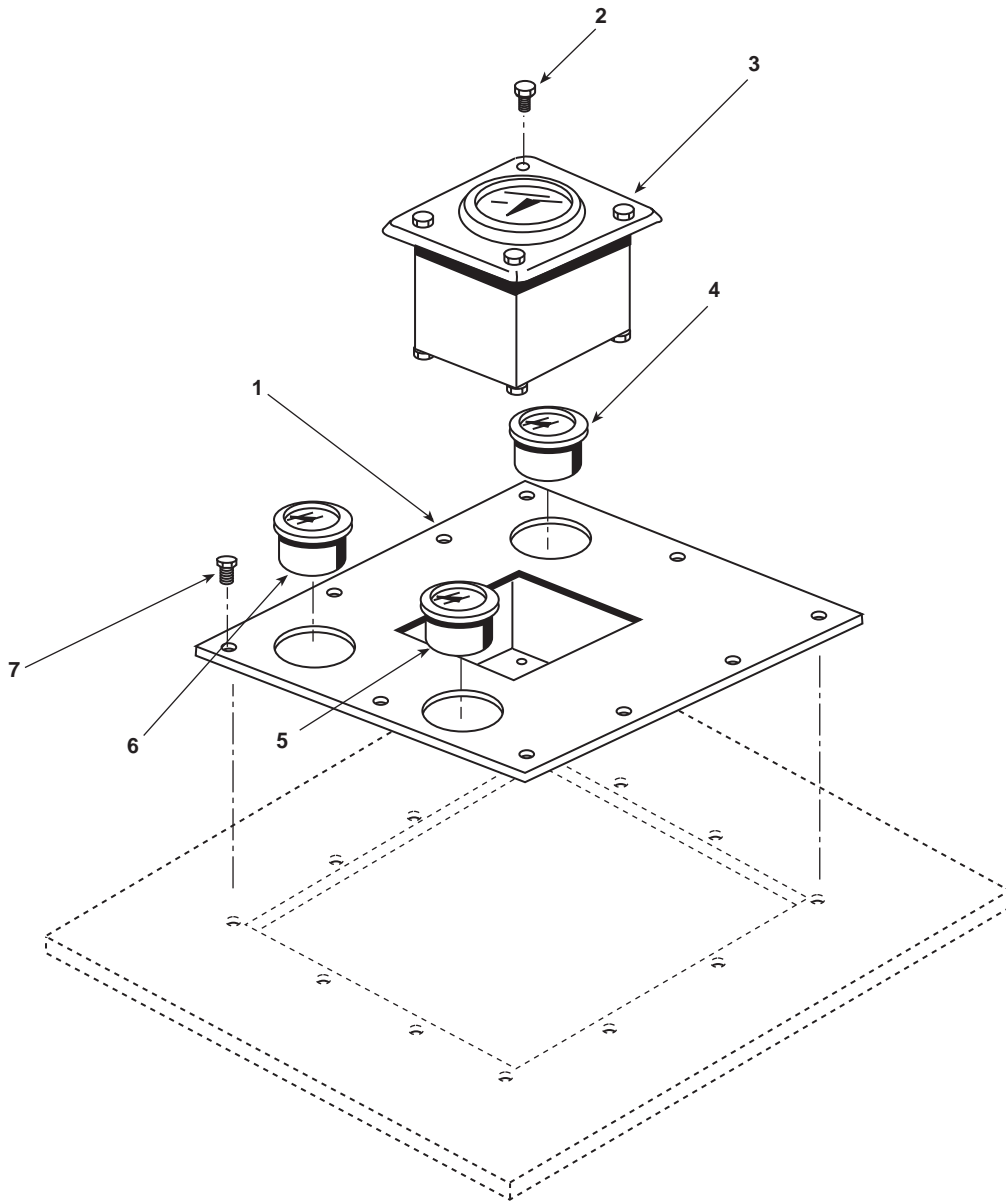


Figure 7. Hydraulic Gauges, Rudder Angle Indicator, and Ammeter

(1)	(2)	(3)	(4)	(5)	(6)	(7)
ITEM NO.	SMR CODE	NSN	CAGEC	PART NUMBER	DESCRIPTION AND USABLE ON CODE (UOC)	QTY
					GROUP 010305	
					FIG. 7 HYDRAULIC GAUGES, RUDDER ANGLE INDICATOR, AND AMMETER	
1	XCOOO		19099	LCM82-95-401-001 ITEM53	..INSTRUMENT PANEL ASSY, HYDRAULIC GAUGES AND RAI	1
2	PAOZZ	5305-00-071-1324	96906	MS51960-67	...SCREW,MACHINE NO. 1 32 UNC-2AX3/4LG	4
3	XDOZZ		37919	MDL150,520-012	...INDICATOR, ANGLE TOR	1
4	PAOZZ	6685-00-463-3399	38508	2-5DFM1-4CBM5000	...GAUGE,PRESSURE,DIAL INDICATING, PUMP HYDRAULIC	1
5	PAOZZ	6685-00-463-3399	38508	2-5DFM1-4CBM5000	...GAUGE,PRESSURE,DIAL INDICATING, ACCUMULATOR	1
6	PAOZZ	6685-00-241-1042	38508	2-5DFM1-4CBM3000	...GAUGE,PRESSURE,DIAL INDICATING,STEERING SYSTEM	1
7	PAOZZ	5305-00-855-0957	45152	MS24629-46	...SCREW,TAPPING,THREA	10
					END OF FIGURE	

**UNIT, DIRECT SUPPORT, AND GENERAL SUPPORT MAINTENANCE
FOR LANDING CRAFT MECHANIZED (LCM-8) (ALL VESSELS WITH MOD 2 APPLICATION)**

ENGINE SHUTDOWN CONTROL AND EMERGENCY ENGINE SHUTDOWN CONTROL

REPAIR PARTS LIST

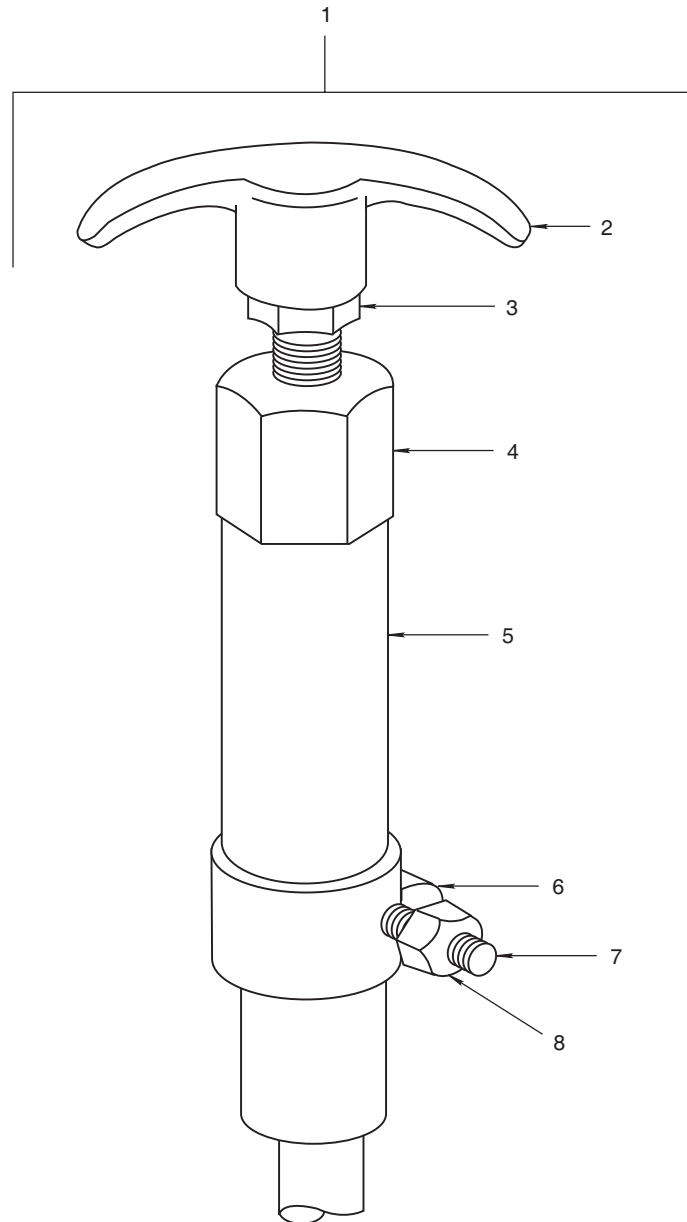


Figure 8. Engine Shutdown Control and Emergency Engine Shutdown Control (Sheet 1 of 2)

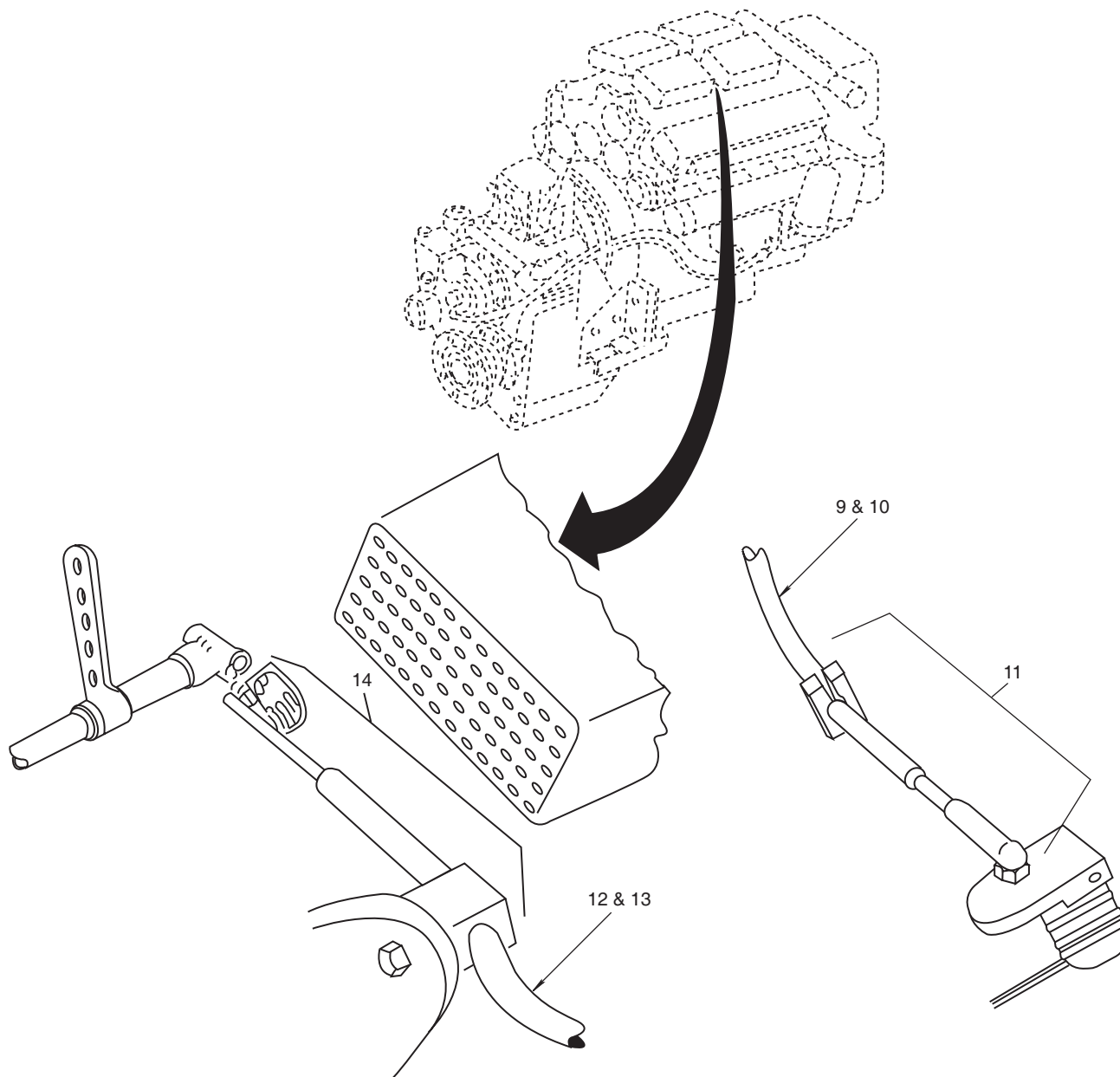


Figure 8. Engine Shutdown Control and Emergency Engine Shutdown Control (Sheet 2 of 2)

(1)	(2)	(3)	(4)	(5)	(6)	(7)
ITEM NO.	SMR CODE	NSN	CAGEC	PART NUMBER	DESCRIPTION AND USABLE ON CODE (UOC)	QTY
					GROUP 010306	
					FIG. 8 ENGINE SHUTDOWN CONTROL AND EMERGENCY ENGINE SHUTDOWN CONTROL	
1	PBOOO	2990-00-922-0274	86376	C2707	..CONTROL ASSEMBLY,PU SHUTDOWN	4
2	XDOZZ		86376	2136	...HANDLE,MANUAL CONTROL	1
3	XDOZZ		86376	1128	...NUT,PLAIN,HEXAGON LE END	1
4	PAOZZ	3120-00-003-9416	86376	D-1712	...BUSHING,SLEEVE END	1
5	XDOZZ		86376	Z771	...TUBE,CABLE MOUNT CABLE MTG	1
6	PAOZZ	5340-01-147-8142	86376	1776	...CLAMP,LOOP	1
7	XDOZZ		86376	1211	...BOLT,MACHINE HEAD CABLE CLAMP MTG	1
8	XDOZZ		86376	242	...NUT,PLAIN,HEXAGON CABLE CLAMP MTG	1
9	XDOZZ		41625	208505-9METERS	..CABLE,SHUTDOWN,FUEL STARBOARD ENGINE	1
10	XDOZZ		41625	208505-8.25METER S	..CABLE,SHUTDOWN,FUEL PORT ENGINE	1
11	PAOZZ	2910-00-922-0270	86376	C2926-3	..PARTS KIT,THROTTLE FUEL, PORT AND STBD	8
12	XDOZZ		41625	208505-10.75METE RS	..CABLE ASSEMBLY STBD ENGINE	1
13	XDOZZ		41625	208505-7METERS	..CABLE,SHUTDOWN,AIR PORT ENGINE	1
14	PAOZZ	2910-00-922-0270	86376	C2926-3	..PARTS KIT,THROTTLE	8
					END OF FIGURE	

UNIT, DIRECT SUPPORT, AND GENERAL SUPPORT MAINTENANCE
FOR LANDING CRAFT MECHANIZED (LCM-8) (ALL VESSELS WITH MOD 2 APPLICATION)

PROPULSION CONTROL HEAD

REPAIR PARTS LIST

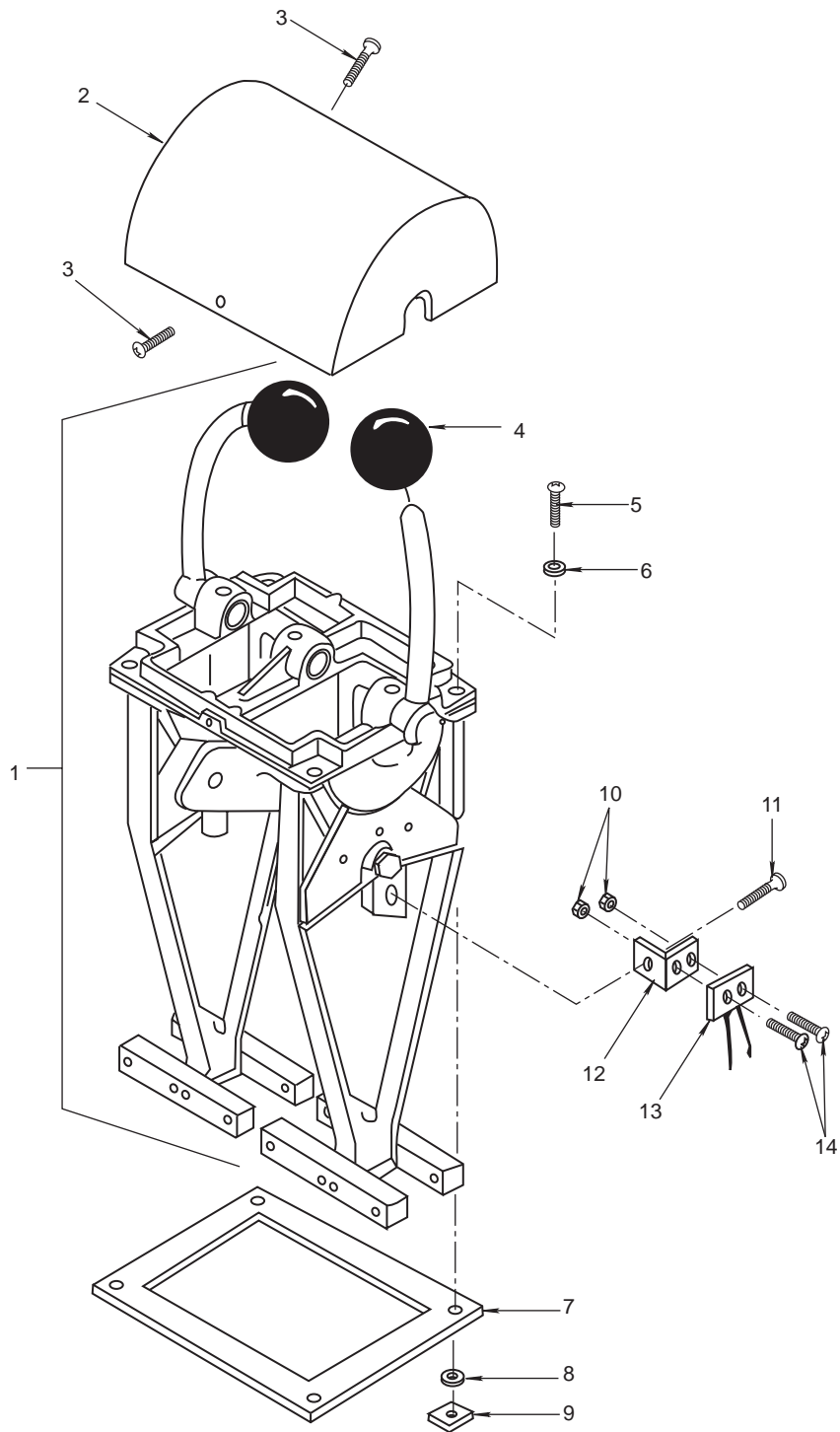


Figure 9. Propulsion Control Head

(1)	(2)	(3)	(4)	(5)	(6)	(7)
ITEM NO.	SMR CODE	NSN	CAGEC	PART NUMBER	DESCRIPTION AND USABLE ON CODE (UOC)	QTY
					GROUP 020401	
					FIG. 9 PROPULSION CONTROL HEAD	
1	XDOZZ		38658	2048-M	..CONTROL HEAD,TWIN ENGINE SINGLE LEVER	1
2	XDOZZ		38658	2048-0002	...DOME	1
3	XDOZZ		38658	1005-0808	...SCREW,MACHINE,SLOTTED OVAL HD	2
4	PAOZZ	5355-01-399-0132	38658	2030-0001	...KNOB	2
5	PAOZZ	5305-00-050-9233	96906	MS51957-67	...SCREW,MACHINE NO.10 -24 ONE-2AXI"LG	4
6	PAOZZ	5310-00-883-9384	96906	MS15795-842	...WASHER,FLAT .219ID X .500 OD	4
7	MOOZZ	9320-01-020-3543	81346	MIBC510	...RUBBER SHEET,SOLID PRENE, ASTM D2000	1
8	PAOZZ	5310-00-933-8120	96906	MS35338-138	...WASHER,LOCK NO.10 NOM SIZE	4
9	PAOZZ	5310-00-934-9760	96906	MS35649-204	...NUT,PLAIN,HEXAGON NO.10-24-UNC-2B	4
10	XDOZZ		38658	1022-0102	...NUT	4
11	XDOZZ		38658	1006-0604	...SCREW,PAN HD	2
12	XDOZZ		38658	2046-0028	...BRACKET	2
13	PAOZZ	5930-00-146-8583	38658	111SM-1	...MICROSWITCH	2
14	XDOZZ		38658	1004-0208	...SCREW,RD HD	4
					END OF FIGURE	

UNIT, DIRECT SUPPORT, AND GENERAL SUPPORT MAINTENANCE
 FOR LANDING CRAFT MECHANIZED (LCM-8) (ALL VESSELS WITH MOD 2 APPLICATION)

THROTTLE LINKAGE

REPAIR PARTS LIST

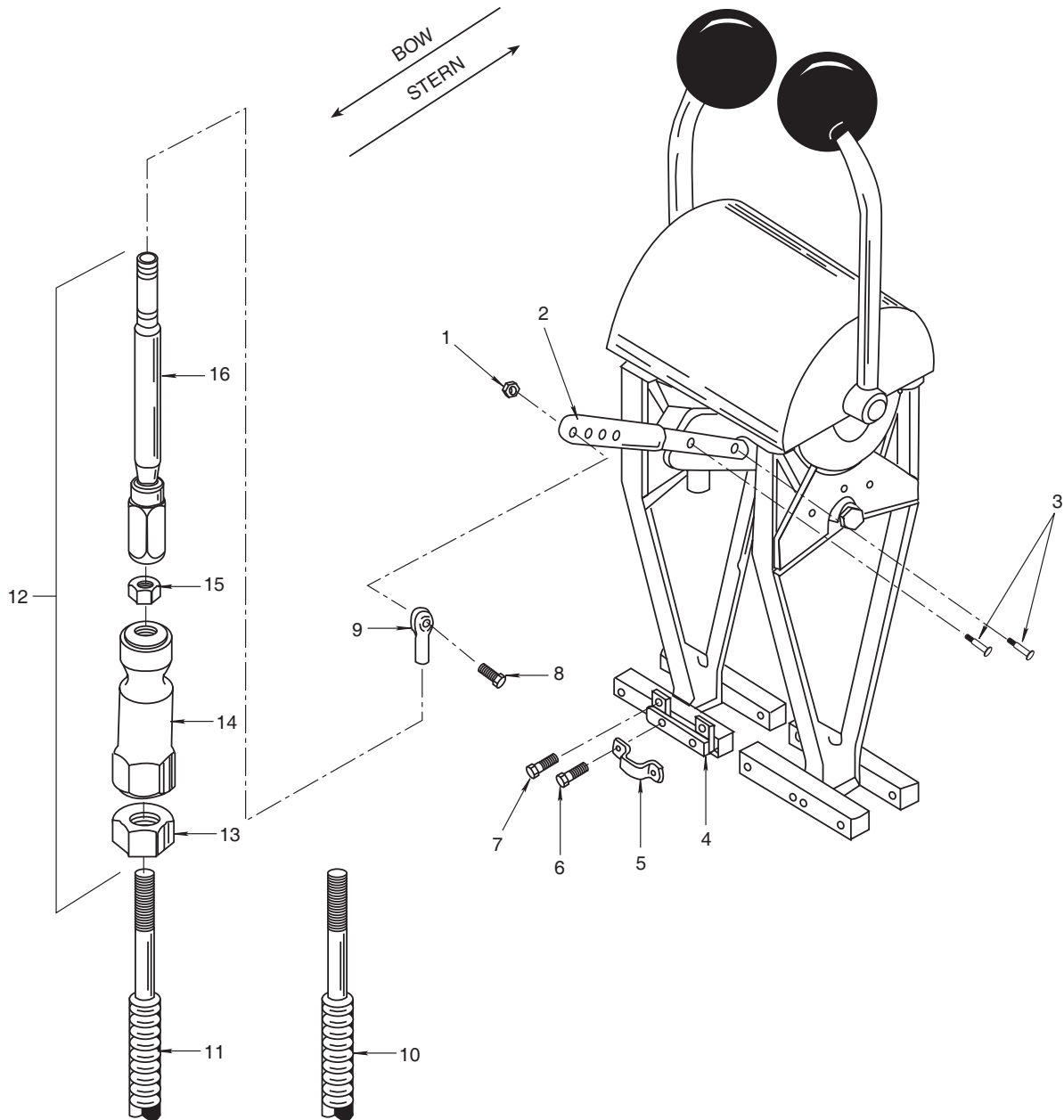


Figure 10. Throttle Linkage (Head) (Sheet 1 of 2)

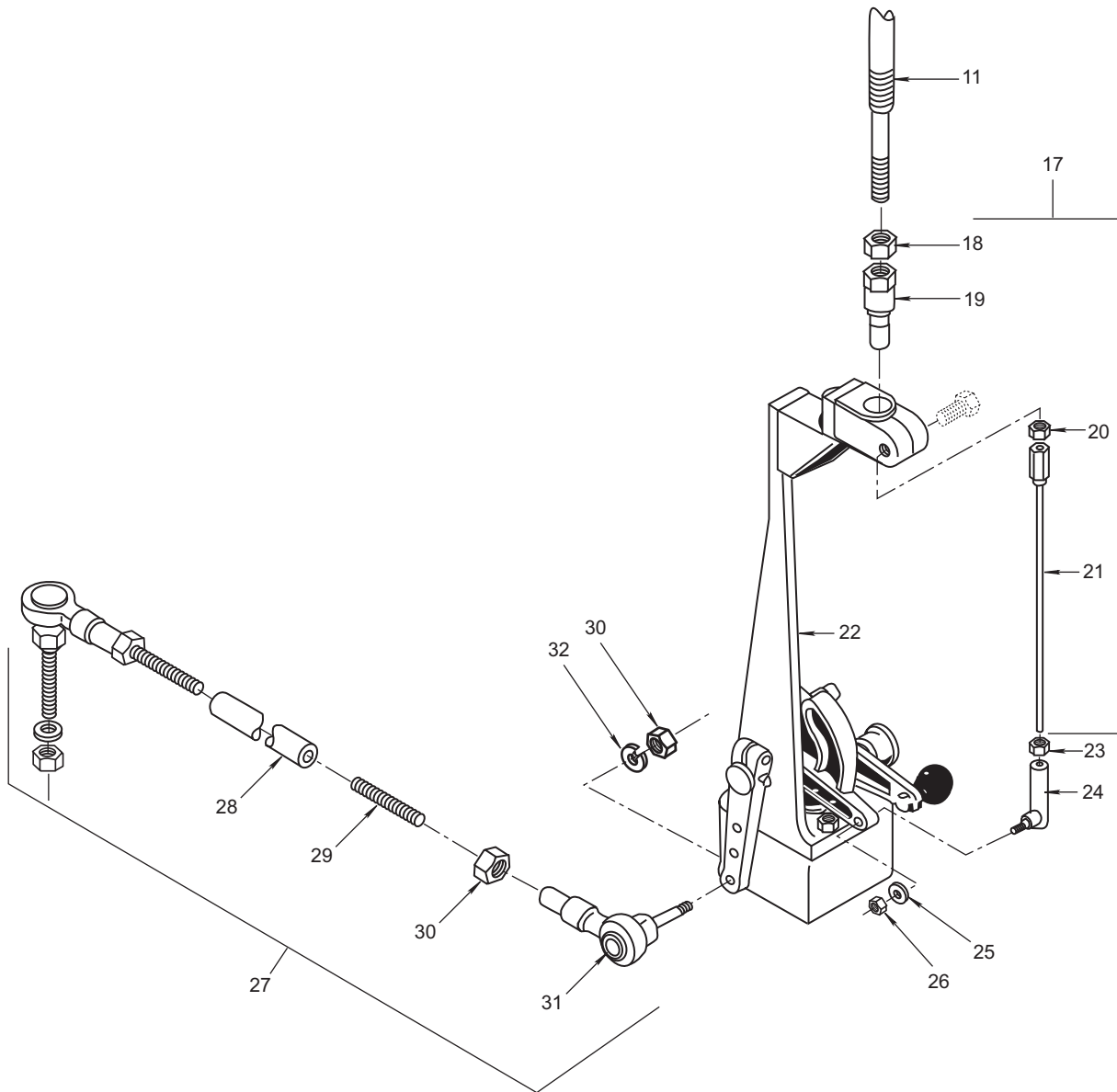


Figure 10. Throttle Linkage (Engine) (Sheet 2 of 2)

(1) ITEM NO.	(2) SMR CODE	(3) NSN	(4) CAGEC	(5) PART NUMBER	(6) DESCRIPTION AND USABLE ON CODE (UOC)	(7) QTY
					GROUP 020402	
					FIG. 10 THROTTLE LINKAGE	
	XDOOO		97403	13226E9451	..ENGINE CONTROL ARRANGEMENT, THROTTLE LINKAGE (HEAD/ENGINE).....	1
1	XDOZZ		38658	1022-0108	...NUT PART OF KIT P/N A-2048-0906	1
2	XDOZZ		38658	2046-0031	...LEVER PART OF KIT P/N A-2048-0906	1
3	XDOZZ		38658	1037-0410	...PIN,5/8 IN LONG PART OF KIT P/N A-2048-0906	2
4	XDOZZ		38658	2046-0030	...BRACKET PART OF KIT P/N A-2048-0906	1
5	XDOZZ		38658	2108-0002	...CLAMP, SINGLE CABLE PART OF KIT P/N A-2048-0906	1
6	XDOZZ		38658	1010-0812	...SCREW,ROUND HEAD PART OF KIT P/N A-2048-0906	2
7	XDOZZ		38658	1010-0808	...SCREW,ROUND HEAD PART OF KIT P/N A-2048-0906	2
8	XDOZZ		38658	1001-0814	...SCREW, HEX HEAD PART OF KIT P/N A-2048-0906	1
9	XDOZZ		38658	2144-3	...ROD END PART OF KIT P/N A-2048-0906	1
10	XDOZZ		41625	208505-9METERS	...CABLE, SHUTDOWN, FUEL	1
11	XDOZZ		41625	CC69332	...CABLE ASSEMBLY, 32 THROTTLE, STARBOARD	1
12	PAOZZ	2040-01-287-0757	86376	C2175	...ARTICULATION KIT PILOTHOUSE	1
13	XDOZZ		86376	2037	...NUT,CABLE LOCK	1
14	XDOZZ		86376	1969	...BUSHING, CABLE ADAPT	1
15	XDOZZ		86376	1330	...NUT, LOCK	1
16	PAOZZ	2010-01-015-3148	86376	2180	...ROD AND SOCKET ASSY	1
17	PAOZZ	2590-01-261-0261	86376	C2190	...CONTROL ASSEMBLY ENGINE END	1
18	XDOZZ		86376	2037	...NUT,CABLE LOCK	1
19	PAOZZ	5975-01-108-7049	86376	2194	...BUSHING, CABLE ADAPT	1
20	XDOZZ		86376	1330	...NUT, LOCK	1
21	XDOZZ		86376	2197	...ASSEMBLY, ROD, SOCKET	1

(1)	(2)	(3)	(4)	(5)	(6)	(7)
ITEM NO.	SMR CODE	NSN	CAGEC	PART NUMBER	DESCRIPTION AND USABLE ON CODE (UOC)	QTY
22	PAOZZ	2990-01-312-9171	86376	A-1585-TH	...CONTROL ASSEMBLY, PU THROTTLE	1
23	XDOZZ		86376	1213	...NUT, SELF LOCKING ARTICULATOR TO BALL JOINT	1
24	PAOZZ	3040-01-145-6105	86376	2514-1714	...BALL JOINT	1
25	PAOZZ	5310-00-933-8122	96906	MS35338-159	...WASHER,LOCK BALL JOINT	1
26	XDOZZ		86376	1128	...NUT,PLAIN,HEXAGON BALL JOINT	1
27	XDOZZ		86376	C-1586-1582	...CONNECTING ROD ASSY	1
28	XDOZZ		86376	2237	...COUPLING,CONNECTOR	1
29	XDOZZ		86376	2236	...ROD,CONNECTING	1
30	XDOZZ		86376	1213	...NUT, SELF LOCKING	4
31	PAOZZ	3040-01-069-9351	86376	1582	...BALL JOINT	2
32	PAOZZ	5310-00-933-8122	86376	127	...WASHER,LOCK	2
END OF FIGURE						

UNIT, DIRECT SUPPORT, AND GENERAL SUPPORT MAINTENANCE
FOR LANDING CRAFT MECHANIZED (LCM-8) (ALL VESSELS WITH MOD 2 APPLICATION)

CLUTCH LINKAGE

REPAIR PARTS LIST

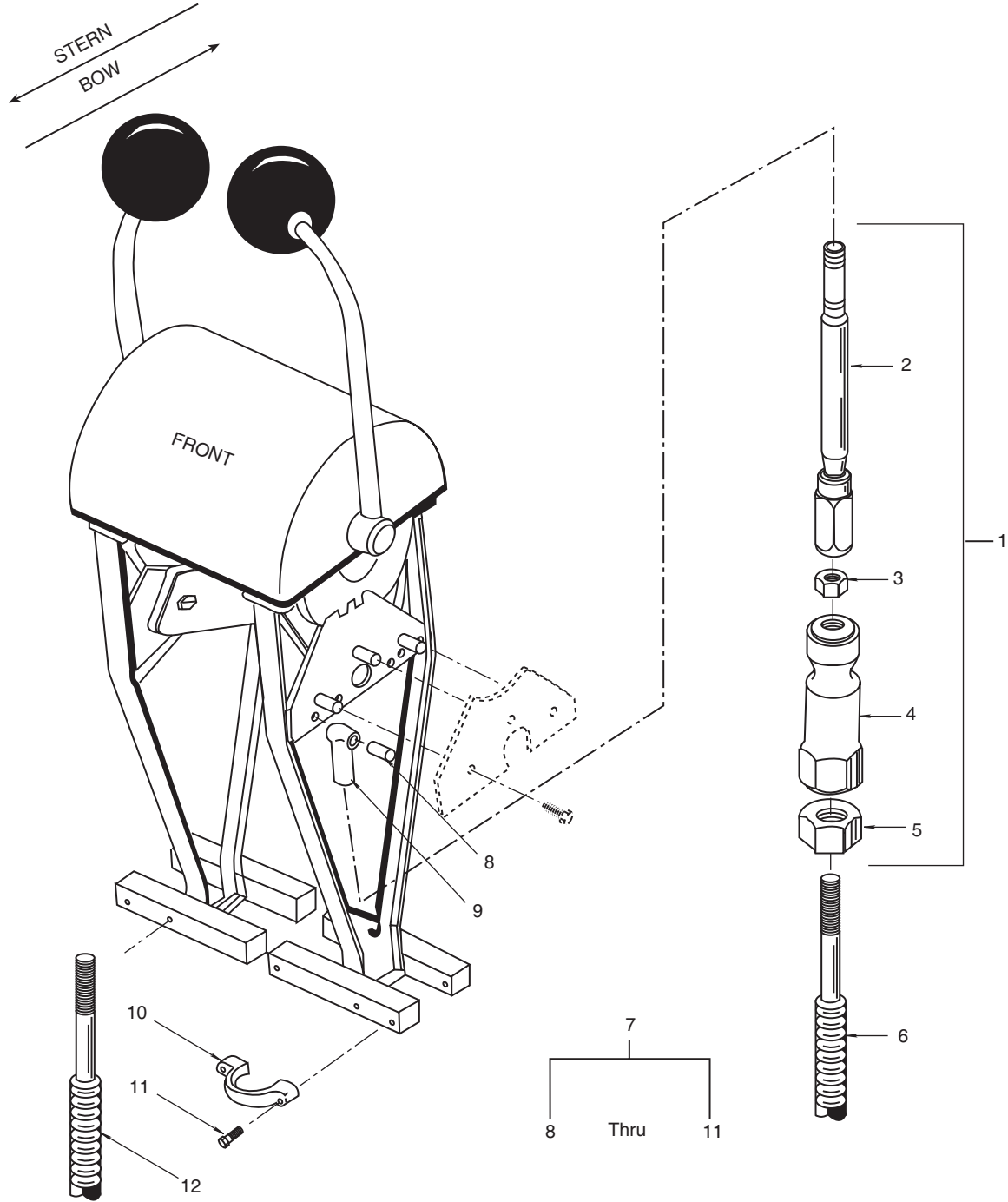


Figure 11. Clutch Linkage (Head) (Sheet 1 of 2)

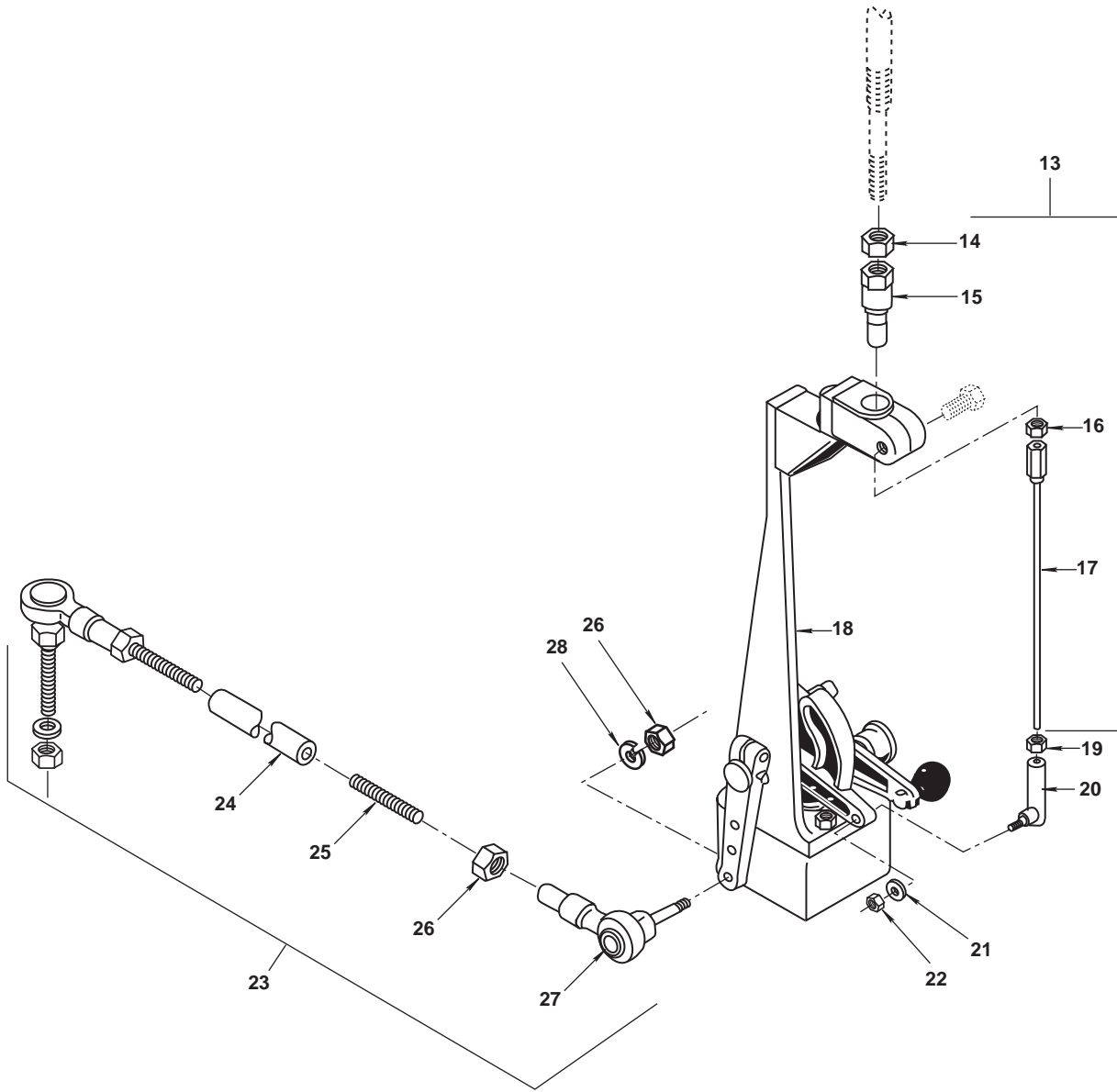


Figure 11. Clutch Linkage (Engine) (Sheet 2 of 2)

(1)	(2)	(3)	(4)	(5)	(6)	(7)
ITEM NO.	SMR CODE	NSN	CAGEC	PART NUMBER	DESCRIPTION AND USABLE ON CODE (UOC)	QTY
					GROUP 020403	
					FIG. 11 CLUTCH LINKAGE	
1	PAOZZ	2040-01-287-0757	86376	C2175	...ARTICULATION KIT PILOTHOUSE, CLUTCH	2
2	PAOZZ	2010-01-015-3148	86376	2180	...ROD AND SOCKET ASSY	1
3	XDOZZ		86376	1330	...NUT, LOCK	1
4	XDOZZ		86376	1969	...BUSHING, CABLE ADAPT	1
5	XDOZZ		86376	2037	...NUT,CABLE LOCK	2
6	XDOZZ		41625	208505-10.75 METERS	...CABLE ASSEMBLY CLUTCH, STARBOARD	1
7	XDOZZ		86376	A-2048-0902	...CABLE MOUNTING ASSY PILOTHOUSE CONTROL HEAD,CLUTCH	1
8	XDOZZ		38658	1037-0410	...PIN, 5/8 IN LONG	1
9	XDOZZ		38658	2105-0002	...CLEVIS 1/4-28UNF	1
10	XDOZZ		38658	2108-0002	...CLAMP, SINGLE CABLE	1
11	XDOZZ		38658	1010-0812	...SCREW,ROUND HEAD #10-24 UNC X 3/4 LG	2
12	XDOZZ		41625	CC69332	...CABLE ASSEMBLY, 32' CLUTCH, PORT	1
13	PAOZZ	2590-01-261-0261	86376	C2190	...CONTROL ASSEMBLY	1
14	XDOZZ		86376	2037	...NUT, CABLE LOCK	1
15	PAOZZ	5975-01-108-7049	86376	2194	...BUSHING, CABLE ADAPT	1
16	XDOZZ		86376	1330	...NUT, LOCK	1
17	XDOZZ		86376	2197	...ASSEMBLY, ROD, SOCKET	1
18	PAOZZ	2990-01-312-9171	86376	A-1585-TH	...CONTROL ASSEMBLY, PU CLUTCH	1
19	XDOZZ		86376	541	...NUT, SELF-LOCKING ARTICULATOR TO BALL JOINT	1
20	PAOZZ	3040-01-145-6105	86376	2514-1714	...BALL JOINT	1
21	PAOZZ	5310-00-933-8122	96906	MS35338-159	...WASHER, LOCK BALL JOINT	1
22	XDOZZ		86376	1128	...NUT, PLAIN,HEXAGON BALL JOINT	1
23	XDOZZ		86376	C-1586-1582	...CONNECTING ROD ASSY	1
24	XDOZZ		86376	2237	...COUPLING, CONNECTOR	1
25	XDOZZ		86376	2236	...ROD, CONNECTING	2
26	XDOZZ		86376	1213	...NUT, SELF LOCKING	4

(1)	(2)	(3)	(4)	(5)	(6)	(7)
ITEM NO.	SMR CODE	NSN	CAGEC	PART NUMBER	DESCRIPTION AND USABLE ON CODE (UOC)	QTY
27	PAOZZ	3040-01-069-9351	86376	1582	...BALL JOINT	2
28	PAOZZ	5310-00-933-8122	86376	127	...WASHER,LOCK	2
END OF FIGURE						

UNIT, DIRECT SUPPORT, AND GENERAL SUPPORT MAINTENANCE
FOR LANDING CRAFT MECHANIZED (LCM-8) (ALL VESSELS WITH MOD 2 APPLICATION)

STARTING SYSTEM VALVES, PIPING, HOSES, AND FITTINGS

REPAIR PARTS LIST

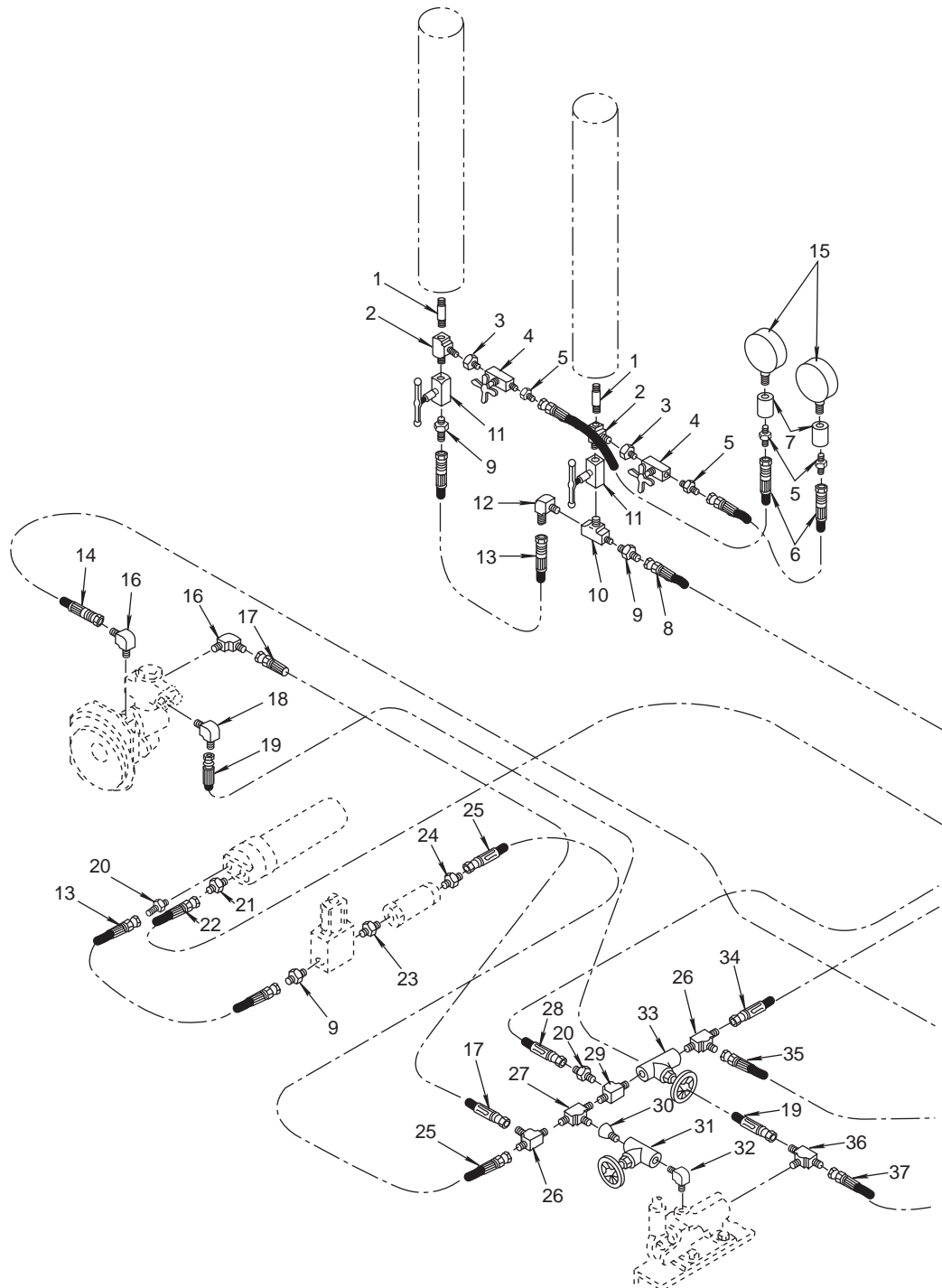


Figure 12. Starting System Valves, Piping, Hoses and Fittings (Sheet 1 of 2)

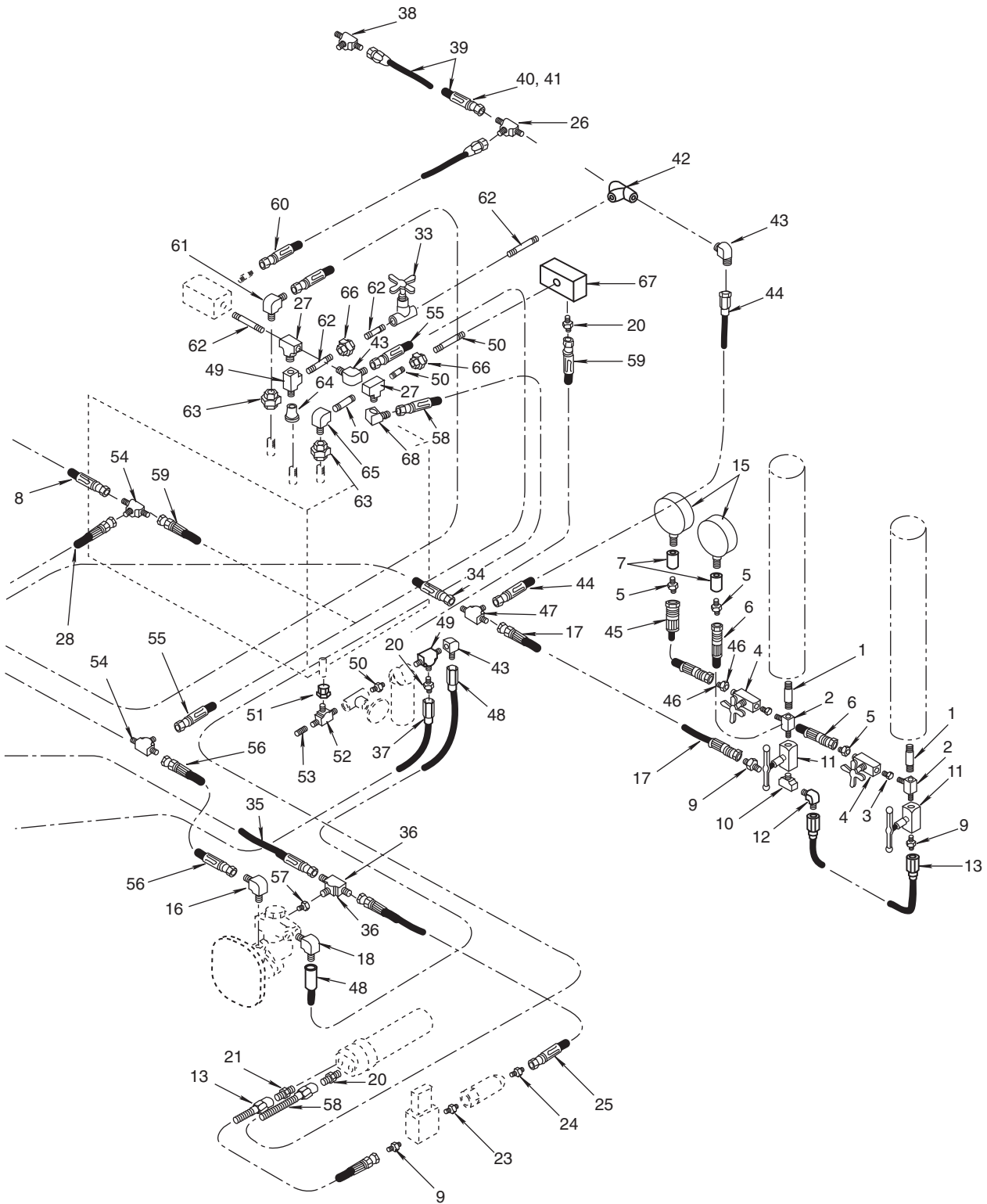


Figure 12. Starting System Valves, Piping, Hoses and Fittings (Sheet 2 of 2)

(1)	(2)	(3)	(4)	(5)	(6)	(7)
ITEM NO.	SMR CODE	NSN	CAGEC	PART NUMBER	DESCRIPTION AND USABLE ON CODE (UOC)	QTY
					GROUP 020501	
					FIG.12 STARTING SYSTEM VALVES, PIPING, HOSES, AND FITTINGS	
1	PAOZZ	4710-00-277-5466	81346	ASTM A53	..PIPE, METALLIC SCHED 80 3/4 IN	1
2	XDOZZ		98660	PF 3010-12	..TEE, FEMALE, MALE MALE 3/4 IN IPS.....	4
3	PAOZZ	4730-01-251-4656	98660	PF110-12-4	..BUSHING, PIPE FEMALE X 1/4 IN IPS MALE	4
4	PAOZZ	4820-00-433-3162	92029	S250-S1	..VALVE, GLOBE 1/4 IN, NPTF	4
5	PAOZZ	4730-01-070-0581	98660	AC1000-4-4	..ADAPTER, STRAIGHT,PI IN JIC X 1/4 IN IPS	7
6	XDOZZ		24161	4C2AT-4RFJX-53	..HOSE ASSY, 1/4IN JIC SWIVEL X53 IN L	3
7	XDOZZ		80204	ANSI B16.11	..COUPLING 1/4 IN, 3000 LB SCREWED.	4
8	XDOZZ		24161	8C2AT-8RFJX-102	..HOSE ASSY, 1/2 IN JIC SWIVEL X 102 IN L	1
9	PAOZZ	4730-01-184-0094	98660	AC1000-8-12	..ADAPTER, STRAIGHT,PI IN JIC X 3/4 IN IPS	6
10	XDOZZ		98660	PF3110-12	..TEE, FEMALE, FEMALE MALE 3/4 IN IPS	2
11	XDOZZ		29771	S650-S1	..VALVE, GLOBE 3/4 IN NPTF	4
12	XDOZZ		98660	AC2000-8-12	..ELBOW, PIPE TO TUBE 1/2 IN JIC X 3/4 IN IPS	2
13	XDOZZ		24161	8C2AT-8RFJX-28	..HOSE ASSY 1/2IN JIC SWIVEL X 28 IN L	4
14	XDOZZ		24161	8CIT-8RFJX-136	..HOSE ASSY 1/2IN JIC SWIVEL X 136 IN L	1
15	PAOZZ	6685-00-045-3211	61349	P500S-152919	..GAGE, PRESSURE ACCUMULATOR, 0-5000PSI	2
16	XDOZZ		98660	AC2000-8-4	..ELBOW, 90 DEG,MALE 1/2 IN JIC X 1/4 IN IPS	3
17	XDOZZ		24161	8C2AT-8RFJX-80	..HOSE ASSY, 1/2IN JIC SWIVEL X 80 IN L	2
18	PAOZZ	4730-01-375-5439	98660	AC2000-8	..ELBOW,PIPE TO TUBE 1/2 IN JIC X 3/8 IN IPS	2
19	XDOZZ		24161	8CIT-8RFJX-80	..HOSE ASSY,1/2IN JIC SWIVEL X 80 IN L	1
20	XDOZZ	4730-00-124-5647	98660	AC1000-8-8	..ADAPTER,STRAIGHT,PI IN JIC X 1/2 IN IPS	6

(1)	(2)	(3)	(4)	(5)	(6)	(7)
ITEM NO.	SMR CODE	NSN	CAGEC	PART NUMBER	DESCRIPTION AND USABLE ON CODE (UOC)	QTY
21	PAOZZ	4730-00-202-8469	98660	AC1000-12	..ADAPTER, STRAIGHT,PI 3/4 IN JIC X 3/4 IN IPS	2
22	XDOZZ		24161	12CIT-12RFJX-219	..HOSE ASSY, 3/4IN JIC SWIVEL X 219 IN L	1
23	XDOZZ		98660	PF10-12-6	..HEX NIPPLE, REDUCING 3/4 IN IPS X 3/8 IN IPS	2
24	PAOZZ	4730-00-813-9611	98660	AC1000-8	..CONNECTOR, MALE 1/2 IN JIC X 5/8 IN IPS	2
25	XDOZZ		24161	8C2AT-8RFJX-53	..HOSE ASSY, 1/2IN JIC SWIVEL X 53 IN L	2
26	XDOZZ		98660	AC3300-8-8-8	..TEE,MALE, RUN 1/2IN JIC X 1/2 IN IPS X 1/2 IN JIC	4
27	PAOZZ	4730-01-012-9916	98660	PF3110-8	..TEE, PIPE MALE, 1/2 IN IPS	1
28	XDOZZ		24161	8C2AT-8RFJX-67	..HOSE ASSY, 1/2IN JIC SWIVEL X 67 IN L	1
29	XDOZZ		98660	PF3001-8	..TEE, MALE, MALE FEMALE 1/2 IN IPS.	1
30	XDOZZ		98660	PF110-8-6	..REDUCER, PIPE FEMALE X 3/8 IN IPS MALE	1
31	PAOZZ	4820-01-224-5342	29771	S350-S1	..VALVE,GLOBE NPTF	1
32	PAOZZ	4730-01-182-1389	98660	PF20-6	..ELBOW, PIPE 3/8 IN IPS X 3/8 IN IPS	1
33	PAOZZ	4820-01-276-8643	92029	S450-S1	..VALVE,GLOBE NPTF	2
34	XDOZZ		24161	8C2AT-8RFJX-98	..HOSE ASSY,1/2IN JIC SWIVEL X 98 IN L	1
35	XDOZZ		24161	8C2AT-8RFJX-107	..HOSE ASSY,1/2IN JIC SWIVEL X 107 IN L	1
36	XDOZZ		98660	AC3000-8	..TEE,MALE, BRANCH 1/2 IN JIC X 1/2 IN JIC X 3/8 IN IPS	2
37	XDOZZ		24161	8CIT-8RFJX-96	..HOSE ASSY,1/2IN JIC SWIVEL X 96 IN L	1
38	XDOZZ		98660	AC1100-4-4	..CONNECTOR, FEMALE 1/4 IN JIC X 1/4 IN IPS	1
39	XDOZZ		24161	4C2AT-4RFJX-170	..HOSE ASSY,1/4IN JIC SWIVEL X 170 IN L	1
40	PAOZZ	4730-00-762-1239	98660	A18-8	..NUT,TUBE COUPLING	1
41	XDOZZ		98660	AC55-8-4	..TUBE, END REDUCER 1/2 IN JIC X 1/4 IN JIC	1
42	PAOZZ	4730-00-434-2577	98660	PF31-8	..TEE, PIPE IPS	2
43	PAOZZ	4730-01-375-5437	98660	AC2000-8-8	..ELBOW, PIPE TO TUBE 1/2 IN JIC X 1/2 IN IPS	3

(1)	(2)	(3)	(4)	(5)	(6)	(7)
ITEM NO.	SMR CODE	NSN	CAGEC	PART NUMBER	DESCRIPTION AND USABLE ON CODE (UOC)	QTY
44	XDOZZ		24161	8C2AT-8RFJX-51	..HOSE ASSY, 1/2IN JIC SWIVEL X 51 IN L	1
45	XDOZZ		24161	4C2AT-4RFJX-45	..HOSE ASSY, 1/4IN JIC SWIVEL X 45 IN L	1
46	XDOZZ		98660	AC2000-4-4	..ELBOW, 90 DEG. MALE 1/4 IN JIC X 1/4 IN IPS	1
47	PAOZZ	4730-00-804-7944	98660	AC3200-8	..TEE, MALE, 1/2IN JIC X 1/2 IN JIC X 1/2 IN JIC	3
48	XDOZZ		24161	8CIT-8RFJX-98	..HOSE ASSY, 1/2IN JIC SWIVEL X 98 IN L	1
49	PAOZZ	4730-01-142-2249	98660	PF3011-8	..TEE, PIPE ALE, 1/2 IN IPS	2
50	PAOZZ	4730-00-434-3540	98660	PF10-8	..NIPPLE, PIPE PS	4
51	PAOZZ	4730-00-890-4983	98660	PF101-16-8	..REDUCER, PIPE X 1/2 IN IPS	1
52	XDOZZ		98660	PF3010-8	..TEE, MALE, FEMALE MALE, 1/2 IN IPS	1
53	XDOZZ	4730-00-044-4587	98660	PF60-8	..PLUG, PIPE	1
54	XDOZZ	4730-00-804-7944	98660	AC3200-8	..TEE, MALE,1/2IN JIC X 1/2 IN JIC X 1/2 IN JIC	3
55	XDOZZ		24161	8CIT-8RFJX-112	..HOSE ASSY,1/2IN JIC SWIVEL X 112 IN L	1
56	XDOZZ		24161	8CIT-8RFJX-68	..HOSE ASSY,1/2IN JIC SWIVEL X 68 IN L	1
57	PAOZZ	4730-01-139-1653	98660	PF110-6-4	..REDUCER, PIPE FEM X 1/4 IN IPS MALE	1
58	XDOZZ		24161	12CIT-12RFTX-196	..HOSE ASSY	1
59	XDOZZ		24161	8C2AT-8RFJX-96	..HOSE ASSY,1/2IN JIC SWIVEL X 96 IN L	1
60	XDOZZ		24161	8C2AT-8RFJX-16	..HOSE ASSY,1/2IN JIC SWIVEL X 16 IN L	1
61	PAOZZ	4730-01-376-8933	98660	AC2000-12	..ELBOW, PIPE TO TUBE 3/4 IN JIC X 3/4 IN IPS	1
62	PAOZZ	4710-00-277-5466	81346	ASTM A53	..PIPE, METALLIC SCHED 40 1/2 IN	1
63	PAOZZ	4730-01-196-5217	98660	PF11-12	..COUPLING, PIPE IPS	2
64	XDOZZ		80204	ANSI B16.3	..REDUCER, 3/4 IN X 1/ 2 IN, 125 LB, SCREWED	1
65	XDOZZ		98660	PF201-12-8	..ELBOW, 90 DEG. STREET 3/4 IN IPS MALE X 1/2 IN IPS FEMALE	1
66	XDOZZ		98660	PFU11-8	..UNION, PIPE,1/2IN IPS	2

(1)	(2)	(3)	(4)	(5)	(6)	(7)
ITEM NO.	SMR CODE	NSN	CAGEC	PART NUMBER	DESCRIPTION AND USABLE ON CODE (UOC)	QTY
67	PAOZZ	4820-00-864-4546	65099	1A30-01-V-4P-E-D	..VALVE, SAFETY RELIEF NPTF, SET AT 3400 PSI.....	1
68	XDOZZ		98660	AC2000-12-8	..ELBOW, 90 DEG. MALE.....	1
END OF FIGURE						

UNIT, DIRECT SUPPORT, AND GENERAL SUPPORT MAINTENANCE
FOR LANDING CRAFT MECHANIZED (LCM-8) (ALL VESSELS WITH MOD 2 APPLICATION)

RECHARGING PUMP

REPAIR PARTS LIST

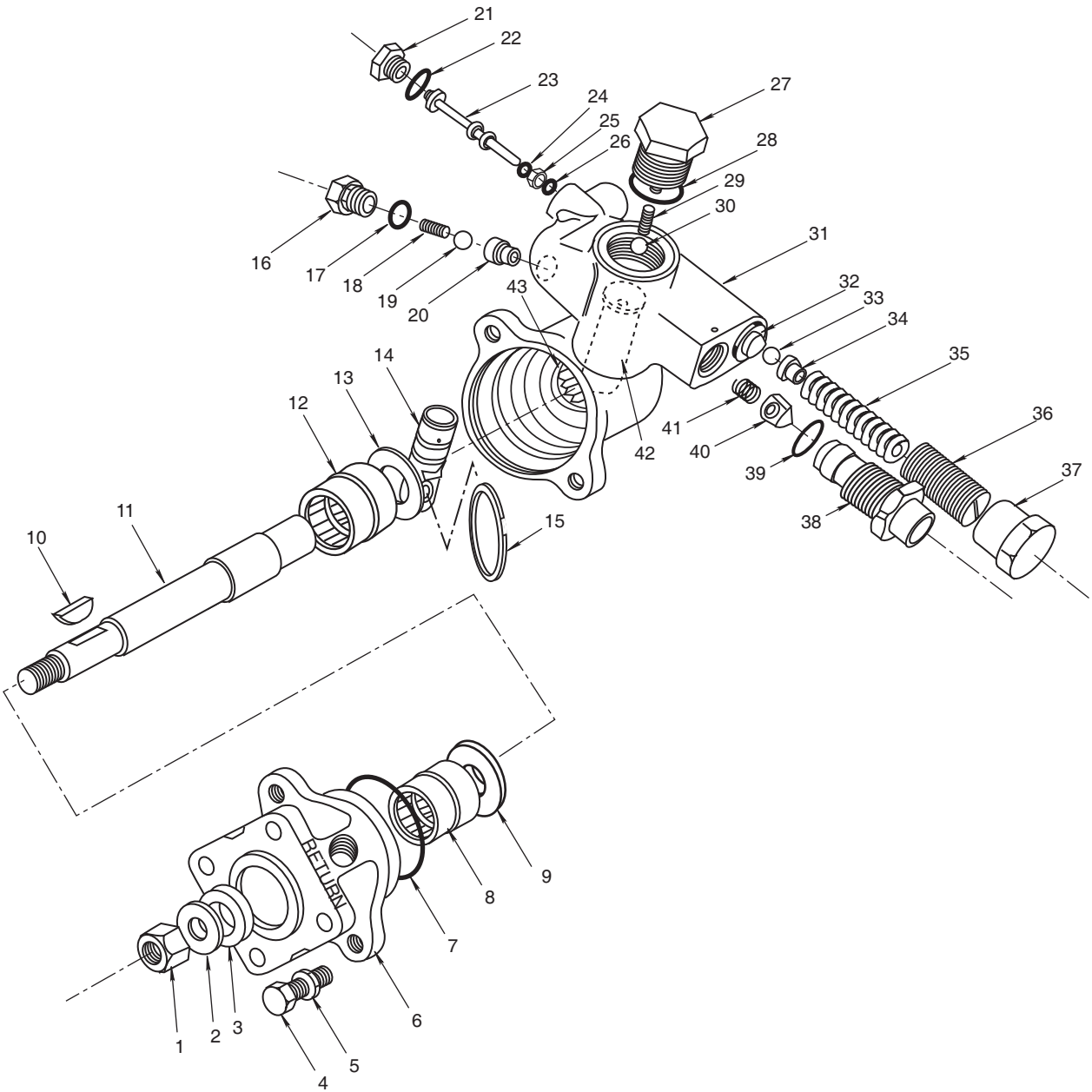


Figure 13. Recharging Pump (Sheet 1 of 2)

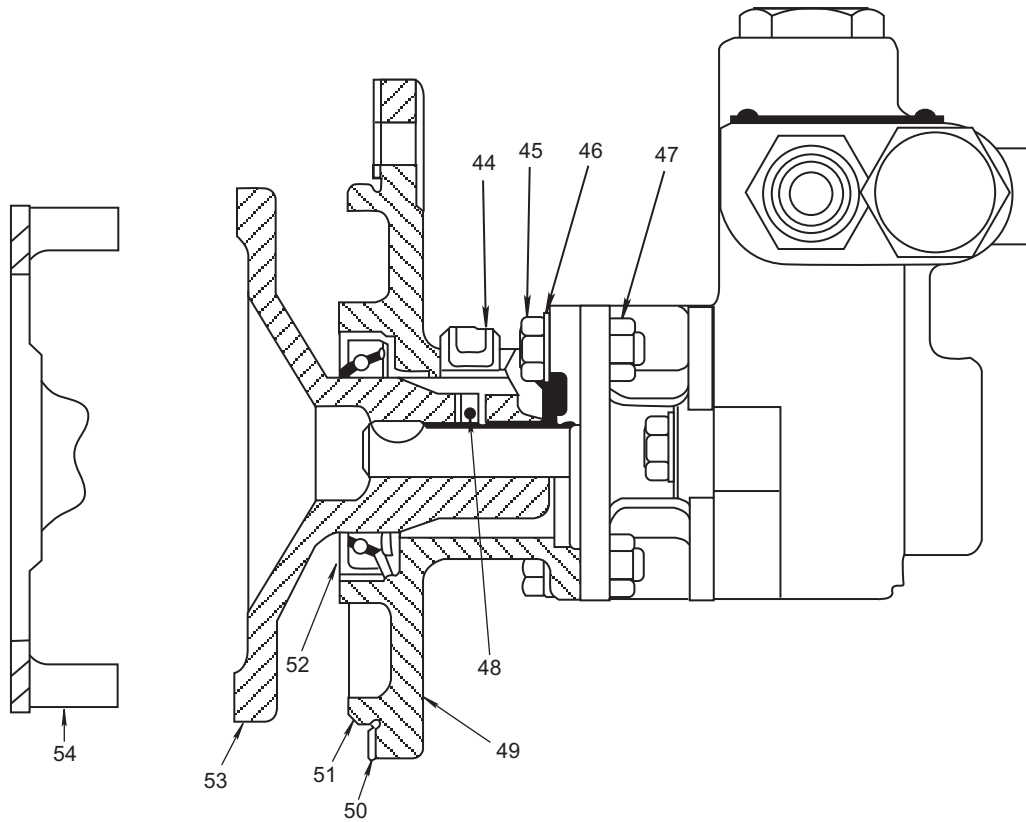


Figure 13. Recharging Pump (Sheet 2 of 2)

(1)	(2)	(3)	(4)	(5)	(6)	(7)
ITEM NO.	SMR CODE	NSN	CAGEC	PART NUMBER	DESCRIPTION AND USABLE ON CODE (UOC)	QTY
					GROUP 020502	
					FIG.13 RECHARGING PUMP	
	PAOHH	4320-00-864-6236	73181	RPA300412C	..PUMP, ROTARY	1
1	PAHZZ	5310-00-431-8884	01843	NT6-16CA	..NUT, DRIVE SHAFT	1
2	PAHZZ	5310-00-809-5998	96906	MS27183-18	..WASHER, FLAT SHAFT	1
3	PAHZZ	5330-00-052-1893	07988	SE100082	..SEAL, OIL SHAFT	1
4	PAHZZ	5306-00-018-7715	07988	SC1618	..BOLT,MACHINE HEAD FLANGE MTG	1
5	PAHZZ	5310-01-229-6254	01843	WA5-10CA	..WASHER, LOCK FLANGE MTG	1
6	PAHZZ	4730-00-938-9310	01843	FL202603	..FLANGE, PIPE ASSEMBLY	2
7	PAHZZ	5330-00-970-4173	07988	GA1129-5	..PACKING	1
8	PAHZZ	3110-00-227-3237	96906	MS51961-3	..BEARING, ROLLER,NEED	1
9	PAHZA	5310-00-016-9892	07988	WA1933	..WASHER, FLAT	1
10	XDHZZ		01843	KY3-6	..KEY, WOODRUFF	1
11	PAHZZ	3040-00-938-9308	93181	SH2202594	..SHAFT, SHOULDERED	1
12	PAHZZ	3110-00-227-3241	96906	MS51961-9	..BEARING, ROLLER,NEED	1
13	PAHZA	5310-00-016-9892	07988	WA1933	..WASHER, FLAT	1
14	PAHZZ	4320-00-934-9548	ORK88	PT202606	..PISTON, HYDRAULIC MO	1
15	PAHZZ	5325-00-012-1027	14597	RPA300363PC9	..RING, RETAINING	1
16	PAHZZ	5342-00-827-7618	07988	PG202614	..PLUG, HEX HEAD	1
17	PAHZZ	5331-00-970-4139	07988	GA1129-1	..O-RING PLUG	1
18	PAHZZ	5360-00-932-1015	07988	SP202607	..SPRING, HELICAL,COMP COMPRESSION	1
19	PAHZZ	3110-00-100-6153	96906	MS19059-2416	..BALL, BEARING	1
20	PAHZZ	4820-00-833-3035	73181	VS202602	..SEAT,VALVE	2
21	PAHZZ	5342-00-827-7618	07988	PG202614	..PLUG, HEX HEAD	1
22	PAHZZ	5331-00-970-4139	07988	GA1129-1	..O-RING PLUG	1
23	PAHZZ	2805-00-995-8527	01843	PC202613	..PLUNGER,VALVE	1
24	PAHZZ	5330-00-897-2665	07988	RG100157	..RETAINER,PACKING	1
25	PAHZZ	5331-00-970-4175	07988	GA1129-7	..O-RING PLUNGER	1
26	PAHZZ	5330-00-897-2665	07988	RG100157	..RETAINER, PACKING	1
27	PAHZZ	5342-00-827-7615	07988	PG202608	..PLUG, HEX HEAD	1
28	PAHZZ	5331-00-052-1853	07988	GA1129-2	..O-RING PLUG	1

(1)	(2)	(3)	(4)	(5)	(6)	(7)
ITEM NO.	SMR CODE	NSN	CAGEC	PART NUMBER	DESCRIPTION AND USABLE ON CODE (UOC)	QTY
29	PAHZZ	5360-00-932-1017	07988	SP202702	..SPRING, HELICAL, COMP VALVE	1
30	PAHZZ	3110-00-100-6153	96906	MS19059-51	..BALL, BEARING	1
31	PAHZZ	4320-00-995-8530	01843	HG202597	..HOUSING ASSEMBLY	1
32	PAHZZ	4820-00-833-3035	01843	VS202602	...SEAT, VALVE	2
33	PAHZZ	3110-00-100-6153	96906	MS19059-2416	..BALL, BEARING	1
34	PAHZZ	4820-00-934-9546	07988	VS202612	..SEAT, VALVE	1
35	PAHZZ	5360-00-932-1872	73181	SP202611	..SPRING, SPECIAL COMPRESSION VALVE.	1
36	PAHZA	5305-00-012-1012	07988	SC202610	..SETSCREW SPRING ADJUSTING	1
37	PAHZZ	4820-00-938-9311	07988	CP202609	..CAP, VALVE	1
38	PAHZZ	4730-00-826-4932	01843	F1202617	..FITTING, VALVE	1
39	PAHZA		ORK88	GA1129-4	..PACKING, PREFORMED ADAPTER	1
40	PAHZZ	4820-00-934-9547	07988	VA202616	..VALVE, INLET	1
41	PAHZZ	5360-00-932-1016	07988	SP202615	..SPRING, HELICAL, COMP COMPRESSION VALVE	1
42	PAHZZ	3120-00-126-5783	01843	SV202601	...BUSHING, SLEEVE	1
43	PAHZZ	3110-00-897-2556	01843	BN100256	...BEARING, ROLLER, NEED	1
44	PAHZZ	4730-00-954-1281	72582	5125237	..PLUG, PIPE	1
45	XDHZZ		07988	SC2046	..SCREW HEAD FLANGE MTG	4
46	PAHZZ	5310-00-782-4412	01843	WA6-10CA	..WASHER, LOCK FLANGE MTG	8
47	PAHZZ	5310-00-880-7744	96906	MS51967-5	..NUT, PLAIN, HEXAGON FLANGE MTG	4
48	PAHZZ	5305-00-004-1590	01843	SC2096	..SCREW	1
49	XDHZZ		01843	FL202693	..FLANGE ASSEMBLY	1
50	PAHZZ	5330-00-401-0864	01843	GA202082	..GASKET FLANGE	1
51	XDHZZ		01843	FL202694	..FLANGE	1
52	PAHZZ	5330-00-250-5705	01843	SE1047	..SEAL, OIL	1
53	XDHZZ		01843	DV202966	..DRIVE, INTERMEDIATE	1
54	PAHZZ	3040-01-375-1663	22936	HB203361	..DRIVE HUB	1

END OF FIGURE

UNIT, DIRECT SUPPORT, AND GENERAL SUPPORT MAINTENANCE
 FOR LANDING CRAFT MECHANIZED (LCM-8) (ALL VESSELS WITH MOD 2 APPLICATION)

ACCUMULATOR

REPAIR PARTS LIST

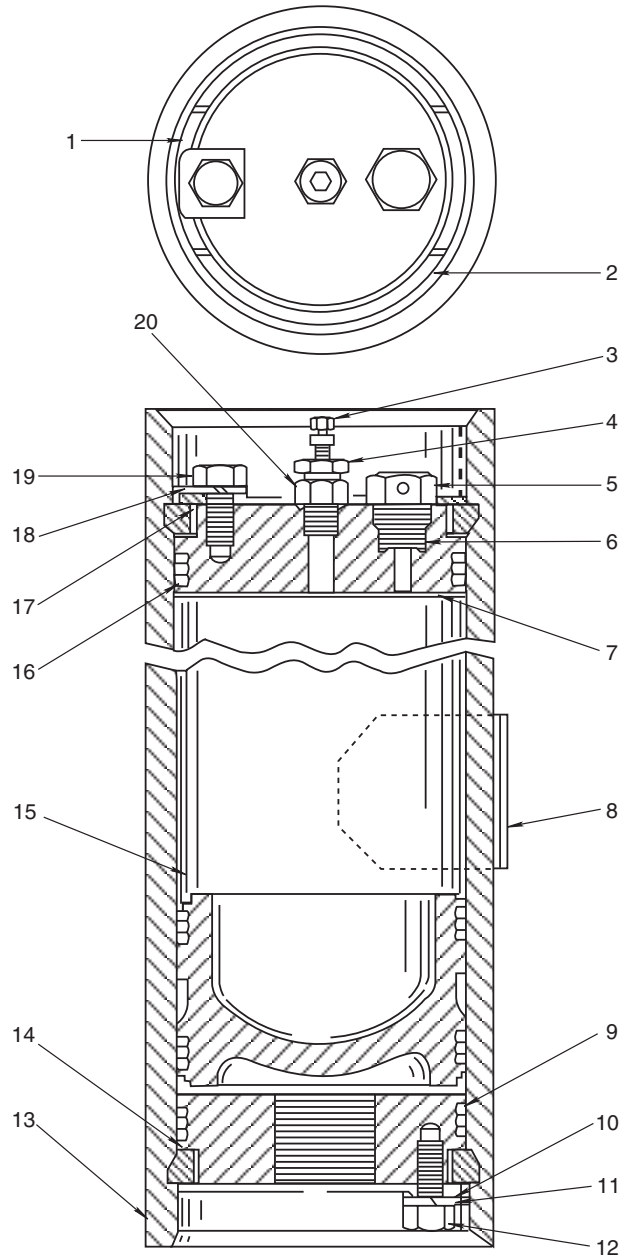


Figure 14. Accumulator (Sheet 1 of 2)

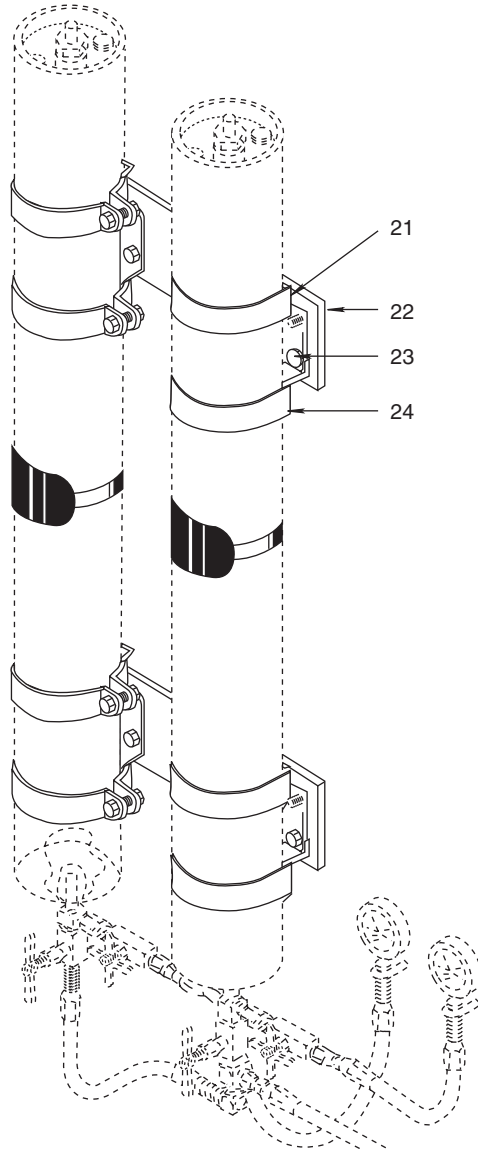


Figure 14. Accumulator (Sheet 2 of 2)

(1)	(2)	(3)	(4)	(5)	(6)	(7)
ITEM NO.	SMR CODE	NSN	CAGEC	PART NUMBER	DESCRIPTION AND USABLE ON CODE (UOC)	QTY
					GROUP 020503	
					FIG.14 ACCUMULATOR	
	PAOHH	3950-01-163-2777	01843	ACB-30C-7110C	..ACCUMULATOR, HYDRAUL	1
1	PAHZZ	2990-00-078-2617	07988	RG202624-2	..RETAINER, RING SEGME RETAINER	8
2	PAHZZ	2990-00-078-2618	07988	RG202624-1	..SEGMENT, RING RETAINER	8
3	PAHZZ	4820-00-960-3847	ORK88	CP100053	..CAP,VALVE VALVE ASSY	2
4	PAHZZ	4820-00-535-6483	74703	MS28889-2	..VALVE, PNEUMATIC	2
5	PAHZZ	5342-00-740-1274	73181	FU202572-3	..PLUG ASSEMBLY	2
6	KFHZZ		01843	GA100117	..GASKET	2
7	PAHZZ	1650-01-162-6427	01843	CP202630	..CAP, END, AIR AIR	2
8	XBHZZ		01843	NP202634	..PLATE IDENTIFICATION ACCUMULATOR	2
9	KFHZZ		01843	203524	..PACKING, PREFORMED	8
10	PAHZZ	2990-00-078-8854	07988	PL202625	..PLATE, RETAINING, ACC END CAPS	2
11	PAHZZ	5310-00-136-1515	99066	WA6-16	..WASHER, LOCK PLATE MTG	2
12	PAHZZ	5305-00-135-5126	99066	SC2023	..SCREW, HEX HEAD PLATE MTG ...	2
13	XAHZZ		01843	HG202620-6	..HOUSING, ACCUMULATOR	1
14	PAHZZ	2990-00-078-8866	07988	CP202623-1	..CAP,OIL CYLINDER OIL ACCUMULATOR HOUSING	2
15	PAHZZ	2990-00-974-7254	07988	PT202627	..PISTON, ACCUMULATOR	2
16	KFHZZ	5330-00-829-0367	01843	RG100155	..PACKING, PREFORMED	8
17	PAHZZ	2990-00-078-8854	01843	PL202625	..PLATE, RETAINING, ACC END CAPS	2
18	PAHZZ	5310-00-136-1515	99066	WA6-16	..WASHER,LOCK PLATE MTG	2
19	PAHZZ	5305-00-135-5126	99066	SC2023	..SCREW,HEX HEAD PLATE MTG	2
20	PAHZZ	5330-00-883-9463	07988	GA100475	..PACKING,PREFORMED VALVE ASSY	2
21	PAHZZ	5342-01-073-9907	01843	BK200740	..BRACKET, ACCUMULATOR MTG	2
22	XDHZZ		01843	BK200741	..SUPPORT HEAD BRACKET MTG	1
23	PAHZZ	5306-00-226-4833	80204	B1821BH031C200N	..BOLT MACHINE	4
24	XDHZZ		01843	BK200742	..CLAMP	2
					END OF FIGURE	

UNIT, DIRECT SUPPORT, AND GENERAL SUPPORT MAINTENANCE
FOR LANDING CRAFT MECHANIZED (LCM-8) (ALL VESSELS WITH MOD 2 APPLICATION)

RESERVOIR AND FILTERS

REPAIR PARTS LIST

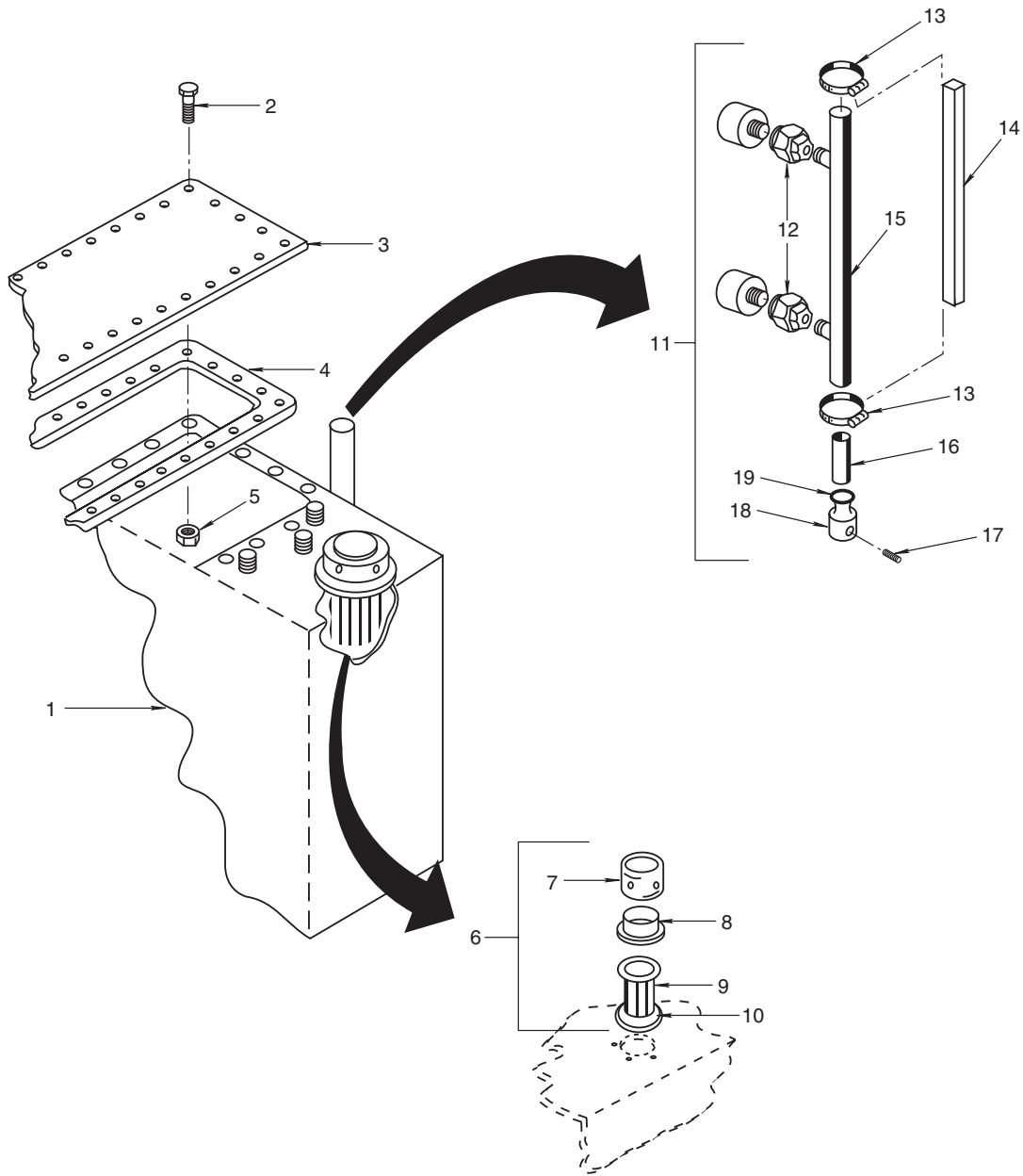


Figure 15. Reservoir and Filters (Sheet 1 of 3)

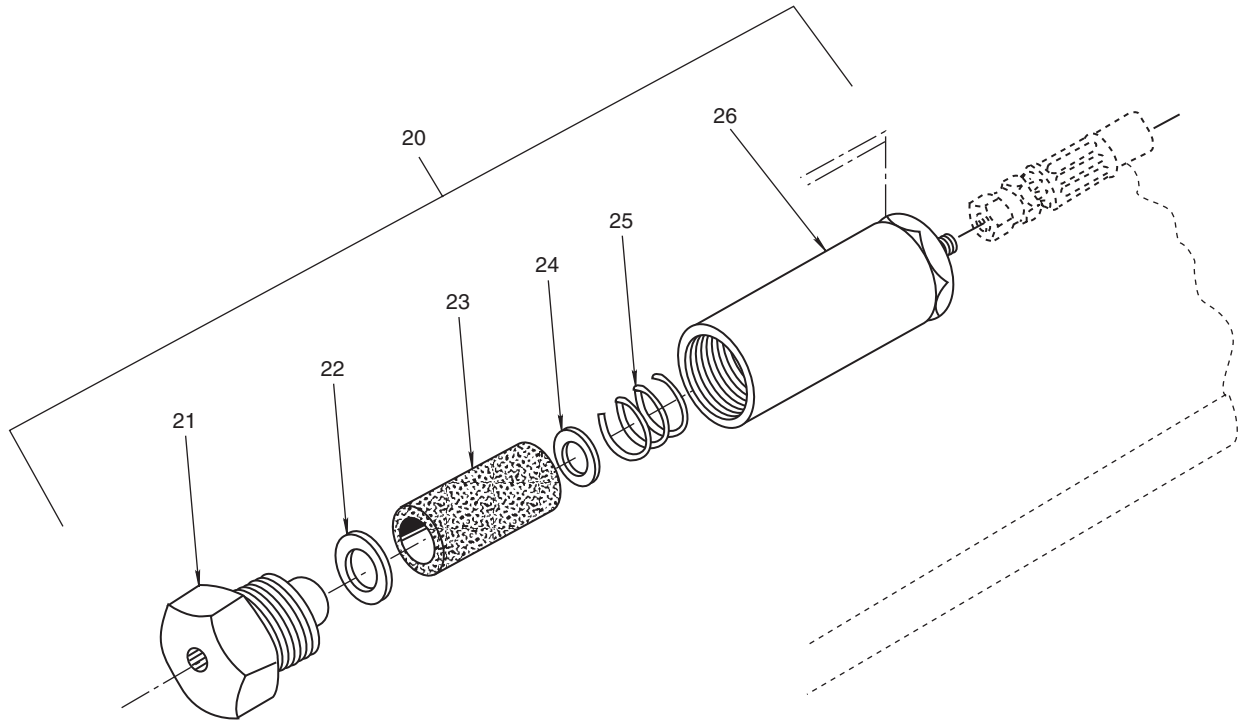


Figure 15. Reservoir and Filters (Sheet 2 of 3)

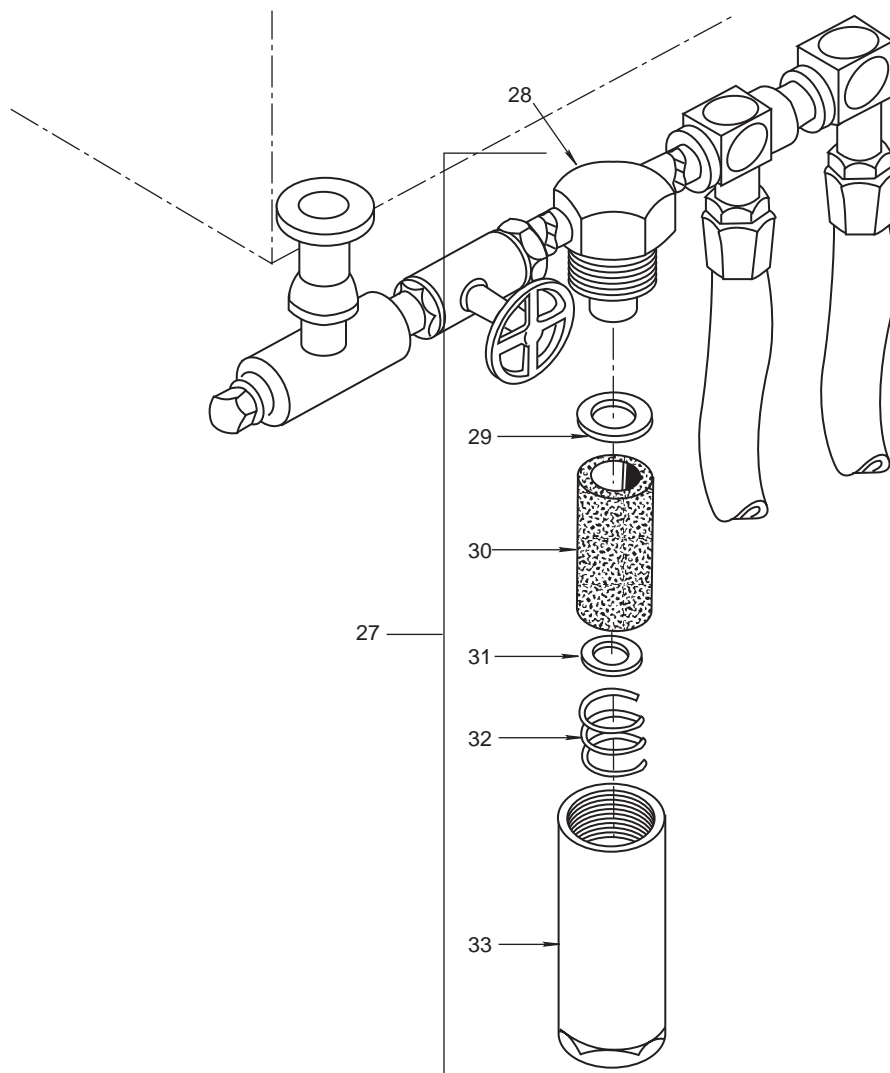


Figure 15. Reservoir and Filters (Sheet 3 of 3)

(1)	(2)	(3)	(4)	(5)	(6)	(7)
ITEM NO.	SMR CODE	NSN	CAGEC	PART NUMBER	DESCRIPTION AND USABLE ON CODE (UOC)	QTY
					GROUP 020504	
					FIG. 15 RESERVOIR AND FILTERS	
1	XDFFF		80064	145-4510943	..TANK, OIL, HYDRAULIC RESERVIOR	1
2	PAFZZ	5305-00-702-4523	80205	MS35307-306	..SCREW, CAP, HEXAGON H INSPECTION PLATE MTG	38
3	XDFZZ		80064	145-4510943-2	..PLATE INSPECTION	1
4	XDFZZ		80064	145-4510943-10	..GASKET, PLATE MTG (MAKE FROM GASKET P/N 8568K13)	1
5	PAFZZ	5325-00-193-1321	19738	9504-08	..INSERT, SCREW THREAD PLATE MTG	38
6	PBFZZ	2520-00-225-7212	12190	A100	..BREATHER HYDRAULIC RESERVOIR	2
7	PAFZZ	2590-00-477-6115	12190	A100-1	...CAP, FILLER OPENING	2
8	PAFZZ	3930-00-140-3875	12190	A100-2	...ADAPTER, RESERVOIR	2
9	PAFZZ	4730-00-477-6116	12190	A100-3	...STRAINER ELEMENT,SE	2
10	PAFZZ	5330-00-477-6117	12190	A100-4	...GASKET FILLER	2
11	PAFZZ	6680-01-300-4814	04034	87744	..INDICATOR, SIGHT,LIQ MINI TYPE VLI-86210	1
12	XAFZZ		81349	ASTM B16.11	..PIPE,UNION,THREADED 1/2 IPS	2
13	PAFZZ	4730-01-354-2717	04034	86139	...CLAMP, HOSE, SPECIAL	2
14	PAFZZ	6680-01-480-1286	04034	86198	...INDICATOR, SUBASSEMB	1
15	XAFZZ		04034	85952	...ASSEMBLY, HOUSING	1
16	PAFZZ	6680-01-349-6669	04034	85206	...FLOAT, SIGHT INDICAT	1
17	PAFZZ	5305-01-025-4366	04034	25229	...SETSCREW	1
18	XAFZZ		04034	55315	...CAP, END	1
19	XAFZZ		04034	28028	...RING,"0"	1
20	PAFZZ	2815-00-906-1591	ORK88	FRH300116	..FILTER, FLUID PRESSURE STARTING	2
21	PAFZZ	2990-01-209-3536	01843	CP200576	...FILTER CAP OUTLET	2
22	PAFZZ	5330-00-897-2641	07988	GA100201	...PACKING, PREFORMED OUTLET CAP	2
23	PAFZZ	2940-00-810-5686	90005	6R020-060	...FILTER ELEMENT, FLUI	2
24	PAFZZ	2940-00-084-6911	01843	GU200574	...SEAT, SPRING	2
25	PAFZZ	5360-00-897-2682	01843	SP202109	...SPRING, HELICAL, COMP COMPRESSION	2

(1)	(2)	(3)	(4)	(5)	(6)	(7)
ITEM NO.	SMR CODE	NSN	CAGEC	PART NUMBER	DESCRIPTION AND USABLE ON CODE (UOC)	QTY
26	PAFZZ	2990-01-209-3535	01843	HG200570	...FILTER HOUSING ASSY HYDRAULIC,OIL	2
27	PAFZZ	2990-00-005-7652	ORK88	FRK300382-3A	..FILTER, FLUID, PRESSU	1
28	XAFZZ		01843	CP202799	...CAP, END FILTER	1
29	PAFZZ	5330-00-897-2641	07988	GA100201	...PACKING, PREFORMED	1
30	PAFZZ	2940-00-810-5686	90005	6R020-060	...FILTER ELEMENT, FLUI 40 MICRONS	1
31	PAFZZ	2940-00-084-6911	01843	GU200574	...SEAT, SPRING	2
32	PAFZZ	5360-00-897-2682	01843	SP202109	...SPRING, HELICAL, COMP COMPRESSION	2
33	XAFZZ		01843	HG202803-3A	...BODY, FILTER	1
END OF FIGURE						

UNIT, DIRECT SUPPORT, AND GENERAL SUPPORT MAINTENANCE
FOR LANDING CRAFT MECHANIZED (LCM-8) (ALL VESSELS WITH MOD 2 APPLICATION)

CONTROL VALVE

REPAIR PARTS LIST

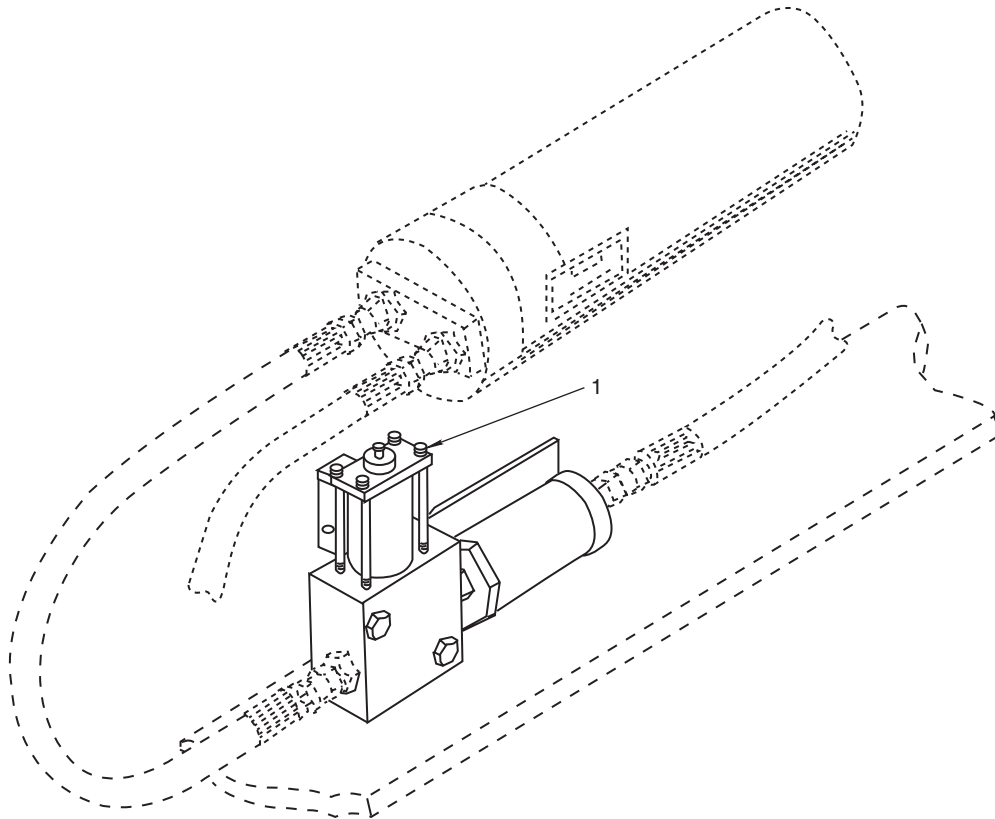


Figure 16. Control Valve

(1) ITEM NO.	(2) SMR CODE	(3) NSN	(4) CAGEC	(5) PART NUMBER	(6) DESCRIPTION AND USABLE ON CODE (UOC)	(7) QTY
					GROUP 020505	
					FIG. 16 CONTROL VALVE	
1	PAOZZ	4810-01-300-5229	09990	314LE-6-24	.VALVE, SOLENOID	2
					END OF FIGURE	

**UNIT, DIRECT SUPPORT, AND GENERAL SUPPORT MAINTENANCE
FOR LANDING CRAFT MECHANIZED (LCM-8) (ALL VESSELS WITH MOD 2 APPLICATION)**

STARTING MOTOR

REPAIR PARTS LIST

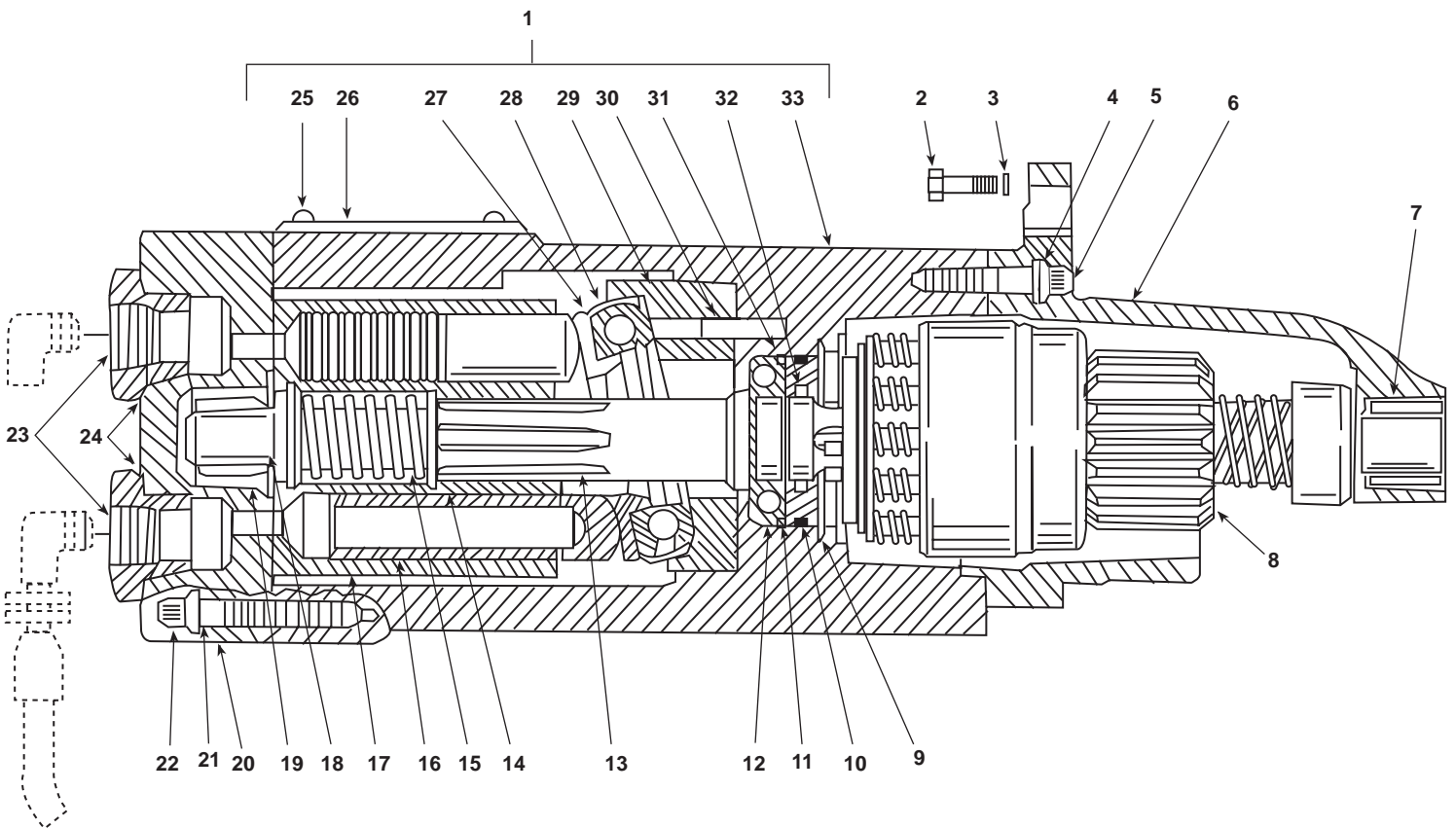


Figure 17. Starting Motor

(1) ITEM NO.	(2) SMR CODE	(3) NSN	(4) CAGEC	(5) PART NUMBER	(6) DESCRIPTION AND USABLE ON CODE (UOC)	(7) QTY
					GROUP 020506	
					FIG.17 STARTING MOTOR	
	PAOOO	2990-00-844-2379	73181	CMD2A111	..STARTER,ENGINE,HYDR LB ENGINE	1
1	PAOOO	4320-00-115-0133	ORK88	HM202656-1	..MOTOR,HYDRAULIC (W/O STARTER, P/N CMD2A111, ONLY) CONSISTS	1
2	XDOZZ		72582	271557	..SCREW,CAP,HEXAGON H STARTER MTG.	3
3	PAOZZ	5310-00-820-6653	96906	MS35338-50	..WASHER,LOCK STARTER MTG	3
4	PAOZZ	5310-00-407-9566	96906	MS35338-45	..WASHER,LOCK BENDIX,DRIVE HOUSING	12
5	PAOZZ	5306-00-815-2955	07988	SC100196	..BOLT,MACHINE PINION GEAR HOUSING	8
6	XBOZZ		01843	HG202721	..HOUSING,PINION GEAR	2
7	PAOZZ	3110-00-293-8320	96906	MS17131-25	..BEARING,ROLLER,NEED PINION HOUSING	2
8	PAOZZ	2920-00-587-1508	72850	A2793	..DRIVE,ENGINE,ELECTR ASSEMBLY(W/O STARTER,P/N CMD2A111, ONLY)	1
9	PAOZZ	5365-00-235-2528	07988	RG1104	..RING RETAINING SEAL HOLDER	2
10	PAOZZ	5330-00-897-2626	07988	GA100064	..PACKING,PREFORMED OUTER	2
11	PAOZZ	5325-00-897-2662	07988	RG100036	..RING,RETAINING BEARING	2
12	PAOZZ	3110-00-554-5611	07988	BB100060	..BEARING,BALL,ANNULA SHAFT	2
13	PAOZZ	3040-00-241-4429	07988	SH202724	..SHAFT,DRIVE,HYDRAUL MOTOR DRIVE	2
14	PAOZZ	5310-00-235-2585	06481	WA1949	..WASHER,SPRING SEAT BARREL	4
15	PAOZZ	5360-00-646-6439	07988	SP202663	..SPRING,HELICAL,COMP BARREL	2
16	PAOZZ	2990-00-646-6796	73181	PT202661	..PISTON,STARTING ENG MOTOR	14
17	PAOZZ	2990-00-832-0167	07988	BC202662	..BARREL,SHAFT SPRING	2
18	PAOZZ	5365-00-235-2536	07988	RG1103	..RING RETAINING SPRI BARREL	2
19	PAOZZ	3110-00-227-3237	96906	MS51961-3	...BEARING,ROLLER,NEED SHAFT PLATE END	2
20	XDOZZ		01843	PL202664	...PORT PLATE	2
21	PAOZZ	5310-00-407-9566	96906	MS35338-45	...WASHER,LOCK PORT PLATE MTG	16

(1)	(2)	(3)	(4)	(5)	(6)	(7)
ITEM NO.	SMR CODE	NSN	CAGEC	PART NUMBER	DESCRIPTION AND USABLE ON CODE (UOC)	QTY
22	PAOZZ	5305-00-004-1589	07988	SC100251	...SCREW HEAD PORT PLATE MTG	16
23	PAOZZ	4730-00-244-9864	01843	F1200674	...REDUCER,BOSS PORT INLET, OUTLET	2
24	PAOZZ	5331-00-052-1853	07988	GA1129-2	...O-RING ADAPTER	2
25	PAOZZ	5305-01-328-4231	01843	SC150-3CA	..SCREW,MACHINE PLATE MTG	2
26	PAOZZ	9905-01-213-0488	01843	NP200549	..PLATE,IDENTIFICATION IDENTIFICATION STARTER	2
27	PAOZZ	3110-00-236-3695	07988	BB202850	..BEARING,BALL,THRUST	2
28	PAOZZ	3110-00-601-0816	00658	A3616	..BEARING,BALL,THRUST ANNULAR SPECIAL BALL THRUST	2
29	XDOZZ		01843	HG202675	..HOUSING,THRUST BEARING	2
30	PAOZZ	5315-01-261-1587	01843	PN1252	..PIN,STRAIGHT,HEADLE HEADLESS BEARING HOUSING	2
31	PAOZZ	2990-00-897-2649	07988	HP203094	..HOLDER,HYDRAULIC SE PACKING	2
32	PAOZZ	5330-00-897-2625	07988	GA100061	..PACKING,PREFORMED INNER	2
33	XAOZZ		01843	HG202718	..HOUSING,MOTOR	2
END OF FIGURE						

UNIT, DIRECT SUPPORT, AND GENERAL SUPPORT MAINTENANCE
FOR LANDING CRAFT MECHANIZED (LCM-8) (ALL VESSELS WITH MOD 2 APPLICATION)

HAND PUMP

REPAIR PARTS LIST

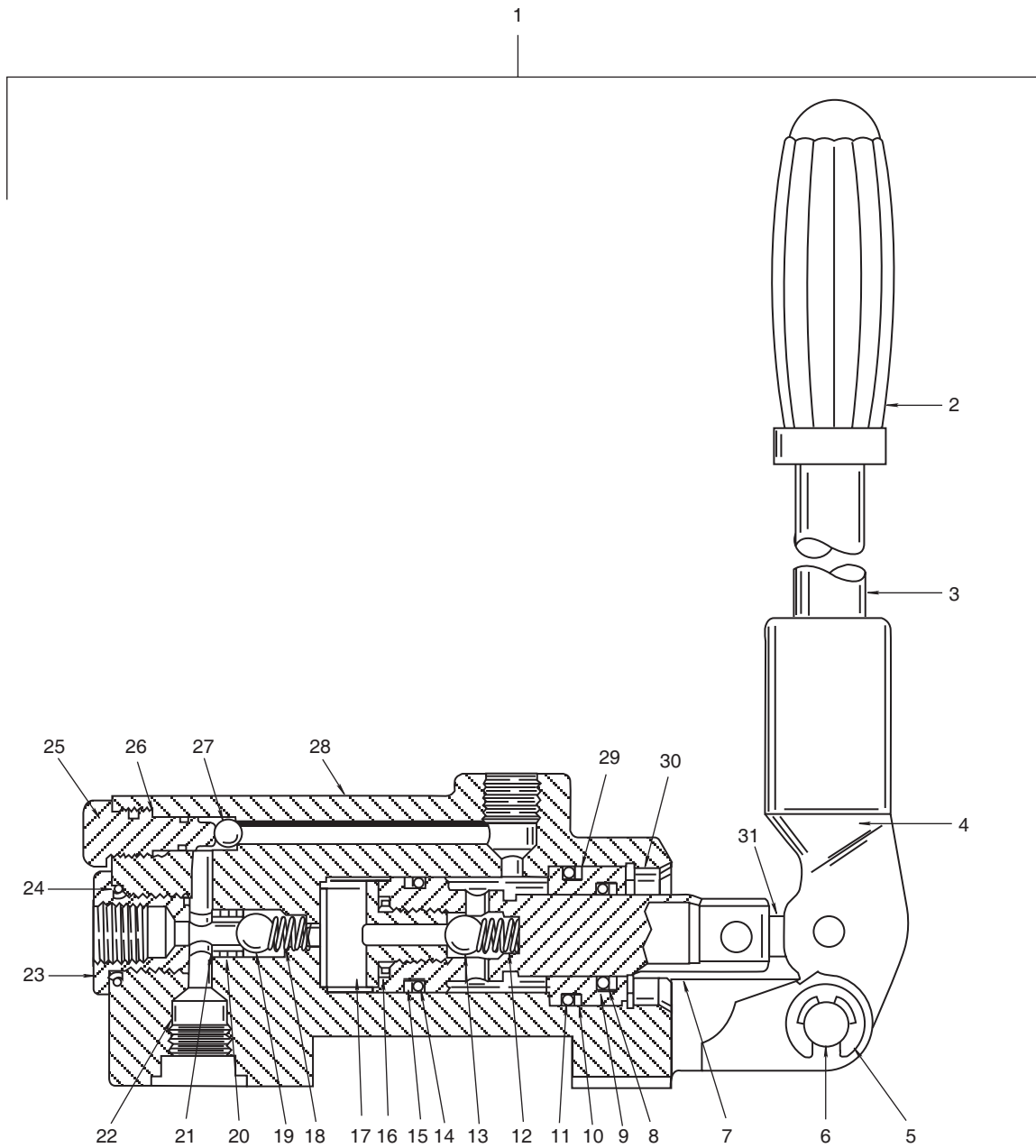


Figure 18. Hand Pump

(1)	(2)	(3)	(4)	(5)	(6)	(7)
ITEM NO.	SMR CODE	NSN	CAGEC	PART NUMBER	DESCRIPTION AND USABLE ON CODE (UOC)	QTY
					GROUP 020507	
					FIG.18 HAND PUMP	
1	PAOHH	4320-00-684-7192	07988	HPA300118	.PUMP, RECIPROCATING HYDRAULIC STARTING	1
2	PAHZZ	5340-00-061-8864	07988	CP100212	..GRIP, HANDLE HYDRAULIC PUMP	1
3	PAHZZ	4320-00-825-0746	07988	HA200610	..LEVER, MANUAL CONTRO	1
4	PAHZZ	3040-00-972-2027	07988	LE202029	..LEVER, PUMP	1
5	PAHZZ	5325-00-264-7693	96906	MS16633-3050	..RING, RETAINING CLEVIS PIN	2
6	PAHZZ	5315-00-825-3496	07988	PN202028	..PIN, LEVER CLEVIS	1
7	PAHZZ	5340-00-897-2655	07988	PC200602	..PLUNGER, DETENT HYDRAULIC	1
8	KFHZZ	5330-00-897-2667	01843	RG100208	...PACKING, PREFORMED GLAND	1
9	KFHZZ	5330-00-836-3826	01843	GA100097	...PACKING PLUNGER GLAND	1
10	KFHZZ	5330-00-897-2666	01843	RG100207	...PACKING, PREFORMED PLUNGER	1
11	KFHZZ	5331-00-829-1651	01843	GA100111	...O-RING PLUNGER	1
12	PAHZZ	5360-00-897-2679	07988	SP200605	..SPRING, HELICAL,COMP VALVE	1
13	PAHZZ	3110-00-100-6164	07988	BB100211	..BALL, BEARING CHECK VALVE	1
14	KFHZZ	5331-00-440-4898	01843	GA100110	...O-RING PLUNGER	1
15	KFHZZ	5330-00-828-9791	01843	RG100209	...PACKING, PREFORMED PLUNGER	1
16	KFHZZ	5331-00-829-1653	01843	GA100108	...O-RING CHECK VALVE	1
17	PAHZZ	4820-00-897-2656	07988	PG200604	..SEAT,VALVE DISCHARGE	1
18	PAHZZ	5360-00-897-2679	07988	SP200605	..SPRING, HELICAL,COMP VALVE	1
19	PAHZZ	3110-00-100-6164	07988	BB100211	..BALL, BEARING VALVE CHECK	1
20	KFHZZ	5331-00-829-2858	01843	GA100215	...O-RING INLET FITTING	1
21	KFHZZ	5330-00-828-9790	01843	RG100214	...PACKING, PREFORMED INLET FITTING.	1
22	XDHZZ		01843	PG764	..PLUG, MACHINE OIL PASSAGE	1
23	PAHZA	4730-00-403-9621	07988	F1200600	..FITTING, OIL	1
24	KFHZZ	5331-00-829-2861	01843	GA100213	...O-RING OIL, INLET PLUG	1
25	PAHZZ	5305-00-827-7611	01843	SC200968	..SCREW, BLEEDER	1
26	KFHZZ		01843	GA100113	...O-RING BLEED SCREW	1
27	PAHZZ	3110-00-100-6153	96906	MS19059-2416	..BALL, BEARING VALVE	1
28	PAHZZ	4320-00-820-6649	01843	HG200598	..HOUSING, LIQUID PUMP	1

(1)	(2)	(3)	(4)	(5)	(6)	(7)
ITEM NO.	SMR CODE	NSN	CAGEC	PART NUMBER	DESCRIPTION AND USABLE ON CODE (UOC)	QTY
29	PAHZZ	3120-00-815-9644	07988	BG200603	..BUSHING, SLEEVE AND PUMP	1
30	PAHZZ	5325-00-897-2661	07988	RG100102	..RING, RETAINING PLUNGER GLAND	1
31	PAHZZ	3020-00-856-8868	07988	LK100464	..LINK, ROLLER CHAIN	1
END OF FIGURE						

UNIT, DIRECT SUPPORT, AND GENERAL SUPPORT MAINTENANCE
FOR LANDING CRAFT MECHANIZED (LCM-8) (ALL VESSELS WITH MOD 2 APPLICATION)

PIPING, HOSES, AND VALVES

REPAIR PARTS LIST

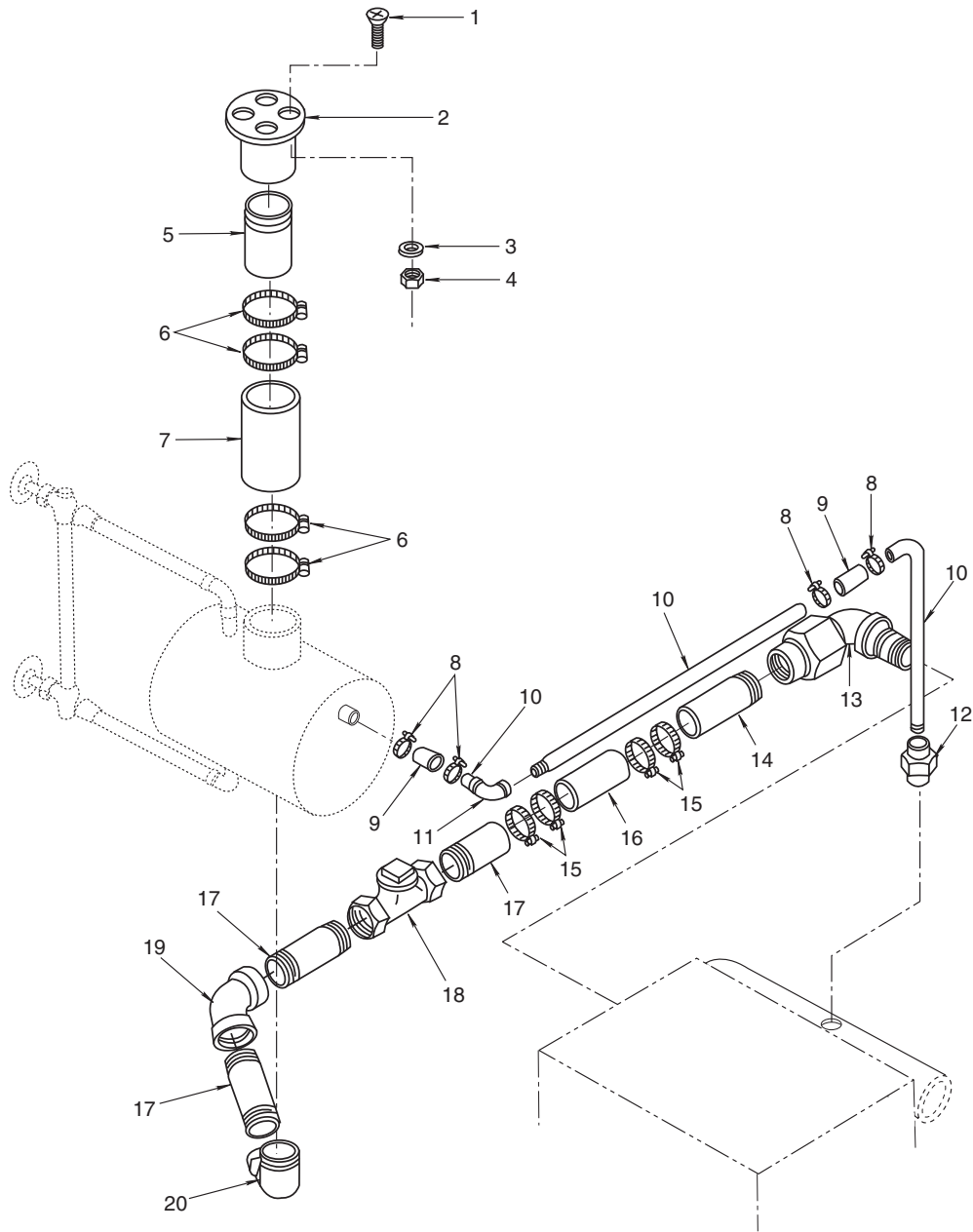


Figure 19. Piping, Hoses and Valves

(1)	(2)	(3)	(4)	(5)	(6)	(7)
ITEM NO.	SMR CODE	NSN	CAGEC	PART NUMBER	DESCRIPTION AND USABLE ON CODE (UOC)	QTY
					GROUP 020601	
					FIG.19 PIPING, HOSES, AND VALVES	
1	PAFZZ	5305-00-206-3694	96906	MS35198-75	.SCREW,MACHINE PLATE MTG	4
2	PAFZZ	2040-00-409-0066	46576	528-DP8CHR	.PLATE,PIPE,DECK (MARKED FOR WATER)(W/KEY)	1
3	PAFZZ	5310-00-184-8970	80205	MS35338-101	.WASHER,LOCK PLATE MTG	4
4	PAFZZ	5310-00-842-1699	96906	MS35691-4	.NUT,PLAIN,HEXAGON PLATE MTG	4
5	XDFZZ		80064	209-4510945-38	.PIPE,BRASS EXPANSION TANK FILL,7-1/2"LG,M/F 4710-00-278-8772)	1
6	PAOZZ	4730-00-908-6293	06481	T-218758	.CLAMP,HOSE	4
7	PPFZZ	4720-01-088-5462	F4515	2EE38234	.HOSE,NONMETALIC (MAKE FROM HOSE P/N ZZH428 TYPE1GRADEBCL2)	V
8	PAFZZ	4730-00-908-3194	81646	MS35842-11	.CLAMP, HOSE 11/16-1-1/4"	4
9	PAFZZ	4720-00-322-8803	24161	75W2-318ID3/2	.HOSE,NONMETALLIC 1/2 IN ID X 6 IN 2	2
10	XDFZZ		83299	0612596-00	.PIPE, COPPER SCHED THREADLESS 1/4"IPS X .065 WALL THICKNESS	V
11	PAFZZ	4730-00-542-5164	81349	M1183/5-01A	.ELBOW, PIPE	1
12	XDFZZ		72423	5528-040	.UNION,FEMALE 1/4 IN, FF X MALE THD	1
13	XDFZZ		96906	M1183/11-35A3	.ELBOW, UNION 90 DEG 1 IN IPS W/SB RING	1
14	XDFZZ		83299	0612596-00	.PIPE, COPPER SCHED THREADLESS 1 IN X .065 WALL	V
15	PAFZZ	4730-00-908-3193	96906	MS35842-12	.CLAMP,HOSE	4
16	PAFZZ	4720-01-088-5462	F4515	2EE38234	.HOSE,NONMETALIC 1 5/16 ID X 6 IN L	V
17	PAFZZ	4710-00-277-6069	81346	ASTM B42,1"	.PIPE,METALLIC SEAMLESS 1 IN IPS UNS C12000-061	V
18	PAFZZ	4820-01-385-1284	12168	T-413-B	.VALVE, SWING CHECK 1 IN IPS THD	1
19	XDFZZ		03670	19838	.ELBOW,90 DEG. 1 IN IPS	1
20	XDFZZ		03670	19838	.ELBOW,90 DEG	1
					END OF FIGURE	

**UNIT, DIRECT SUPPORT, AND GENERAL SUPPORT MAINTENANCE
FOR LANDING CRAFT MECHANIZED (LCM-8) (ALL VESSELS WITH MOD 2 APPLICATION)**

EXPANSION TANK

REPAIR PARTS LIST

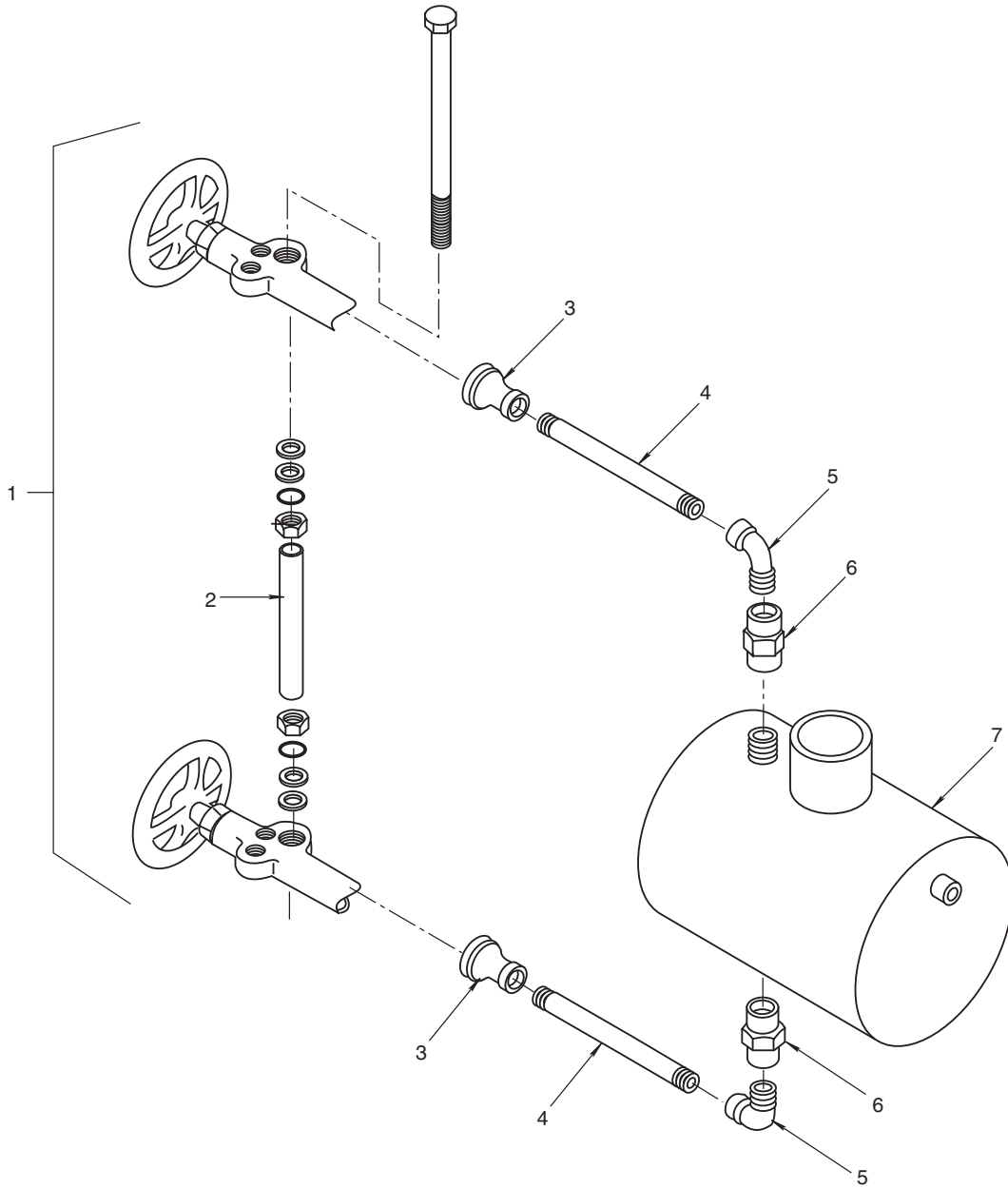


Figure 20. Expansion Tank

(1)	(2)	(3)	(4)	(5)	(6)	(7)
ITEM NO.	SMR CODE	NSN	CAGEC	PART NUMBER	DESCRIPTION AND USABLE ON CODE (UOC)	QTY
					GROUP 020602	
					FIG. 20 EXPANSION TANK	
1	PAFZZ	6680-00-058-1530	14959	627	.INDICATOR, SIGHT, LIQ INCL GLASS, WATER; AND ANGLE VALVES 14"CENT.	2
2	XDFZZ		14959	5-8X13	..TUBING, GLASS 5/8 IN.OD X 13 IN.LG	2
3	XDFZZ		63686	3425	.COUPLING, CLAMP, PIPE	4
4	PAFZZ	4730-00-196-1504	19207	192075	.NIPPLE, PIPE WATER GAGE	4
5	XDFZZ		39428	4464K37	.ELBOW, PIPE WATER GAGE	4
6	XDFZZ		80204	ANSI B16.11	.COUPLING 1/4 IN	4
7	PAFZZ	2930-00-477-6735	80064	209-4510945-10	.TANK, EXPANSION	2
END OF FIGURE						

UNIT, DIRECT SUPPORT, AND GENERAL SUPPORT MAINTENANCE
FOR LANDING CRAFT MECHANIZED (LCM-8) (ALL VESSELS WITH MOD 2 APPLICATION)

KEEL COOLERS

REPAIR PARTS LIST

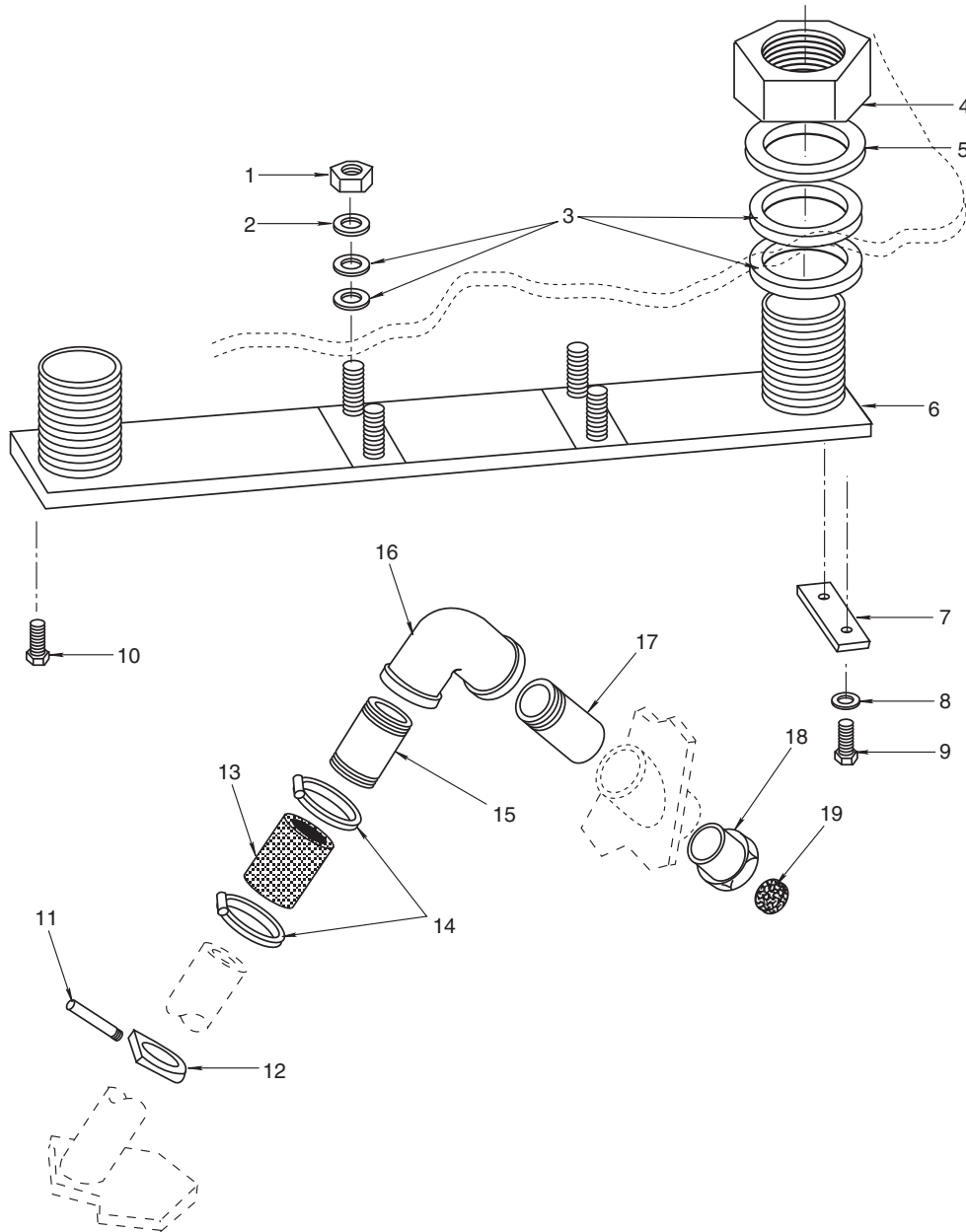


Figure 21. Keel Cooler (Propulsion Engine) (Sheet 1 of 2)

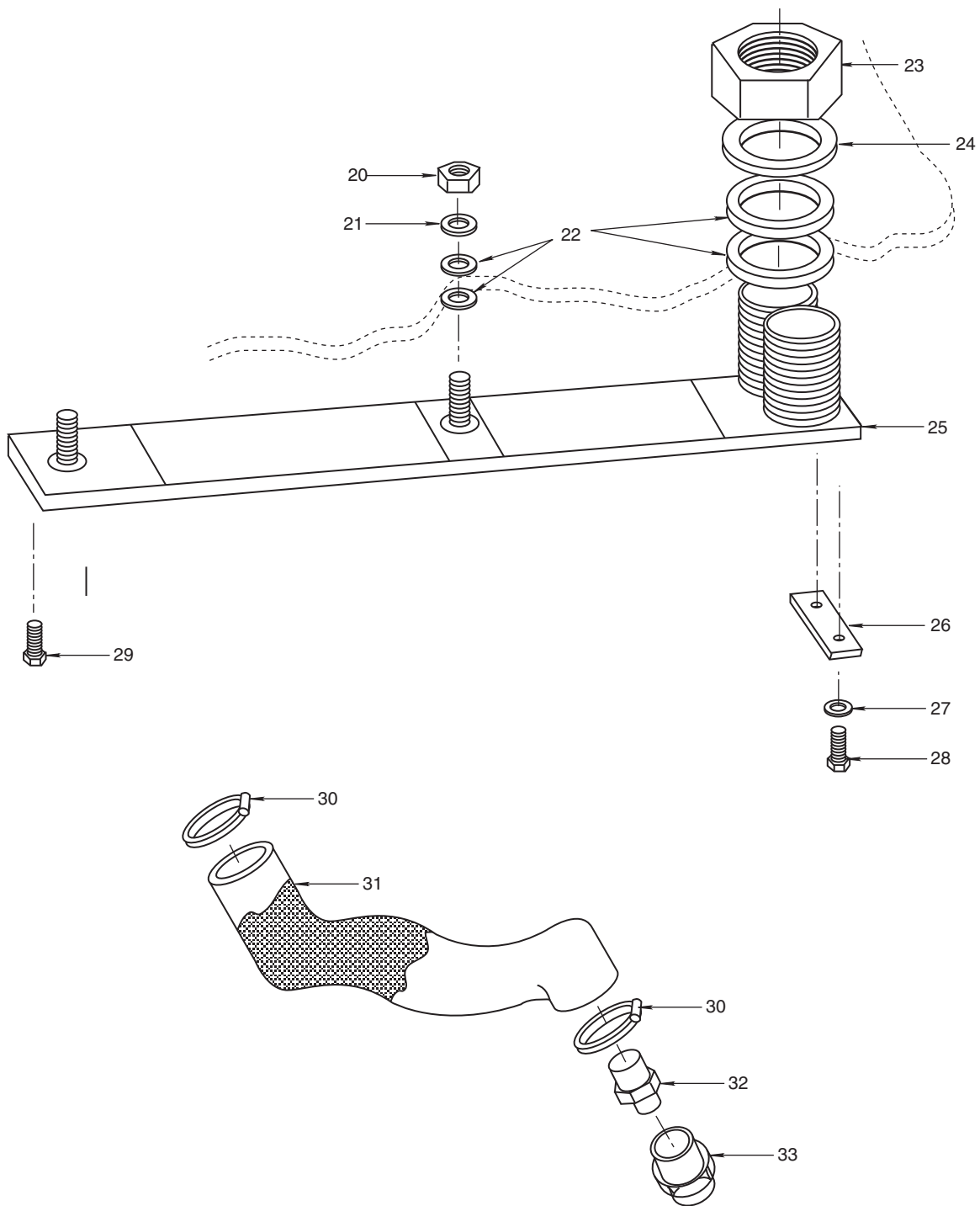


Figure 21. Keel Cooler (Generator) (Sheet 2 of 2)

(1) ITEM NO.	(2) SMR CODE	(3) NSN	(4) CAGEC	(5) PART NUMBER	(6) DESCRIPTION AND USABLE ON CODE (UOC)	(7) QTY
					GROUP 020603	
					FIG 21 KEEL COOLERS	
1	XDDZZ		98396	2812	.NUT,SUPPORT BOLT	4
2	XDDZZ		98396	1854	.WASHER,SUPPORT BOLT	4
3	XDDZZ		98396	2825	.GASKET SET	12
4	PADZZ	4730-01-048-9897	98396	1828	.LOCKNUT,PIPE	2
5	XDDZZ		98396	1831	.NOZZLE WASHER	2
6	PBDZZ	4420-00-600-5437	51563	209-4510945E1	.CORE ASSEMBLY,FLUID	1
7	XDDZZ		98396	2624S	.ZINC SET	1
8	XDDZZ		98396	1854	.WASHER,SUPPORT BOLT	2
9	XDDZZ		98396	2812	.NUT,SUPPORT BOLT	2
10	PADZZ	4730-01-491-8810	98396	1214A	.PLUG,PIPE	2
11	XDDZZ		80064	145-4510915F7	.PIPE,HANGER 1/4 IN. PIPE, 5 IN. LG	1
12	PADZZ	5342-01-310-0587	54578	FIG138	.CLAMP,UNIQUE KEEL COOLER VENT HOSE	1
13	MHDZZ		80064	145-4510915F2	.HOSE,NONMETALLIC KEEL COOLER VENT (MAKE FROM 4720-00-235-41	2
14	PADZZ	4730-00-908-6292	81646	MS35842-14	.CLAMP,HOSE KEEL COOLER VENT	2
15	MHDZZ		80064	145-4510915F12	.PIPE KEEL COOLER VENT, 19-1/2IN.LG(M/F 4710-00-277-5466)	1
16	XDDZZ		14959	260E2IN150LB	.ELBOW,PIPE KEEL COOLER VENT	1
17	MHDZZ		80064	145-4510915F10	.PIPE,STEEL KEEL COOLER VENT,7-1/2IN.LG,(M/F 00-277-5466)	1
18	XDDZZ		26403	FIG2639	.REDUCER,PIPE KEEL COOLER VENT HOSE	1
19	MHDZZ		80064	145-4510915F9	.SCREEN,BRONZE KEEL COOLER VENT,(M/F P/N RRW360)	2
20	XDDZZ		98396	2812	..NUT,SUPPORT BOLT	4
21	XDDZZ		98396	1854	..WASHER,SUPPORT BOLT	4
22	XDDZZ		98396	1741	..GASKET SET	6
23	XDDZZ		98396	1728	..NOZZLE NUT	2
24	XDDZZ		98396	1729	..NOZZLE WASHER	2
25	PAHHH	4420-01-518-5273	98396	B654U	.KEEL COOLER, FLUID, INDUSTRIAL..	1

(1)	(2)	(3)	(4)	(5)	(6)	(7)
ITEM NO.	SMR CODE	NSN	CAGEC	PART NUMBER	DESCRIPTION AND USABLE ON CODE (UOC)	QTY
26	PADZZ	2040-01-471-0661	98396	1404S	..ZINC SET	1
27	XDDZZ		98396	1854	..WASHER,SUPPORT BOLT	4
28	XDDZZ		98396	2812	..NUT,SUPPORT BOLT	4
29	PADZZ	4730-01-491-8810	98396	1214A	..PLUG,PIPE	2
30	PAOZZ	4730-00-908-3193	58536	A-52506-F-24	..CLAMP,HOSE	4
31	XDDZZ		19099	LCM82-95-311-001 FIND44	..HOSE,1-1/4IN BORE	2
32	XDDZZ		19099	LCM82-95-311-001 FIND48	..ADAPTER,FTG X M 1-1/4	2
33	XDOZZ		19099	LCM82-95-311-001Q FIND47	..COUPLING,REDUCING	2
END OF FIGURE						

**UNIT, DIRECT SUPPORT, AND GENERAL SUPPORT MAINTENANCE
FOR LANDING CRAFT MECHANIZED (LCM-8) (ALL VESSELS WITH MOD 2 APPLICATION)**

PROPELLER, PROPELLER SHAFT, CUTLESS BEARING

REPAIR PARTS LIST

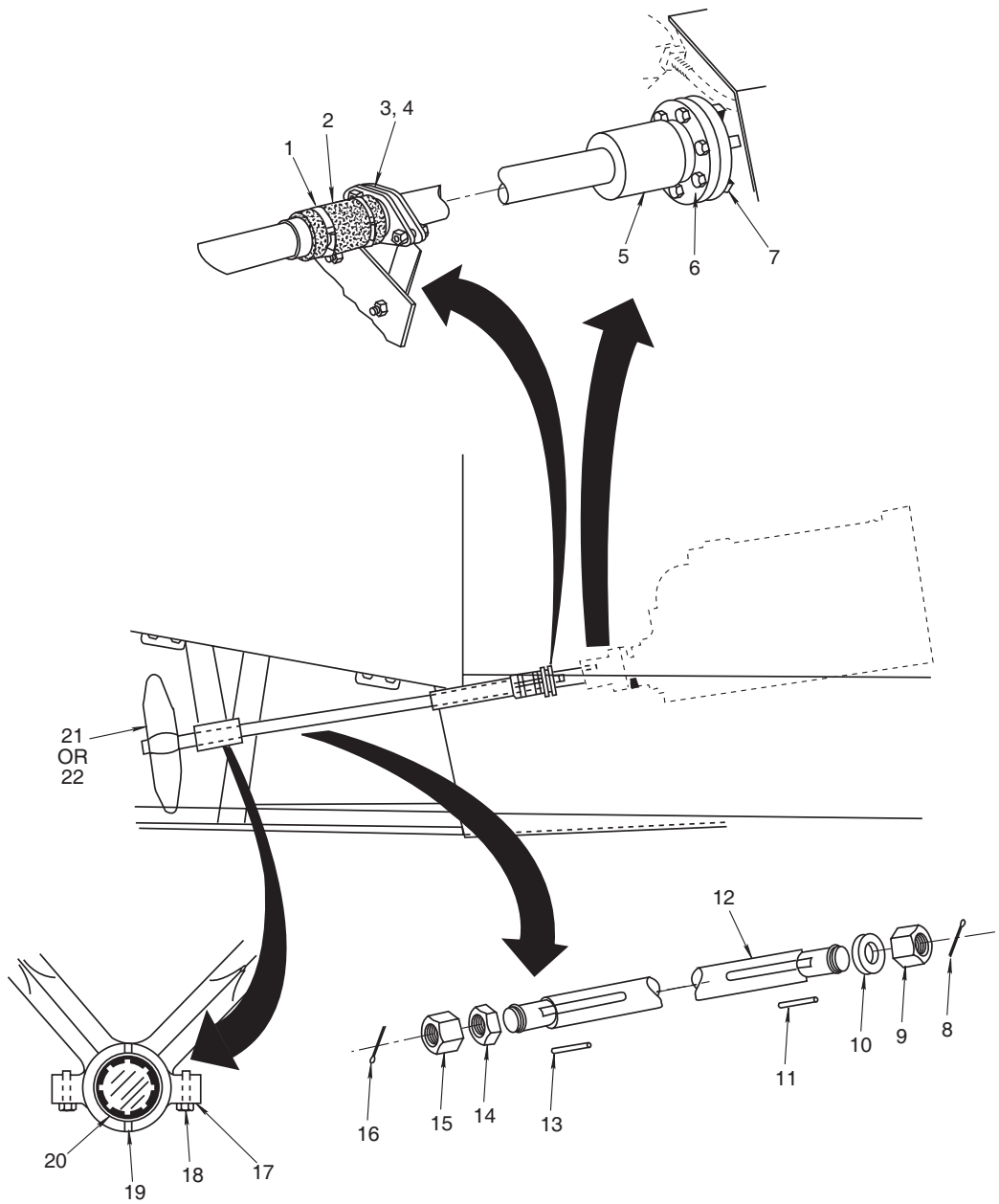


Figure 22. Propeller, Propeller Shaft, and Cutless Bearing

(1)	(2)	(3)	(4)	(5)	(6)	(7)
ITEM NO.	SMR CODE	NSN	CAGEC	PART NUMBER	DESCRIPTION AND USABLE ON CODE (UOC)	QTY
					GROUP 0207	
					FIG. 22 PROPELLER, PROPELLER SHAFT, CUTLESS BEARING	
	PFDZZ	2010-01-347-6850	19207	13226E9472 DETAIL 13-A	..SHAFT,PROPULSION,SH DETAILS LCM-8, MOD-1	2
1	PADZZ	4730-00-197-1595	79645	R1441	..CLAMP,HOSE STUFFING BOX	2
2	XDDZZ		98042	MMC42M7	..HOSE,NONMETALLIC PROPELLER SHAFT (MAKE FROM 4720-00-595-182	1
3	PADZZ	2040-00-705-9249	72201	FIG181	..STUFFING BOX	2
4	XDDZZ		75165	JMC175	...PACKING 7/16 IN.SQUARE (9 IN.LG) (MAKE FROM NSN 53)	2
5	PADZZ	2815-00-389-6060	72582	5173268	..FLANGE,DRIVE SHAFT PROPELLER	2
6	PADZZ	5306-00-437-4475	98042	MMC42-17	..BOLT,MACHINE SHAFT COUPLING	24
7	PADZZ	5310-00-982-6810	80205	MS21044N12	..NUT,SELF-LOCKING,HEXAGON	24
8	PADZZ	5315-01-379-0017	80205	MS24665-519	..PIN, COTTER 3/16 DIA X 2 3/4 L	2
9	XDDZZ		41494	3383-733	..NUT, PLAIN, SLOTTED 1 3/4-5 UNC-2B	2
10	PADZZ	5310-00-902-0323	80205	MS15795-832	..WASHER 1 3/4 NOM DIA	2
11	XDDZZ		9C303	14425	..KEY 5/8 IN SQ X 4 1/2 IN L	2
12	PADHH	2010-01-347-6850	19207	TYPE 630	..SHAFT,PROPULSION,SH 2-1/2 IN DIA X 10FT 1-1/16IN L	2
13	XDDZZ		9C303	14425	..KEY 5/8 IN SQ X 6 IN L	2
14	XDDZZ	5310-01-309-3745	96906	MS35691-115	..NUT, PLAIN, JAM 1 3/4-5 UNC-2B, 1 THK	2
15	XDDZZ		96906	MS35690-2810	..NUT, HEX PLAIN 1 3/4-5 UNC-2B 1 3/4 THK	2
16	XDDZZ	5315-00-236-8382	80205	MS24665-641	..PIN,COTTER 1/4 DIA X 2 1/4 L	2
17	XDDZZ		26571	7M21-221	..WASHER,LOCK STRUT BEARING	16
18	XDDZZ		26571	7M20-221	..SCREW,CAP,HEXAGON H STRUT BEARING	16
19	PADZZ	5305-00-576-5417	80063	A3210095-3	..SCREW,CAP,HEXAGON H 3/8 IN-16 UNC X 1 IN L	8
20	PADZZ	3120-00-288-5055	76528	CODE NATION	..BEARING,SLEEVE 2 1/2 IN ID X 3 3/8 IN OD X 10 IN LCUTLESS	2

(1)	(2)	(3)	(4)	(5)	(6)	(7)
ITEM NO.	SMR CODE	NSN	CAGEC	PART NUMBER	DESCRIPTION AND USABLE ON CODE (UOC)	QTY
21	PAHHH	2010-01-375-7343	0DUX4	J-4023 RH	..PROPELLER,MARINE RH	1
22	PAHHH	2010-01-074-0804	0DUX4	J-4023 LH	..PROPELLER,MARINE	1
END OF FIGURE						

UNIT, DIRECT SUPPORT, AND GENERAL SUPPORT MAINTENANCE
FOR LANDING CRAFT MECHANIZED (LCM-8) (ALL VESSELS WITH MOD 2 APPLICATION)

EXHAUST SYSTEM

REPAIR PARTS LIST

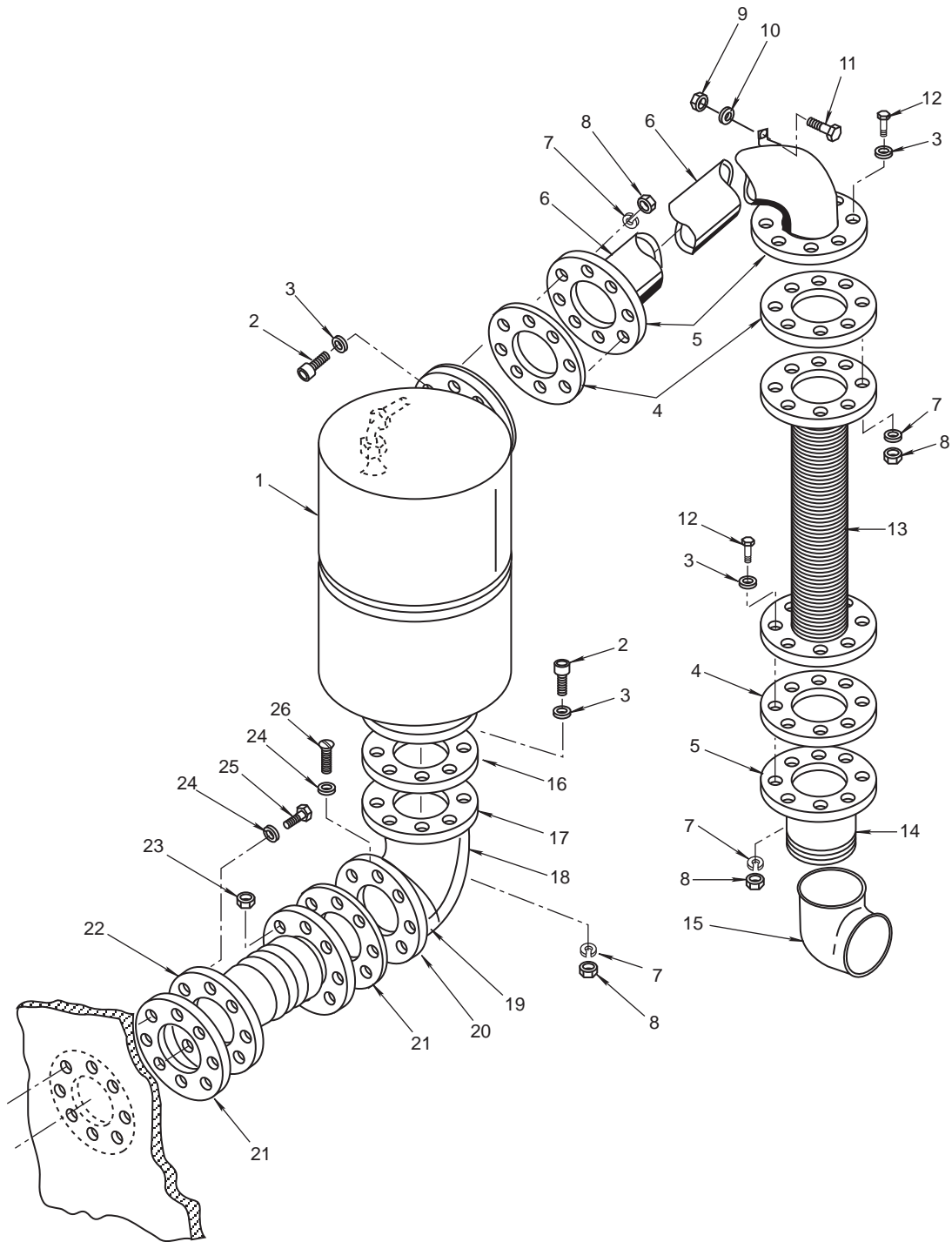


Figure 23. Exhaust System

(1)	(2)	(3)	(4)	(5)	(6)	(7)
ITEM NO.	SMR CODE	NSN	CAGEC	PART NUMBER	DESCRIPTION AND USABLE ON CODE (UOC)	QTY
					GROUP 0209	
					FIG.23 EXHAUST SYSTEM	
	XCHHH		97403	13226E9449	ENGINE EXHAUST PIPING	1
1	PBHZZ	2990-01-103-6649	97403	13226E0461	.MUFFLER,EXHAUST	2
2	PAHZZ	5305-00-727-6804	96906	MS35307-414	.SCREW,CAP,HEXAGON H 1/2"-13 UNC-2A X 1-3/4"L	64
3	PAHZZ	5310-00-656-0114	96906	MS15795-819	.WASHER,FLAT 1/2" ID	128
4	MHHZZ		97403	13226E9449M7	.GASKET,8" OD X 4 1/4" ID X 1/8" THK (MAKE FROM MILG14243)	12
5	MHHZZ		81346	UNS S31600	.PLATE 1/4" THK (MAKE FROM ASTM A240)	12
6	MHHZZ		81346	GR TP304H/316H S	.PIPE,4"IPS SCHED 5W 4" IPS, SCHED CHED5W 5W (MAKE FROM ASTM A312)	4
7	PAHZZ	5310-00-933-8778	96906	MS35338-143	.WASHER,LOCK HELICAL 1/2" NOM SIZE.	128
8	PAHZZ	5310-00-768-0321	96906	MS51971-5	.NUT,PLAIN,HEXAGON 1/2"-13 UNC-2B..	128
9	PAHZZ	5310-00-913-8881	96906	MS51971-3	.NUT,PLAIN,HEXAGON 3/8"-16 UNC-2B..	2
10	PAHZZ	5310-00-984-7042	96906	MS35338-141	.WASHER,LOCK HELICAL 3/8" NOM SIZE.	2
11	PAHZZ	5305-00-717-5467	96906	MS35307-362	.SCREW,CAP,HEXAGON H 3/8"-16 UNC-2A X 1-1/4"L	2
12	PAHZZ	5305-00-021-3806	96906	MS35307-413	.SCREW,CAP,HEXAGON H 1/2"-13 UNC-2A X 1-1/2"L	64
13	XDHZZ		22165	4 X 21ST-SS	.CONNECTION,FLEXIBLE 4" SIZE W/FLANGE,8" OD X 1/4" THK	4
14	MHHZZ		81346	GR TP304H/316HS	.PIPE,4"IPS SCHED40W (MAKE FROM CHED 40W ASTM A312)	4
15	XDHZZ		80204	GR F304L/F316L	.ELBOW, 90DEG THD 4" IPS, 2000 LB..	4
16	MHHZZ		97403	13226E9449M15	.GASKET,8.5"ODX4-3/4 IN ID X 1/8"THK W/8 HOLES, 5/8"DIA	4
17	MHHZZ		81346	GR TP304H/316HSC ASTM HED10S	.PIPE,METALLIC (MAKE FROM A312)	1
18	XDHZZ		34646	21010	.ELBOW WELDING 5" IPS, SCHED 10S, SR, 90DEG TYPE 304L	4

(1)	(2)	(3)	(4)	(5)	(6)	(7)
ITEM NO.	SMR CODE	NSN	CAGEC	PART NUMBER	DESCRIPTION AND USABLE ON CODE (UOC)	QTY
19	MHHZZ		81346	GR TP304H/316HSC	.PIPE,METALLIC 5" IPS SCHED 10S HED10S (MAKE FROM ASTM A312)	4
20	MHHZZ		97403	13226E9449M21	.PLATE,3/4"THK X 10" DIA	4
21	XDHZZ		81349	MIL-G-14243NONAS BESTOS	.GASKET 7-1/2" OD X 5-1/2" IS X 1/8" THK	8
22	XDHZZ		87738	E30MCVSFS	.JOINT CONNECTOR EXHAUST EXPANSION	4
23	PAHZZ	5310-00-924-5897	96906	MS51971-8	.NUT,PLAIN,HEXAGON 3/4"-10 UNC-2B	32
24	PAHZZ	5310-00-937-0454	96906	MS35338-146	.WASHER,LOCK HELICAL 3/4" NOM SIZE	64
25	PAHZZ	5305-00-052-6862	96906	MS35307-484	.SCREW, HEX HD 3/4"-10 UNC-2A X 1 3/8"L	32
26	PAHZZ	5305-00-948-0667	96906	MS35307-487	.SCREW,CAP,HEXAGON H	32
END OF FIGURE						

UNIT, DIRECT SUPPORT, AND GENERAL SUPPORT MAINTENANCE
FOR LANDING CRAFT MECHANIZED (LCM-8) (ALL VESSELS WITH MOD 2 APPLICATION)

TANK, PIPING, VALVES, HOSES, AND FITTINGS

REPAIR PARTS LIST

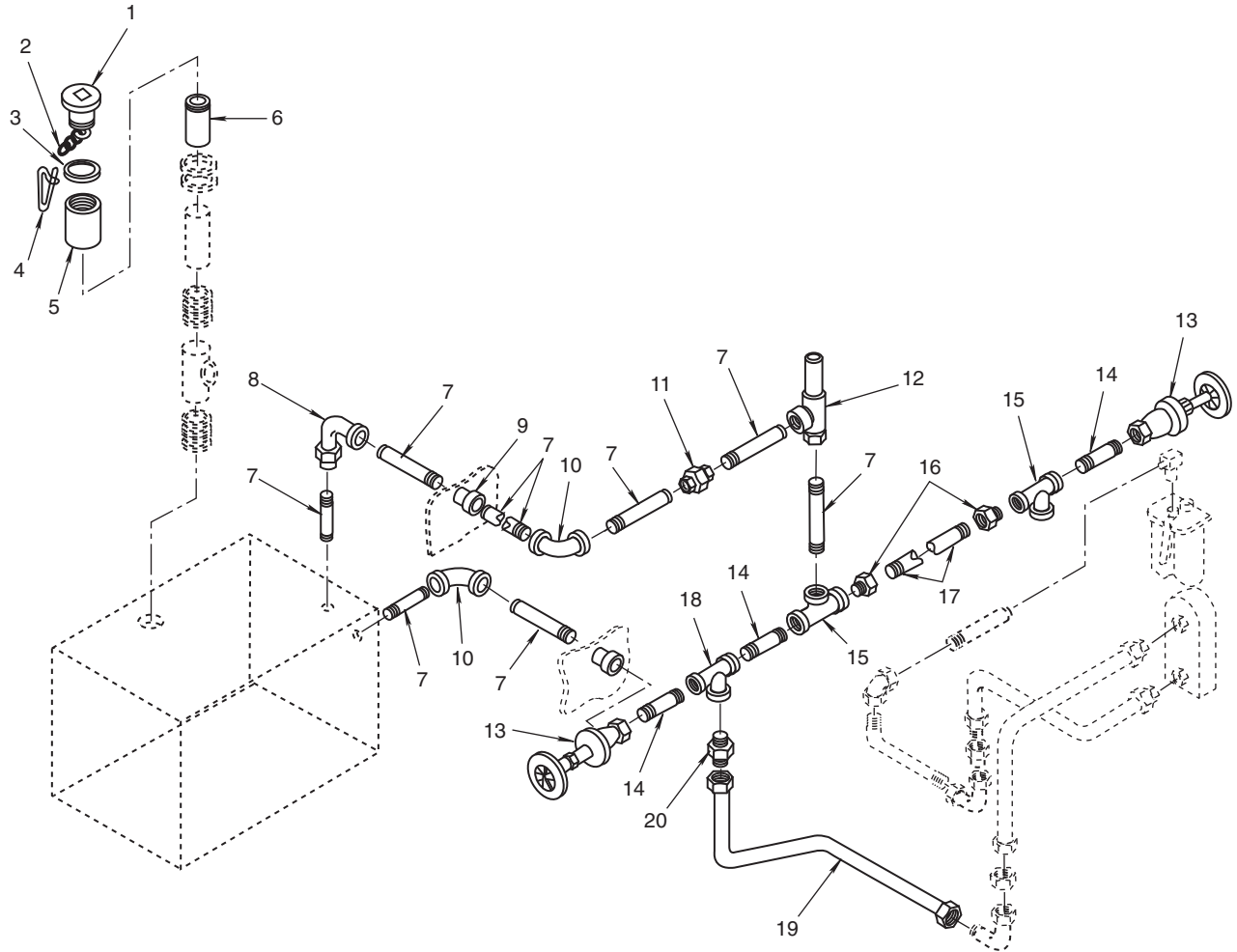


Figure 24. Tank, Piping, Valves, Hoses and Fittings (Sheet 1 of 6)

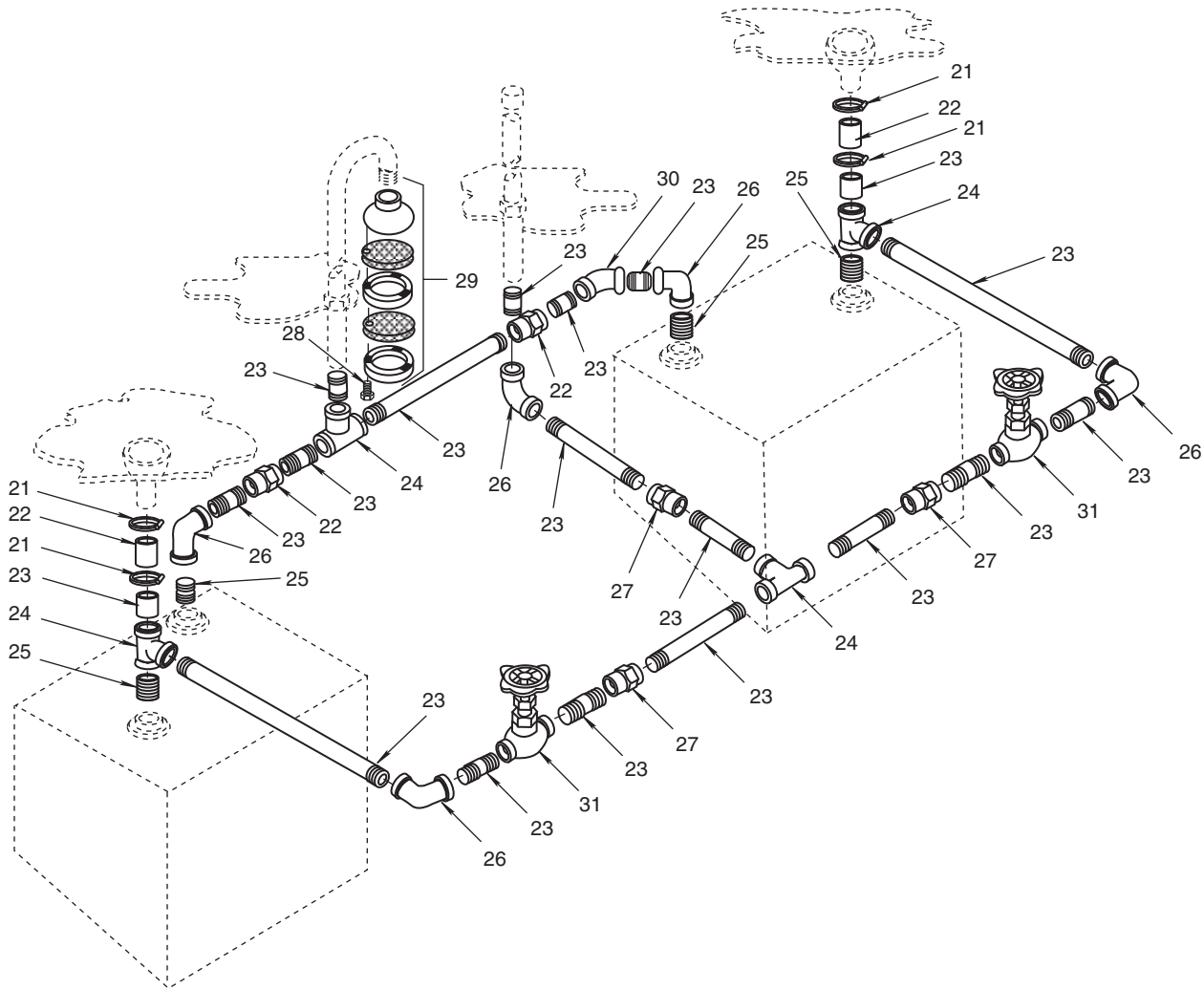


Figure 24. Tank, Piping, Valves, Hoses and Fittings (Sheet 2 of 6)

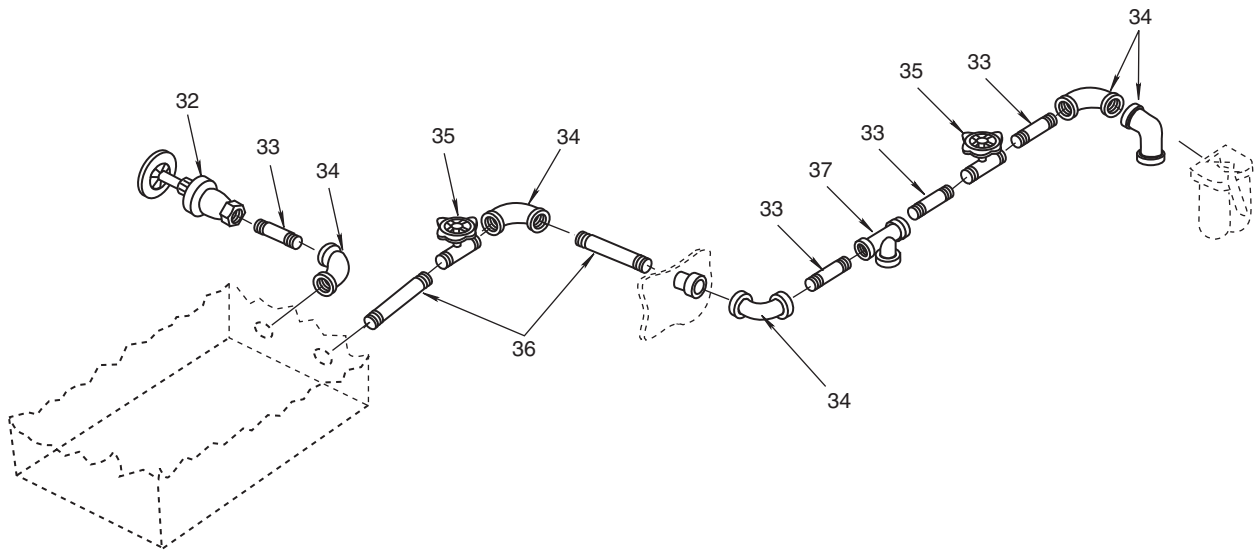


Figure 24. Tank, Piping, Valves, Hoses and Fittings (Sheet 3 of 6)

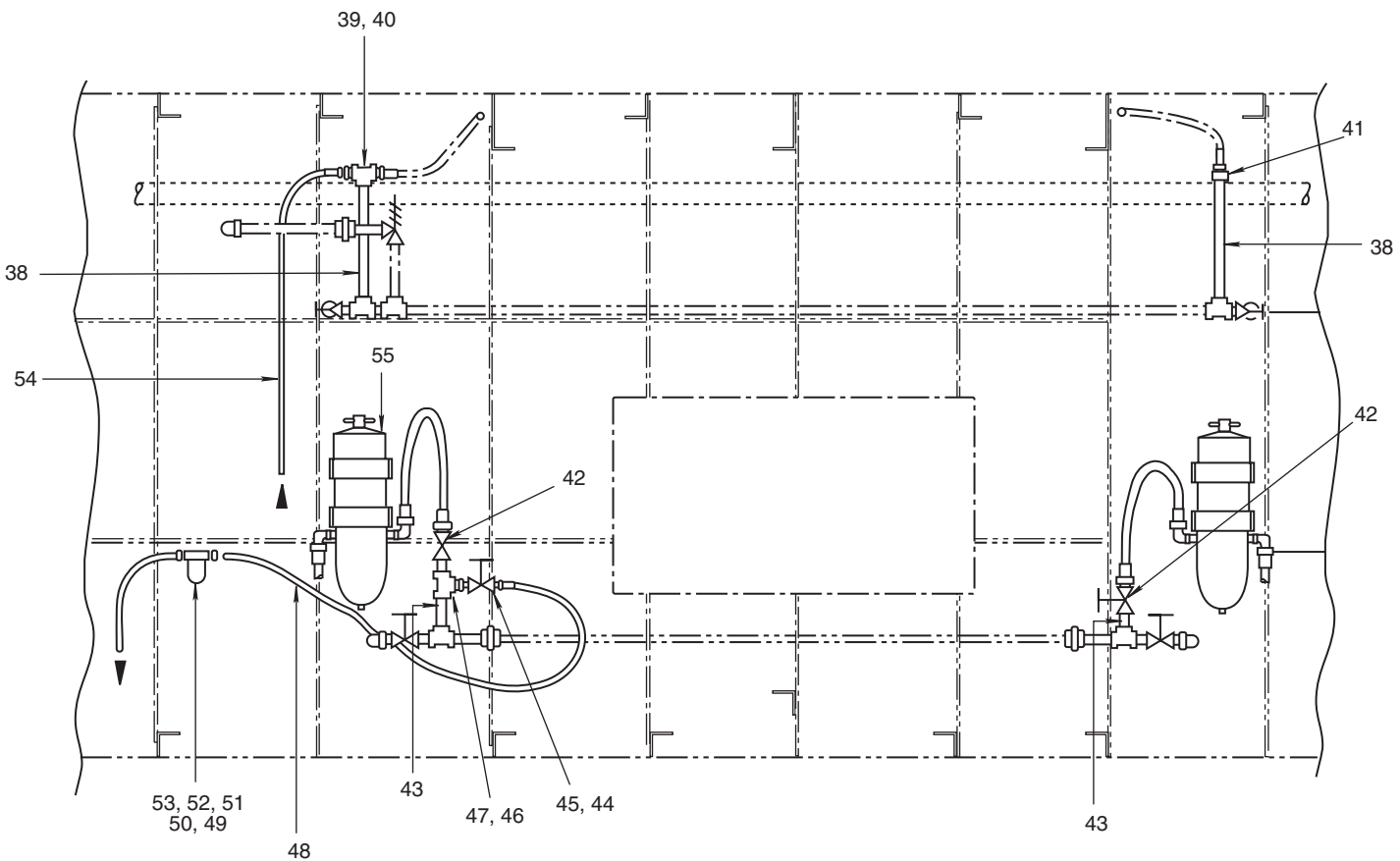


Figure 24. Tank, Piping, Valves, Hoses and Fittings (Sheet 4 of 6)

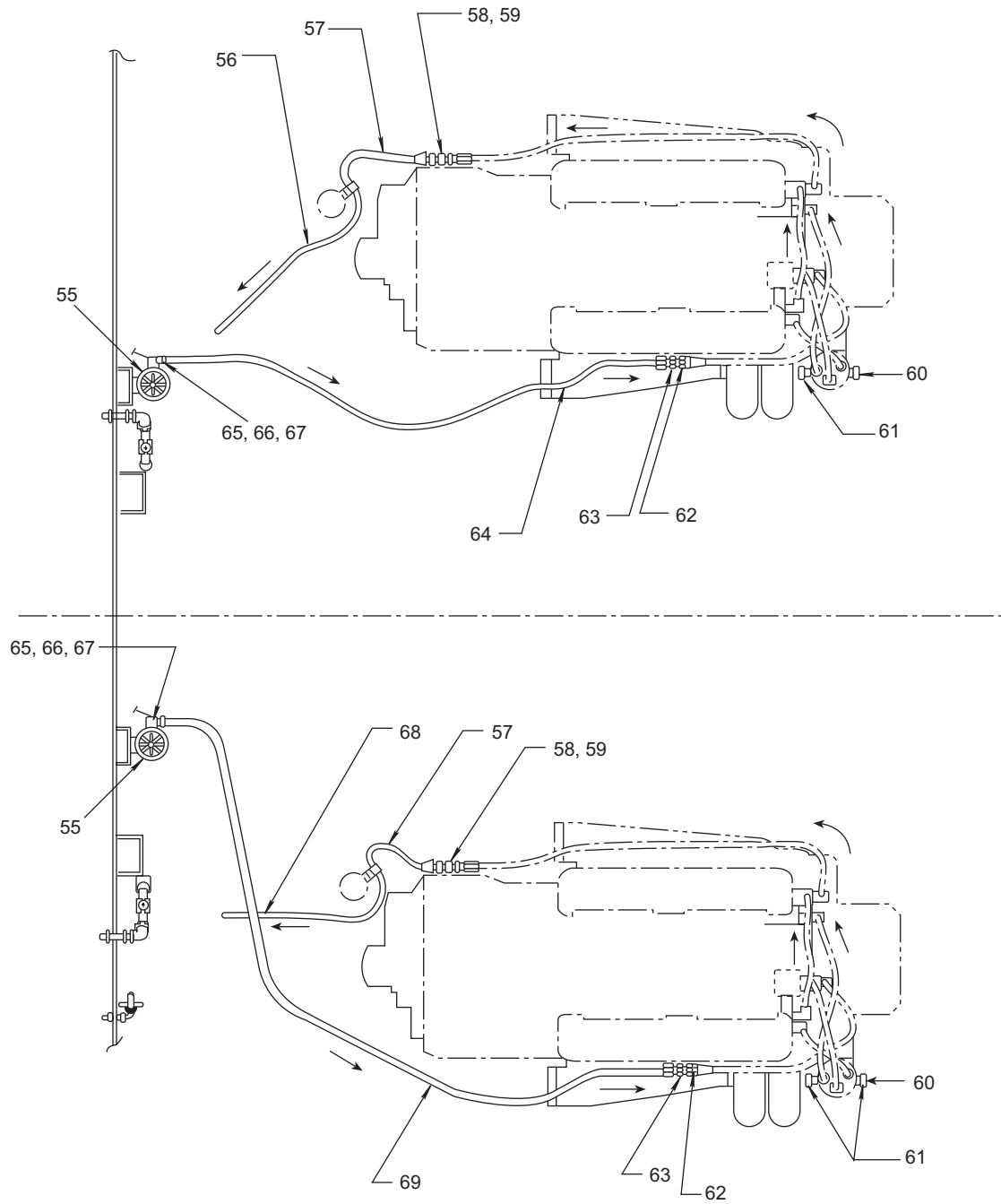


Figure 24. Tank, Piping, Valves, Hoses and Fittings (Sheet 5 of 6)

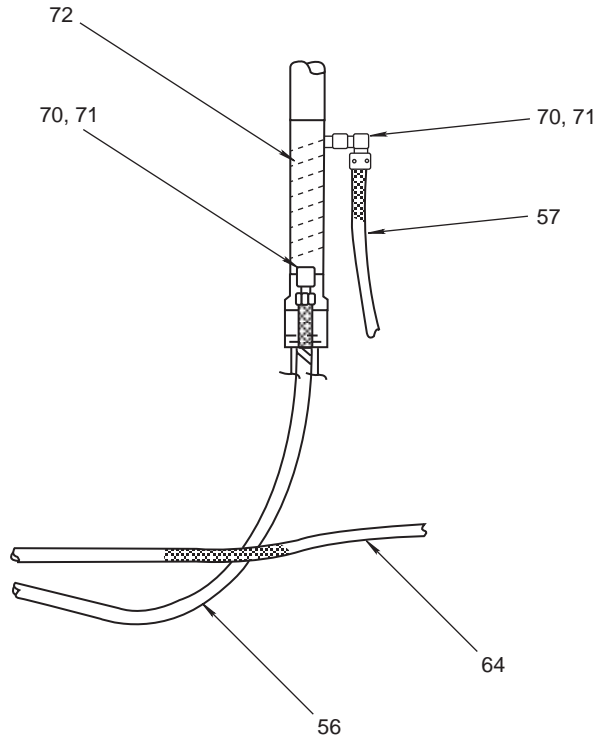


Figure 24. Tank, Piping, Valves, Hoses and Fittings (Sheet 6 of 6)

(1)	(2)	(3)	(4)	(5)	(6)	(7)
ITEM NO.	SMR CODE	NSN	CAGEC	PART NUMBER	DESCRIPTION AND USABLE ON CODE (UOC)	QTY
					GROUP 021001	
					FIG. 24 TANK, PIPING, VALVES, HOSES AND FITTINGS	
	XCOOO		19207	LCM82-95-261-001	LCM8,MOD2,FUEL SYS MODIFICATION	1
1	PAFZZ	4730-00-477-6802	80064	210-4510944-29	.PLUG,FILL AND VENT FUEL TANK, 1 1/2 - 8 THD SIZE	2
2	XDOZZ		80064	210-4510944-31	.CHAIN,COUBLE JACK (MAKE FROM 4720-00-200-0371)	1
3	XDFZZ		80064	210-4510944-33	.GASKET,FUEL TANK CAP (MAKE FROM 5330-00-261-5761)	1
4	XDFZZ		80064	210-4510944-40	.STAPLE,FUEL TANK CAP CHAIN (MAKE FROM 9525-00-228-9231)	1
5	XBOZZ		26403	2117-21-21N	.COUPLING,PIPE FUEL TANK FILL, 2 1/2 -8 THD SIZE	1
6	XBOZZ		72261	STYLEKS	.NIPPLE,PIPE TO HOSE FUEL TANK FILL,2 1/2-8 THD SIZE	1
7	MFFZZ	4710-01-230-0645	80064	210-4510944-20	.PIPE,COPPER MFR FROM PIPE,P/N 210-4510944-20(AS REQUIR	V
8	XBOZZ		26403	453	.ELBOW,UNION FUEL TANK OUTLET	1
9	XBOZZ		34749	210	.FITTING,COMPRESSION COMPRESSION	1
10	PAOZZ	4730-00-939-6247	79470	49X12X12	.ELBOW,PIPE TO TUBE FUEL LINE	2
11	XBOZZ		88334	42X12	.UNION FUEL LINE	1
12	XBOZZ		37239	286-3-4IN	.VALVE,RELIEF 2 PSI	1
13	PBOZZ	4820-01-328-1325	63686	246	.VALVE,GLOBE FUEL TANK OUTLET	2
14	XBOZZ		81348	WWT351TYPE1	.NIPPLE,PIPE FUEL LINE	3
15	XDOZZ		81348	WWP 460 CLASS A	.TEE, SCREWED, BRASS FUEL 3/4 IN	2
16	PAOZZ	4730-00-640-5479	79470	48X12X12	.ADAPTER,STRAIGHT,PI FUEL LINE	2
17	XDFZZ		80064	210-4510944-12	.TUBE ASSEMBLY,METAL (MAKE FROM 4710-00-640-1103)	1
18	XBOZZ		14959	3-4INX1-2INX3-4IN	.TEE,PIPE FUEL LINE	1
19	XDFZZ		80064	210-4510944-13	.TUBE,COPPER (MAKE FROM 4710-00-203-3171)	1
20	XBOZZ		88334	48X10	.ADAPTER,STRAIGHT PIPE TO TUBE FUEL RETURN LINE	1
21	PAOZZ	4730-00-909-8627	01276	FF9311-36	.CLAMP,HOSE FUEL FILL AND VENT SYSTEM	4
22	XDFZZ		80064	21-4510944-35	.HOSE,NONMETALLIC	2

(1)	(2)	(3)	(4)	(5)	(6)	(7)
ITEM NO.	SMR CODE	NSN	CAGEC	PART NUMBER	DESCRIPTION AND USABLE ON CODE (UOC)	QTY
23	XDOZZ		97403	13222E8282-P	.PIPE,METALLIC	V
24	XDOZZ		80204	ANSI16.3	.TEE,METALLIC	4
25	PAOZZ	4730-00-196-1536	96906	MS51953-196	.NIPPLE,PIPE CLOSE, 2 IN., 150LBS	4
26	XDOZZ		80204	ANSIB16.3	.ELBOW,PIPE 90 DEG, 2 IN. 150 LBS., THREADED	5
27	PAOZZ	4730-00-204-3392	81348	WWU531	.UNION,PIPE 2 IN., 150 LBS. THREADED CLASS L, TYPE B-	5
28	XAOZZ		79128	1600T	..SCREW,CAP,MONEL	3
29	XDOZZ		79128	1600T-2IN	.VALVE,TANK,AIR	1
30	XDOZZ		80204	ANSIB16.3	.ELBOW,PIPE 2 IN., 150 LBS, THREADED	1
31	PAOZZ	4820-00-274-3711	57574	MILV18434	.VALVE,GLOBE 2 IN., 150 LBS, THREADED	2
32	PBOZZ	4820-01-328-1325	63686	246	.VALVE,GLOBE TANK DRAIN	1
33	PAOZZ	4730-00-196-2002	96906	MS51846-86	.NIPPLE,PIPE FUEL LINE	4
34	XDOZZ		26403	453	.ELBOW,UNION FUEL TANK DRAIN	5
35	XDOZZ		80064	4428	.VALVE, GATE 3/4 IN	2
36	MFFZZ	4710-01-230-0645	80064	210-4510944-20	.PIPE,COPPER (MAKE FROM 4710-00-277-6069)	2
37	XDOZZ		96906	MS14035-5U	.TEE,PIPE CROSSOVER FUEL LINE .	1
38	XDOZZ		81346	ASTM A53 1/2IPS	.PIPE,METALLIC 13" LONG SCHED40	2
39	XDOZZ		80204	ANSIB16.31/2INX1	.BUSHING,PIPE/4INBUSH	1
40	XDOZZ		80204	ANSIB16.3TEE1/2IN	.TEE,PIPE,EQUAL	1
41	XDOZZ		80204	ANSIB16.31/2INCOUP- LING	.COUPLING,PIPE	1
42	XDOZZ		19207	LCM82-95-261-001 FIND27	.VALVE,GATE,3/4IN	2
43	XDOZZ		81346	ASTM A53 3/4IPS	.PIPE,METALLIC 2" LONGSCHED40	2
44	XDOZZ		80204	ANSIB16.31/4INHE XNIPPLE	.NIPPLE,PIPE,HEX	1
45	XDOZZ		19207	LCM82-95-261-001 FIND26	.VALVE,GATE,1/4IN	1
46	XDOZZ		80204	ANSIB16.33/4INX1	.BUSHING,PIPE/4INBUSH	1
47	XDOZZ		80204	ANSIB16.3TEE3/4IN	.TEE,PIPE,EQUAL	1
48	XDOZZ		19207	LCM82-95-261-001 FIND35	.HOSE,FUEL,FLEXIBLE	1

(1)	(2)	(3)	(4)	(5)	(6)	(7)
ITEM NO.	SMR CODE	NSN	CAGEC	PART NUMBER	DESCRIPTION AND USABLE ON CODE (UOC)	QTY
49	PAOZZ	4930-01-435-9391	55752	120R	.FILTER-SEPARATOR,LI	1
50	XDOZZ		81346	ASTM A36 1-1/2X1-1/2X1/8	.ANGLE,EQUAL 2" LONG	1
51	XDOZZ		19207	LCM82-95-261-001 FIND30	.SCREW,HEX HEAD 5/16"-24 UNF-2A X 1" LONG	2
52	XDOZZ		19207	LCM82-95-261-001 FIND31	.NUT,PLAIN,HEX 5/16"-24 UNF-2B .	2
53	XDOZZ		19207	LCM82-95-261-001 FIND32	.WASHER,LOCK 5/16" SCREW SIZE .	2
54	XDOZZ		8L945	26-58405	.HOSE,FUEL	1
55	XDOZZ		97403	13226E9470M14	.FUEL FILTER/WATER SEPARATOR, 3.16GPM,7/8"-14 UNF O-RING PORT	2
56	XDOZZ		24161	8C1T-8RFJX-8RFJX	.HOSE ASSEMBLY 1/2 IN ED X 10 - 0 IN LG	1
57	XDOZZ		24161	8CIT-8RFJX-8RFJX	.HOSE ASSEMBLY 1/2 IN ID X 15 IN LG -15	2
58	XDOZZ		98660	AC1100-8-8	.TUBE TO FEM PIPE STRAIGHT 1/2 IN JIC X 1/2 IN IPS	2
59	XDOZZ		98660	PF101-8-4	.BUSHING, REDUCER 1/2 IN IPS X 1/4 IN IPS	4
60	PAOZZ	5930-00-458-7220	74400	M-4008	.SWITCH,PRESSURE FUEL, 1/8-27 NPTF CONNECTOR	4
61	XDOZZ		98660	PF101-6-2	.BUSHING, REDUCER 3/8 IN IPS X 1/8 IN IPS	4
62	PAOZZ	4730-01-216-1066	98660	PF101-8-6	.REDUCER,PIPE 1/2 IN IPS X 3/8 IN IPS	2
63	XDOZZ		98660	AC1100-12-8	.TUBE TO FEM PIPE STRAIGHT 3/4 IN JIC X 1/2 IN IPS	2
64	XDOZZ		24161	12CIT-12RFJX-12R FJX-136	.HOSE ASEMBLY 3/4 IN ID X 11 -4 IN LG	1
65	XDOZZ		87373	831-4	.HOSE 1/4 IN ID X 1/2 IN OD, W.P. 350 PSI	V
66	XDOZZ		55752	1606B	.VACUUM GAUGE ASSY	2
67	XDOZZ		59257	12-10-SA-6-0E2	.ELBOW, 90 DEG. STAN 3/4IN TUBE TO 5/8IN O-RING PORTS WITH A 1/	2
68	XDOZZ		24161	8CIT-8RFJX-8RFJX-98	.HOSE ASSEMBLY 1/2 IN ID X 8 FT 2 IN LG	1
69	XDOZZ		24161	12CIT-12RFJX-12R FJX-150	.HOSE ASSEMBLY 3/4 IN ID X 12 FT 6 IN LG	1
70	PAOZZ	4730-01-139-1653	98660	PF110-6-4	.REDUCER,PIPE	2

(1)	(2)	(3)	(4)	(5)	(6)	(7)
ITEM NO.	SMR CODE	NSN	CAGEC	PART NUMBER	DESCRIPTION AND USABLE ON CODE (UOC)	QTY
71	PAOZZ	4730-01-375-5439	98660	AC2000-8	.ELBOW,PIPE TO TUBE 1/2 IN JIC X 3/8 IN IPS	2
72	PAOZZ	2815-00-938-5760	72582	5136348	.COOLER,FUEL OIL	1
END OF FIGURE						

UNIT, DIRECT SUPPORT, AND GENERAL SUPPORT MAINTENANCE
FOR LANDING CRAFT MECHANIZED (LCM-8) (ALL VESSELS WITH MOD 2 APPLICATION)

FUEL FILTER/WATER SEPARATOR

REPAIR PARTS LIST

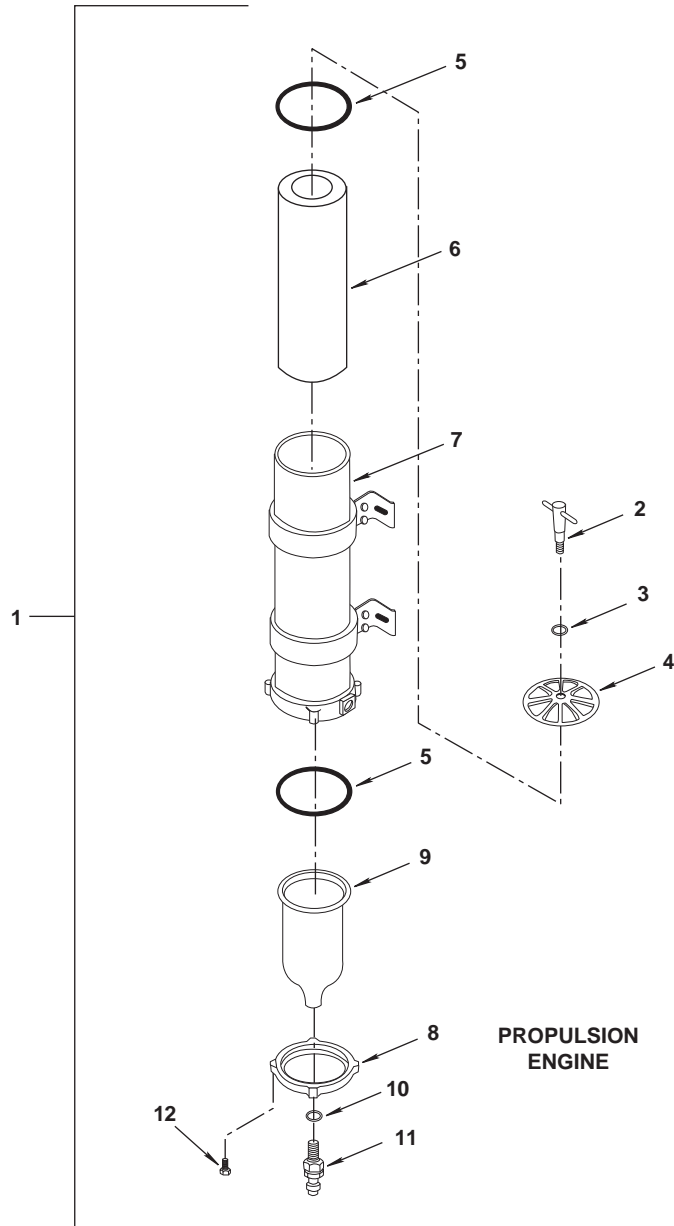


Figure 25. Fuel Filter/Water Separator (Sheet 1 of 2)

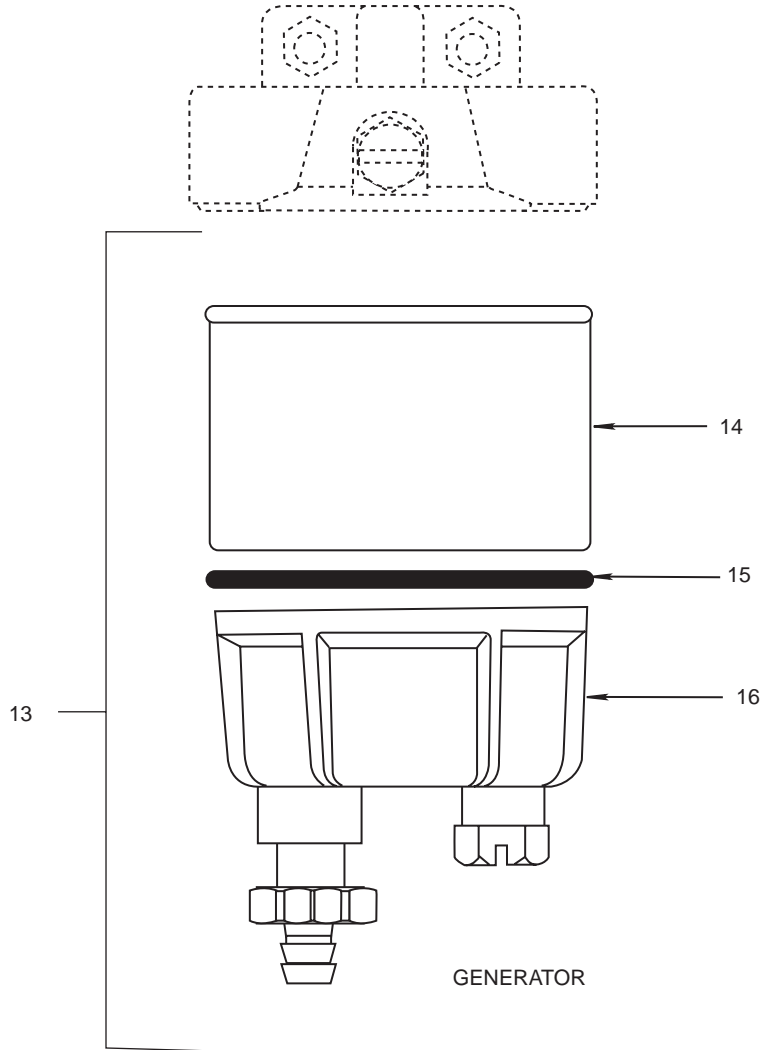


Figure 25. Fuel Filter/Water Separator (Sheet 2 of 2)

(1)	(2)	(3)	(4)	(5)	(6)	(7)
ITEM NO.	SMR CODE	NSN	CAGEC	PART NUMBER	DESCRIPTION AND USABLE ON CODE (UOC)	QTY
					GROUP 021002	
					FIG. 25 FUEL FILTER/WATER SEPARATOR	
1	PAOZZ	4330-01-051-9419	55752	1000FG30	.FILTER-SEPARATOR,LI SEPARATOR, 3.16GPM, 7/8IN-14UNF O-RING PORT	1
2	PAOZZ	4330-01-153-1491	55752	RL11888	..HANDLE,TEE	1
3	PCOZZ	5330-01-147-6003	55752	11350	..PACKING,PREFORMED	1
4	PAOZZ	5340-01-160-8128	55752	RK11005B	..COVER,ACCESS	1
5	PCOZZ	5330-01-046-1990	55752	11007	..GASKET	2
6	PBOZZ	4330-01-046-3399	55752	2020SM	..FILTER ELEMENT,FLUI	1
7	PAOZZ	2940-01-154-3503	55752	11021	..FILTER BODY,FLUID	1
8	PAOZZ	4330-01-154-1161	55752	RK11037A	..RING,BOWL,FILTER-SE	1
9	PAOZZ	2910-01-120-8961	55752	RK11-1553	..BOWL,SEDIMENT	1
10	PAOZZ	5331-01-214-5090	55752	RK11341	..O-RING	1
11	PAOZZ	4820-01-155-0209	55752	RK11780	..COCK,DRAIN	1
12	PAOZZ	5305-01-165-5574	55752	RK11542	..SCREW, MACHINE RETAINING	4
13	PAOZZ	4930-01-435-9391	55752	120R	..FILTER-SEPARATOR,LI	1
14	PAOZZ	4330-01-438-7674	55752	R12S	..FILTER ELEMENT,FLUI	1
15	PAOZZ	5330-01-373-3649	55752	RK10012	..GASKET	1
16	XDOZZ		55752	RK10193	..BOWL ASSEMBLY	1
END OF FIGURE						

UNIT, DIRECT SUPPORT, AND GENERAL SUPPORT MAINTENANCE
 FOR LANDING CRAFT MECHANIZED (LCM-8) (ALL VESSELS WITH MOD 2 APPLICATION)

BATTERIES AND CABLES

REPAIR PARTS LIST

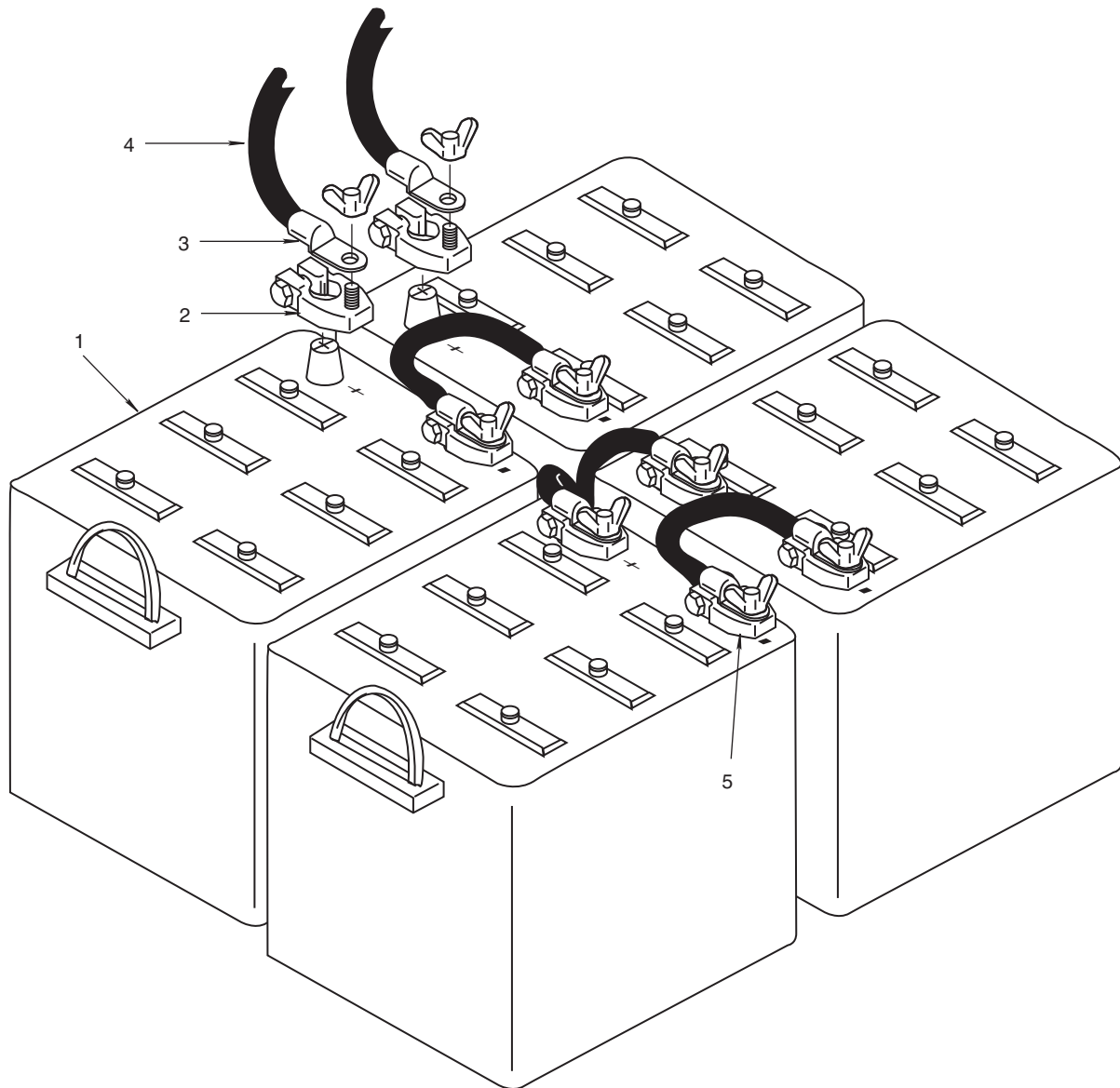


Figure 26. Batteries and Cables (Accommodation Module) (Sheet 1 of 2)

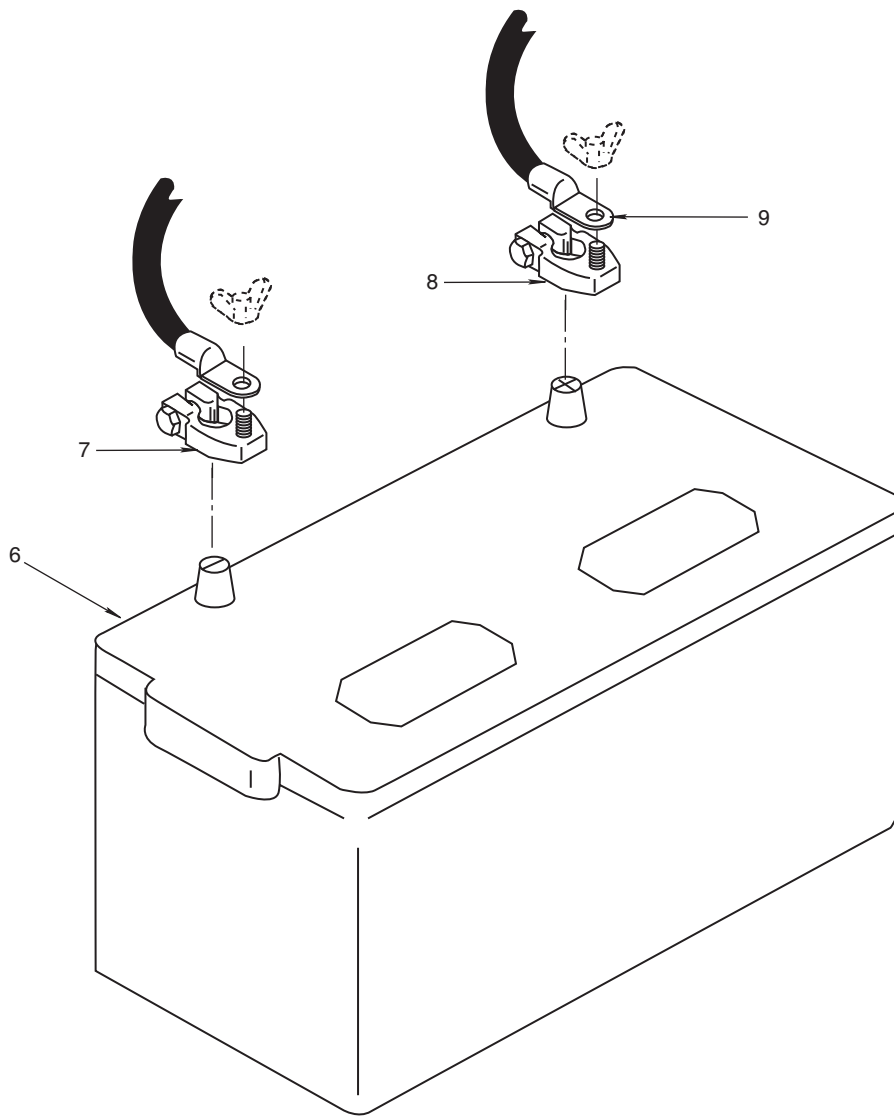


Figure 26. Batteries and Cables (Generator) (Sheet 2 of 2)

(1)	(2)	(3)	(4)	(5)	(6)	(7)
ITEM NO.	SMR CODE	NSN	CAGEC	PART NUMBER	DESCRIPTION AND USABLE ON CODE (UOC)	QTY
					GROUP 0301	
					FIG.26 BATTERIES AND CABLES	
	XCOOO		19099	LCM82-95-160-003	.BATTERY COMPARTMENT MISCELLANEOUS FABRICATIONS	1
1	PCOZZ	6140-00-190-9828	81348	8D-900-D	..BATTERY,STORAGE	4
2	XDOZZ		29812	WT10-3/8P	.TERMINAL, BATTERY POSITIVE	4
3	XDOZZ		29812	CL90-56ET	.LUG SOLDERING,5/16	4
4	PAOZZ	6145-01-205-3647	81349	M24643/14-02UN	.WIRE,ELECTRICAL 1000V,1C, 0AWG,WIRE NOS.043,044,055,056	1
5	XDOZZ		29812	WT10-5/16N	.TERMINAL, BATTERY NEG	4
6	PAOZZ	6140-01-446-9498	19207	6TMF/TYPEI	.BATTERY,STORAGE,12V	1
7	XDOZZ		29812	WT10-5/16N	.TERMINAL, BATTERY	1
8	XDOZZ		29812	WT10-3/8P	.TERMINAL, BATTERY	1
9	XDOZZ		29812	CL90-38ET	.LUG SOLDERING	4
					END OF FIGURE	

**UNIT, DIRECT SUPPORT, AND GENERAL SUPPORT MAINTENANCE
FOR LANDING CRAFT MECHANIZED (LCM-8) (ALL VESSELS WITH MOD 2 APPLICATION)**

ALTERNATOR AND BELTS

REPAIR PARTS LIST

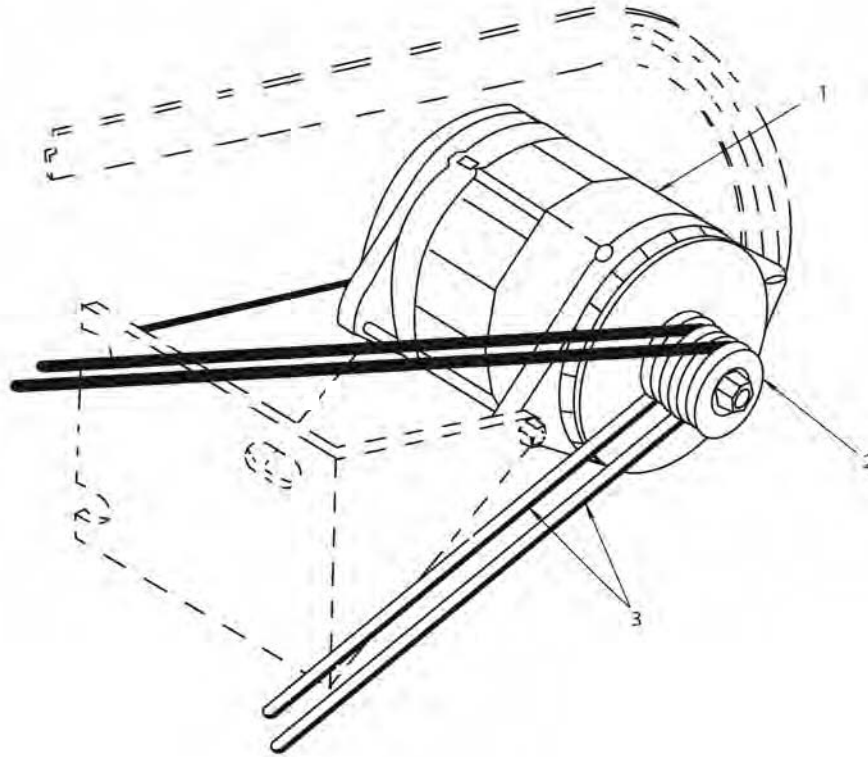


Figure 27. Alternator and Belts

(1) ITEM NO.	(2) SMR CODE	(3) NSN	(4) CAGEC	(5) PART NUMBER	(6) DESCRIPTION AND USABLE ON CODE (UOC)	(7) QTY
					GROUP 0302	
					FIG. 27 ALTERNATOR AND BELTS	
1	PBOZZ	6115-01-499-1262	68505	8LHA3096U	.ALTERNATOR ASSEMBLY 110 AMP, 24 VDC	1
2	XDOZZ		97403	13226E9464-32	.PULLEY,GROOVE	1
3	PAOZZ	3030-00-528-7921	81300	A41S	.BELT, V	2
END OF FIGURE						

UNIT, DIRECT SUPPORT, AND GENERAL SUPPORT MAINTENANCE
FOR LANDING CRAFT MECHANIZED (LCM-8) (ALL VESSELS WITH MOD 2 APPLICATION)

24 VOLT SUPPLY AND DISTRIBUTION

REPAIR PARTS LIST

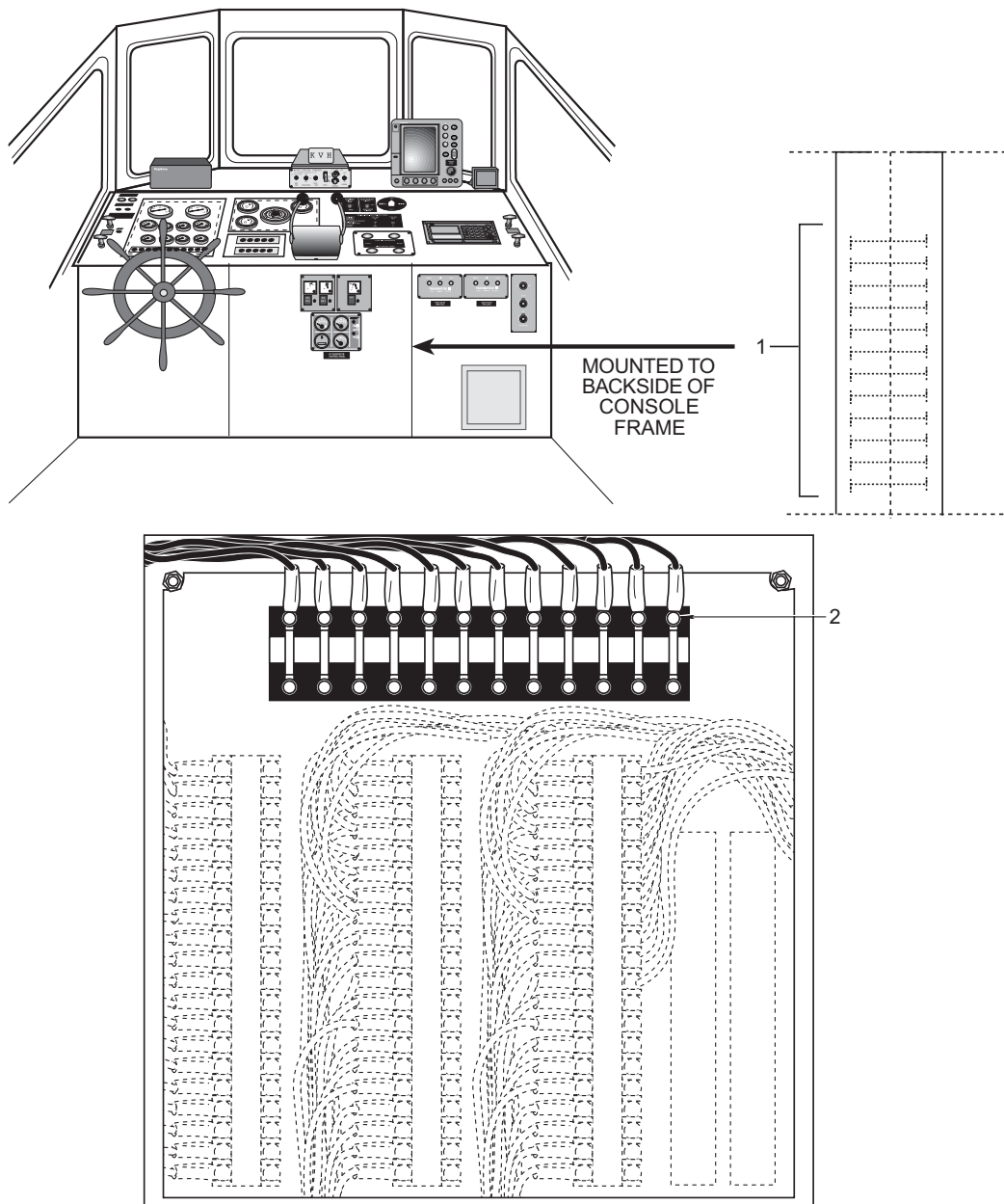


Figure 28. 24 Volt Supply and Distribution

(1)	(2)	(3)	(4)	(5)	(6)	(7)
ITEM NO.	SMR CODE	NSN	CAGEC	PART NUMBER	DESCRIPTION AND USABLE ON CODE (UOC)	QTY
					GROUP 0303	
					FIG. 28 24 VOLT SUPPLY AND DISTRIBUTION	
	XCOOO		19099	LCM82-95-301-001	.ELECT SUPPLY AND DISTRIBUTION, 24 V,LCM-8,MOD-2	1
1	XDOZZ		U0041	47121005	..RELAY,MARINE HEAVY DUTY, 33RA.....	6
2	XDOZZ		63006	T0347RA AAA	..FUSE HOLDER (RELAYS	12
					END OF FIGURE	

**UNIT, DIRECT SUPPORT, AND GENERAL SUPPORT MAINTENANCE
FOR LANDING CRAFT MECHANIZED (LCM-8) (ALL VESSELS WITH MOD 2 APPLICATION)**

24/12VOLT CONVERTER

REPAIR PARTS LIST




Figure 29. 24/12V Converter

(1) ITEM NO.	(2) SMR CODE	(3) NSN	(4) CAGEC	(5) PART NUMBER	(6) DESCRIPTION AND USABLE ON CODE (UOC)	(7) QTY
					GROUP 030301	
					FIG. 29 24/12V CONVERTER	
1	PAOZZ	6130-01-440-4590	62028	48-12-6I	..CONVERTER,DC-DC	1
					END OF FIGURE	

UNIT, DIRECT SUPPORT, AND GENERAL SUPPORT MAINTENANCE
FOR LANDING CRAFT MECHANIZED (LCM-8) (ALL VESSELS WITH MOD 2 APPLICATION)

24V CONTROL AND DISTRIBUTION PANELS

REPAIR PARTS LIST

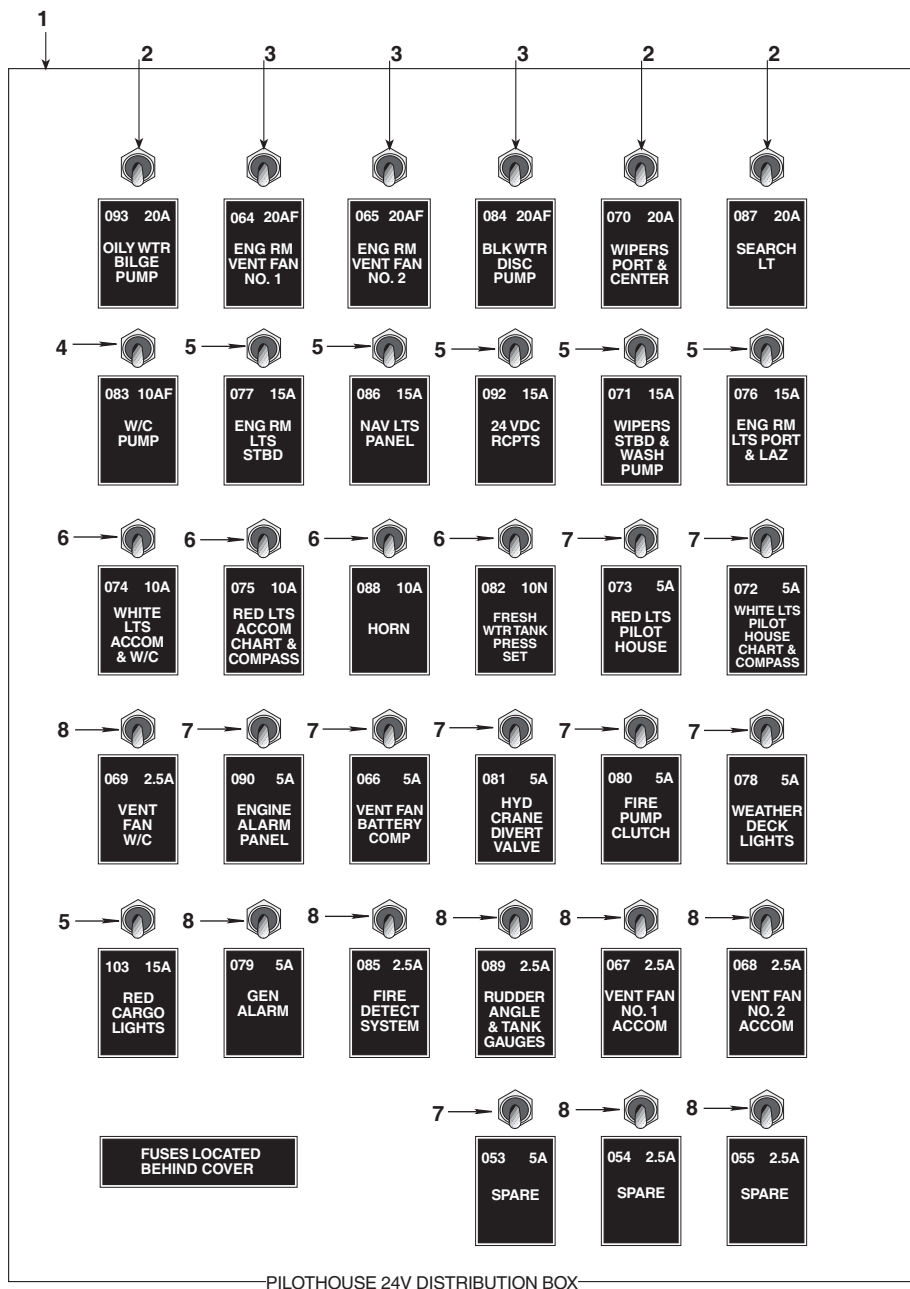


Figure 30. 24V Control and Distribution Panels (Sheet 1 of 4)

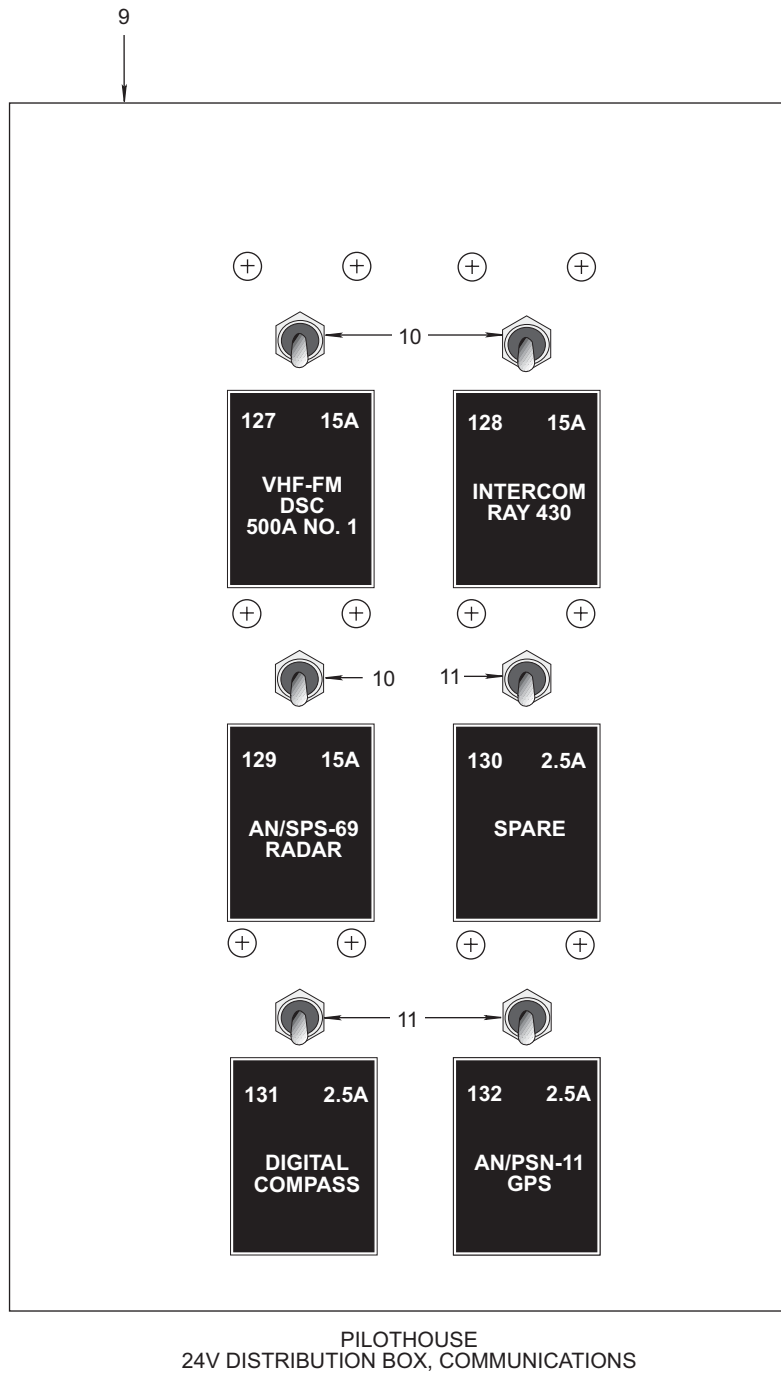
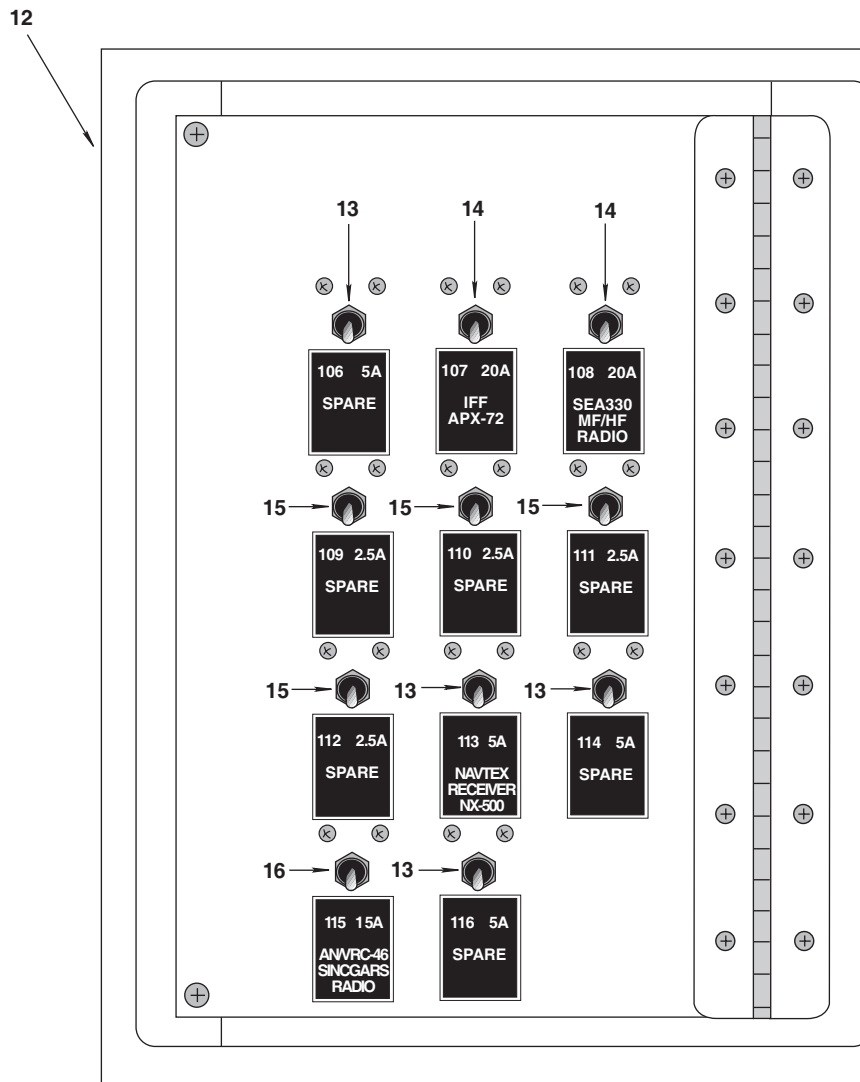
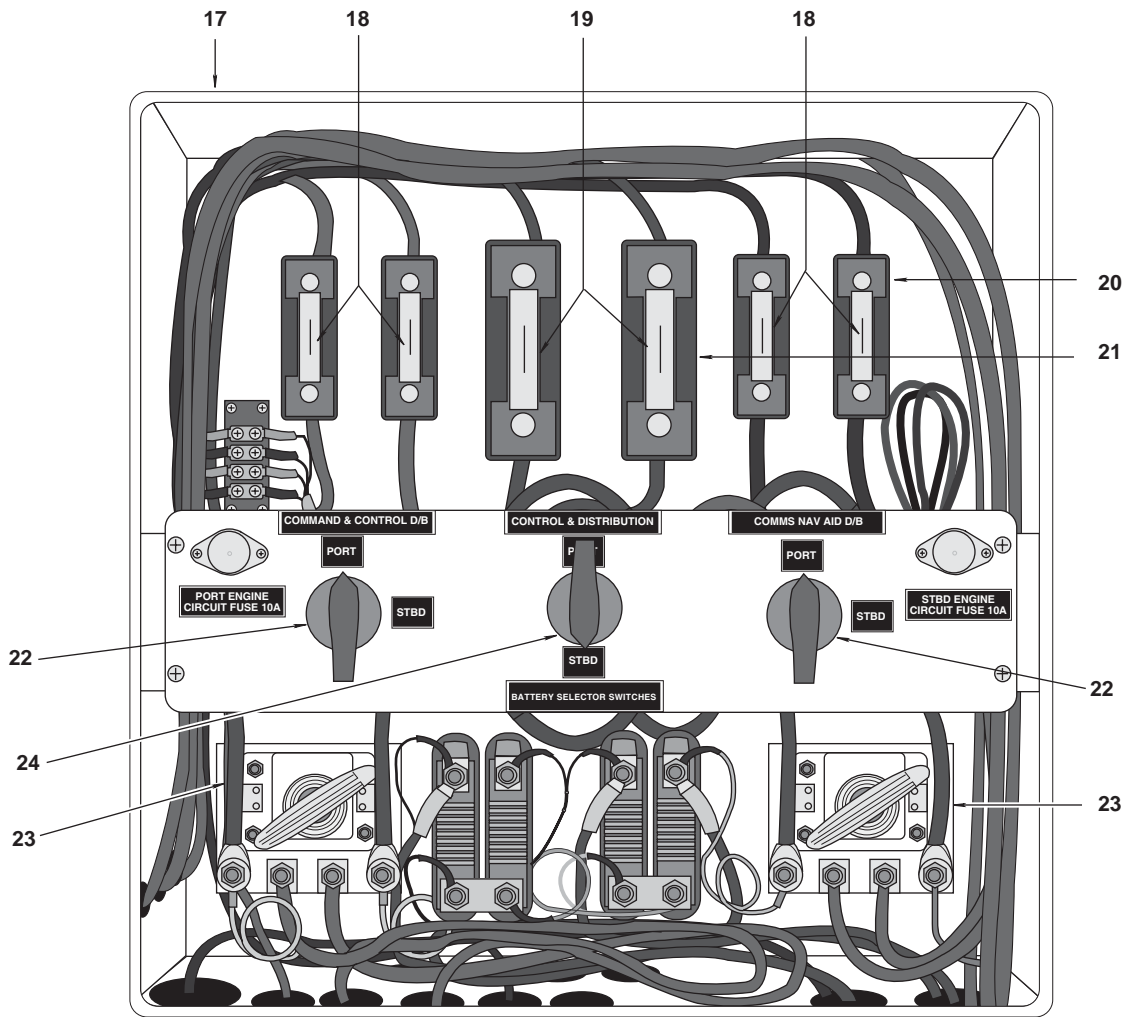


Figure 30. 24 V Control and Distribution Panels (Sheet 2 of 4)



ACCOMMODATION MODULE

Figure 30. 24V Control and Distribution Panels (Sheet 3 of 4)



ACCOMMODATION MODULE

Figure 30. 24V Control and Distribution Panels (Sheet 4 of 4)

(1)	(2)	(3)	(4)	(5)	(6)	(7)
ITEM NO.	SMR CODE	NSN	CAGEC	PART NUMBER	DESCRIPTION AND USABLE ON CODE (UOC)	QTY
					GROUP 030303	
					FIG. 30 24V CONTROL AND DISTRIBUTION PANELS	
1	XDOOO		U0906	53023/55423/51423	..DISTRIBUTION BOX 24VDC, W/MONOBLOCK & GLAZED DOOR	1
2	PAOZZ	5925-01-492-0838	81541	AP-17-1-52-203	...CIRCUIT BREAKER,20A CKTS: 093, 070, 087	3
3	PAOZZ	5925-01-400-0820	81541	AP-17-1-72F-203	...CIRCUIT BREAKER,20A CKTS: 064,065,084	3
4	XDOZZ		81541	AP-17-1-72F-103	...CIRCUIT BREAKER CKT: 083	1
5	XDOZZ		81541	AP-17-1-72-153	...CIRCUIT BREAKER,15A CKTS:077, 086,092, 071,076,103	6
6	PAOZZ	5925-01-342-8902	81541	AP-17-1-52-103	...CIRCUIT BREAKER,10A CKTS:074,075,088,082	4
7	XDOZZ		81541	AP-17-1-72-502	...CIRCUIT BREAKER,5A	9
8	XDOZZ		81541	AP-17-1-72-252	...CIRCUIT BREAKER,2.5 CKTS:085,089,067, 068,054,055	7
9	XDOOO		U0906	53015/51415/55415	..DISTRIBUTION BOX 24VDC COMMS. & NAV AIDS DB PANEL	1
10	XDOZZ		81541	AP-17-1-72-153	...CIRCUIT BREAKER,15A CKTS: 127,128,129	3
11	XDOZZ		81541	AP-17-1-72-252	...CIRCUIT BREAKER,2.5 CKTS: 130,131,132	3
12	XDOOO		U0906	53012	..DISTRIBUTION BOX 24VDC ACCOM COMMS C2 DIST BOX	1
13	XDOZZ		81541	AP-17-1-72-502	...CIRCUIT BREAKER,5A CKTS: 106,113,114,116	4
14	PAOZZ	5925-01-492-0838	81541	AP-17-1-52-203	...CIRCUIT BREAKER,20A CKTS: 107,108	2
15	XDOZZ		81541	AP-17-1-72-252	...CIRCUIT BREAKER,2.5 AMP, CKTS:109,110,111,112	4
16	XDOZZ		81541	AP-17-1-72-153	...CIRCUIT BREAKER,15A CKT:115	1
17	XDOOO		U0906	53028&55429	..DISTRIBUTION BOX 24VDC, PWR DIST,SHUNT BOX	1
18	PAOZZ	5920-99-537-5165	K2995	TIS63	...FUSE,63 AMP	4
19	XDOZZ		K2995	TCP100	...FUSE,100 AMP	2
20	XDOZZ		K2995	RS63H	...HOLDER,FUSE AND BASE	4

(1)	(2)	(3)	(4)	(5)	(6)	(7)
ITEM NO.	SMR CODE	NSN	CAGEC	PART NUMBER	DESCRIPTION AND USABLE ON CODE (UOC)	QTY
21	XDOZZ		K2995	RS100H	...HOLDER,FUSE AND BASE	2
22	XDOZZ		0Y1V3	C6H25A/TB	...SWITCH,CHANGEVER DOUBLE POLE,NO OFF	2
23	XDOZZ		U0041	1831D914	...SWITCH,BATTERY CUT-OFF	2
24	XDOZZ		0Y1V3	C20H210A/TB	...SWITCH,CHANGEVER	1
END OF FIGURE						

**UNIT, DIRECT SUPPORT, AND GENERAL SUPPORT MAINTENANCE
FOR LANDING CRAFT MECHANIZED (LCM-8) (ALL VESSELS WITH MOD 2 APPLICATION)**

GROUND DETECTOR

REPAIR PARTS LIST

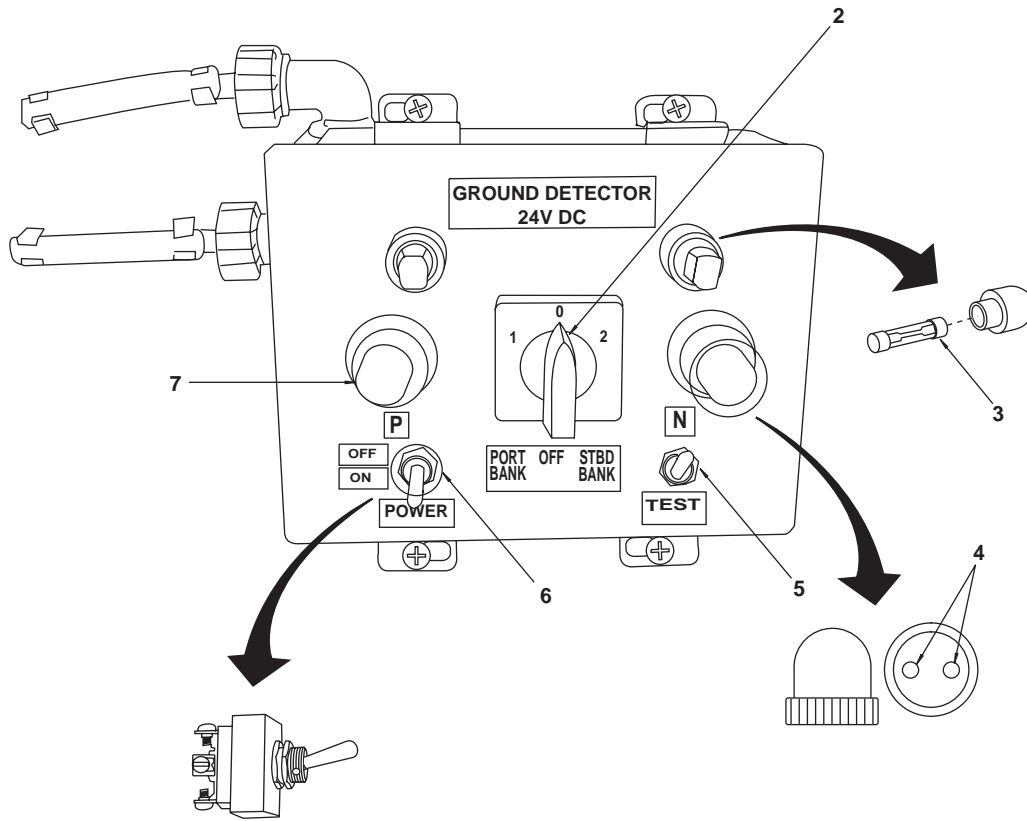


Figure 31. Ground Detector

(1)	(2)	(3)	(4)	(5)	(6)	(7)
ITEM NO.	SMR CODE	NSN	CAGEC	PART NUMBER	DESCRIPTION AND USABLE ON CODE (UOC)	QTY
					GROUP 030304	
					FIG. 31 GROUND DETECTOR	
	XCOOO		19099	LCM82-95-401-1 ZONE19C	..GROUND DETECTOR	1
2	XDOZZ		0Y1V3	LCM82-95-401-1 ZONE19C	...SWITCH,CHANGEVER	1
3	PAOZZ	5920-00-504-8634	81349	F02B250V1/4A	...FUSE,CARTRIDGE 250V, 1/4 AMP, F02B STYLE	2
4	PAOZZ	6240-00-643-4532	81349	342	...LAMP,INCANDESCENT	4
5	PAOZZ	5930-00-655-1575	96906	MS35059-22	...SWITCH,TOGGLE	1
6	PAOZZ	5930-00-615-7889	96906	MS35059-28	...SWITCH,TOGGLE	1
7	PAOZZ	6210-00-635-1969	81349	LH96-3	...LIGHT,INDICATOR	2
					END OF FIGURE	

UNIT, DIRECT SUPPORT, AND GENERAL SUPPORT MAINTENANCE
FOR LANDING CRAFT MECHANIZED (LCM-8) (ALL VESSELS WITH MOD 2 APPLICATION)

BATTERY CHARGER

REPAIR PARTS LIST

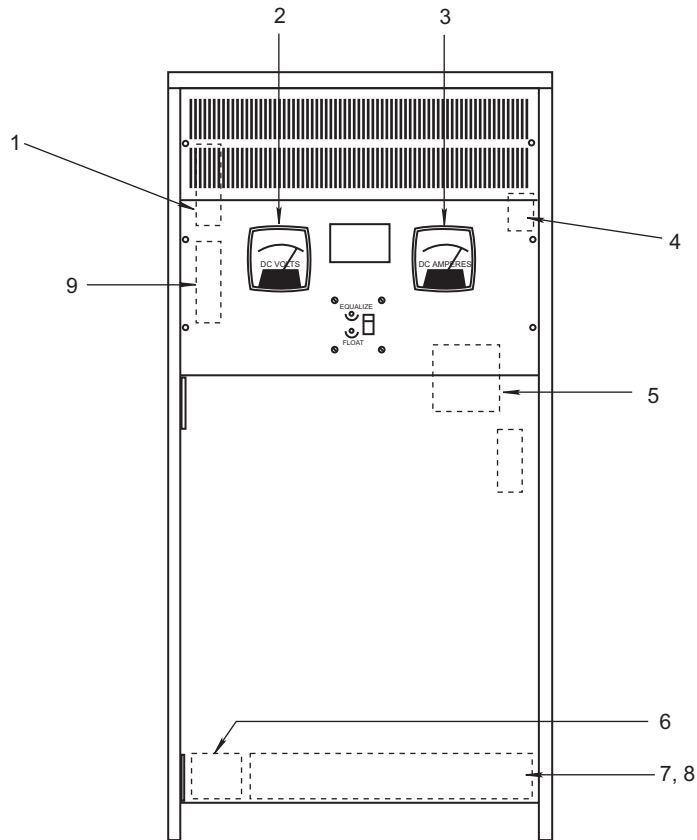


Figure 32. Battery Charger

(1)	(2)	(3)	(4)	(5)	(6)	(7)
ITEM NO.	SMR CODE	NSN	CAGEC	PART NUMBER	DESCRIPTION AND USABLE ON CODE (UOC)	QTY
					GROUP 030305	
					FIG. 32 BATTERY CHARGER	
	XDHXX		92731	A12B-100-24V-B1-12L-10055	..CHARGER,BATTERY CONSTANT VOLT,100A,DUAL OUTPUT,120VAC,60HZ	1
1	PAHZZ	5961-01-343-2307	92731	AC7-B1-07	...SEMICONDUCTOR DEVIC	1
2	PAHZZ	6625-01-235-8764	92731	P1DV-M35-B5S	...VOLTMETER,DC 0-35,2% HIGH TORQUE,3.5" PNL BD	1
3	PAHZZ	6625-01-199-2618	92731	P1DA-M150-B13S	...AMMETER,DC 0-150,2% HIGH TORQUE,3.5" PNL BD	1
4	PAHZZ	5920-00-318-3600	92731	P8-C2-B40	...FUSE,CARTRIDGE 250V,40A	1
5	PAHZZ	6130-01-358-1181	92731	AC52-1-10	...POWER SUPPLY SUBASS Y	1
6	XDHZZ	5920-01-366-8126	92731	P8-A1-A150	...FUSE,130V,150A	1
7	PAHZZ	5961-01-366-1048	92731	P17-600-150J1	...SEMICONDUCTOR DEVIC 150A, 600V	2
8	PAHZZ	5961-01-464-0883	92731	P17-600R-150J1	...SEMICONDUCTOR DEVIC 150A, 600V	2
9	PAHZZ	6120-01-447-7319	92731	AC41-2-34	...CONTROL,BATTERY CHA.....	1
					END OF FIGURE	

UNIT, DIRECT SUPPORT, AND GENERAL SUPPORT MAINTENANCE
FOR LANDING CRAFT MECHANIZED (LCM-8) (ALL VESSELS WITH MOD 2 APPLICATION)

220V/110V CONTROL AND DISTRIBUTION PANELS

REPAIR PARTS LIST

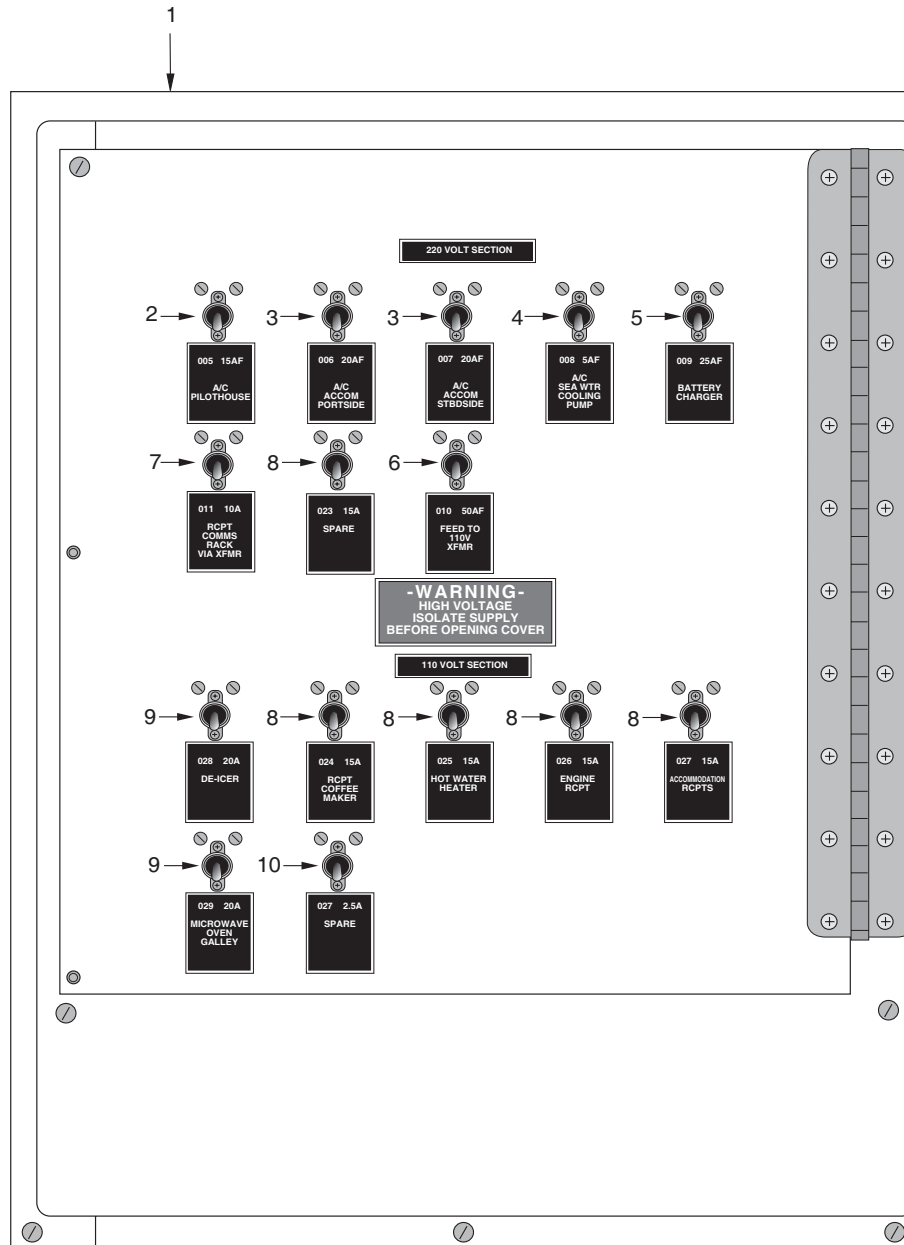


Figure 33. 220V/120V Control and Distribution Panels (Sheet 1 of 4)

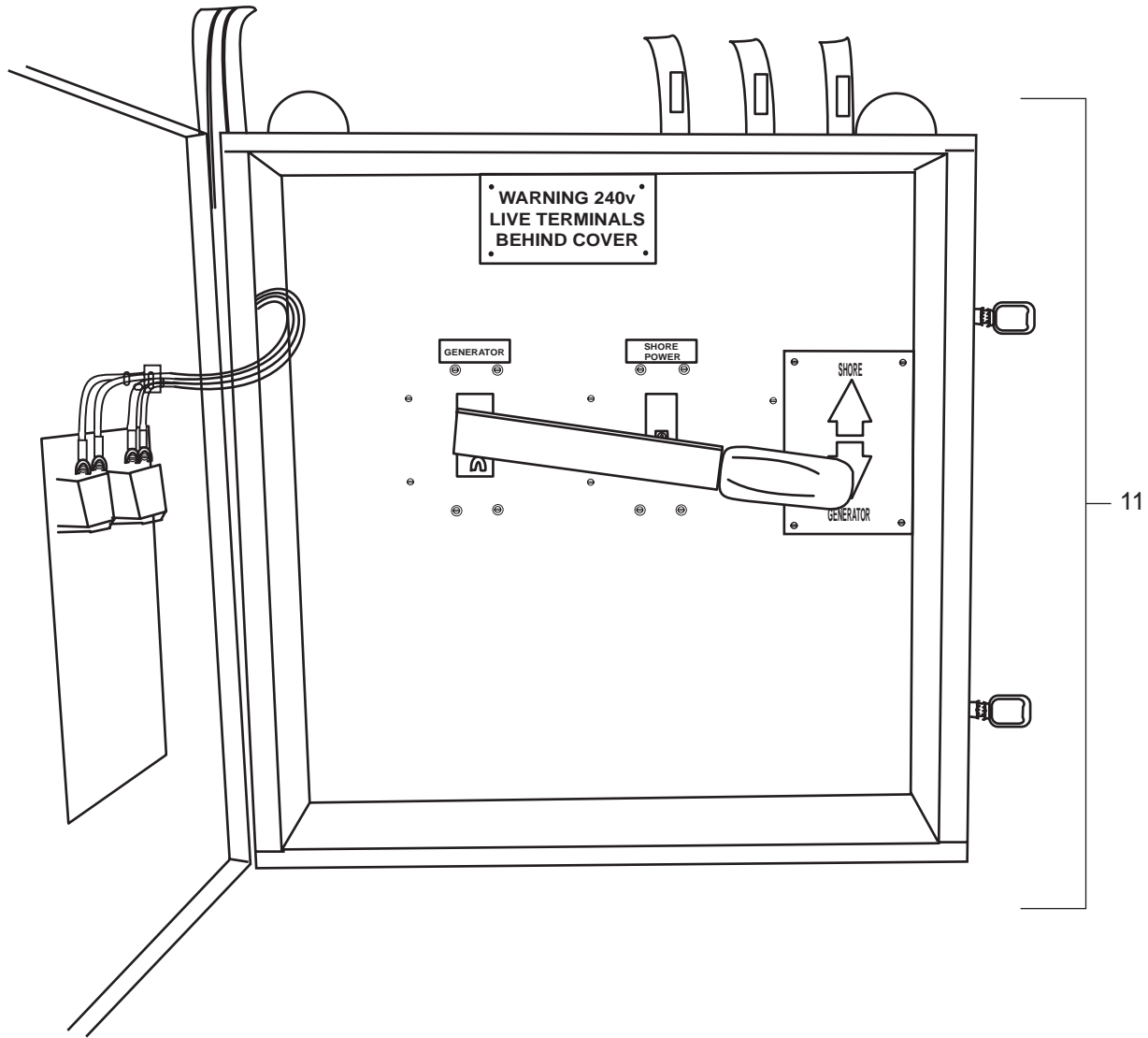


Figure 33. 220V / 110V Control and Distribution Panels (Sheet 2 of 4)

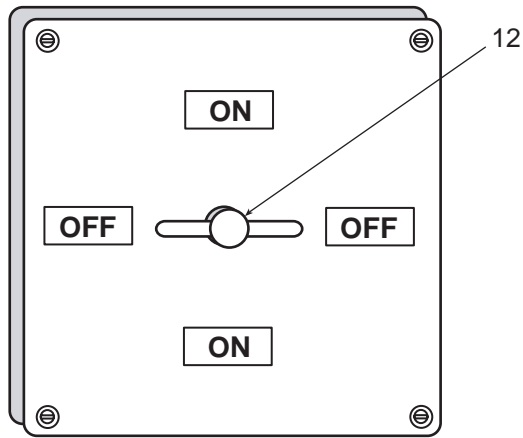
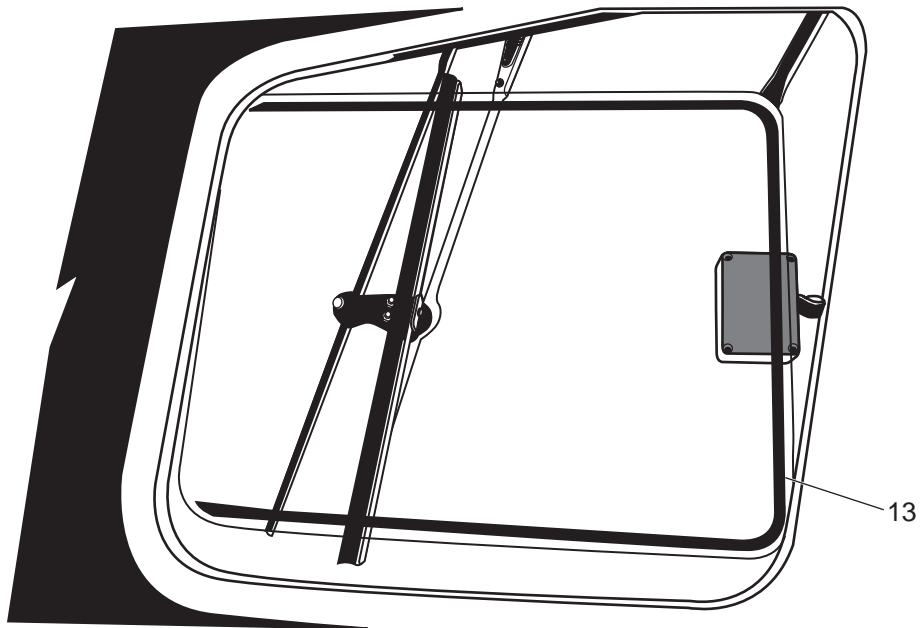



Figure 33. 220V / 110V Control and Distribution Panels (Sheet 3 of 4)



Port And Starboard Windshield Elements



Center Windshield Elements

Figure 33. 220V / 110V Control and Distribution Panels (Sheet 4 of 4)

(1)	(2)	(3)	(4)	(5)	(6)	(7)
ITEM NO.	SMR CODE	NSN	CAGEC	PART NUMBER	DESCRIPTION AND USABLE ON CODE (UOC)	QTY
					GROUP 030402	
					FIG. 33 220V/110V CONTROL AND DISTRIBUTION PANELS	
1	XDOZZ		U0906	53053&55435	..DISTRIBUTION BOX	1
2	XDOZZ		81541	AP-17-1-72F-153	...CIRCUIT BREAKER,15A CKT:005	1
3	PAOZZ	5925-01-400-0820	81541	AP-17-1-72F-203	...CIRCUIT BREAKER,20A F, CKTS:006,007	2
4	XDOZZ		81541	AP17-1-72F-502	...CIRCUIT BREAKER 5A, CKT: 008	1
5	XDOZZ		81541	UPGN-66-1-73F-25 3	...CIRCUIT BREAKER,25A F, CKTS:009	1
6	XDOZZ		81541	UPGN66-1-62-503	...CIRCUIT BREAKER 50 Amp, 220 Volt, Magnetic	1
7	PAOZZ	5925-01-342-8902	81541	AP-17-1-52-103	...CIRCUIT BREAKER,10A CKTS:011	1
8	XDOZZ		81541	AP-17-1-72-153	...CIRCUIT BREAKER,15A	5
9	PAOZZ	5925-01-400-0820	81541	AP17-1-72F-203	..CIRCUIT BREAKER 20 AMP, 220 Volt, Magnetic	2
10	XDOZZ		81541	AP-17-1-72-252	...CIRCUIT BREAKER,2.5 AMP	1
11	XDOZZ		81541	MTHXFDB20100GJU	..MANUAL TRANS SWITCH Enclosure NEMA 12, Breaker 2 Poles, 100 Amp, Frame FD 30-200A, Type MT (Non-Auto MNL Open), Fixed Mount, Norm/Emer, Interlock, 2 Pole Breaker	1
12	PAOZZ	5930-00-296-7318	80064	9000-S620274276T YPE3SR3A4-2	..SWITCH, ROTARY SNAP TPST, 30A	1
13	XDOZZ		OWP38	HS1418	..WINDOW DE-ICER 14" X 18", 110V,300W	2
14	XDOZZ		OWP38	HS1922	..WINDOW DE-ICER 19" X 22", 110V,300W	1
					END OF FIGURE	

UNIT, DIRECT SUPPORT, AND GENERAL SUPPORT MAINTENANCE
FOR LANDING CRAFT MECHANIZED (LCM-8) (ALL VESSELS WITH MOD 2 APPLICATION)

POWER TRANSFORMERS

REPAIR PARTS LIST

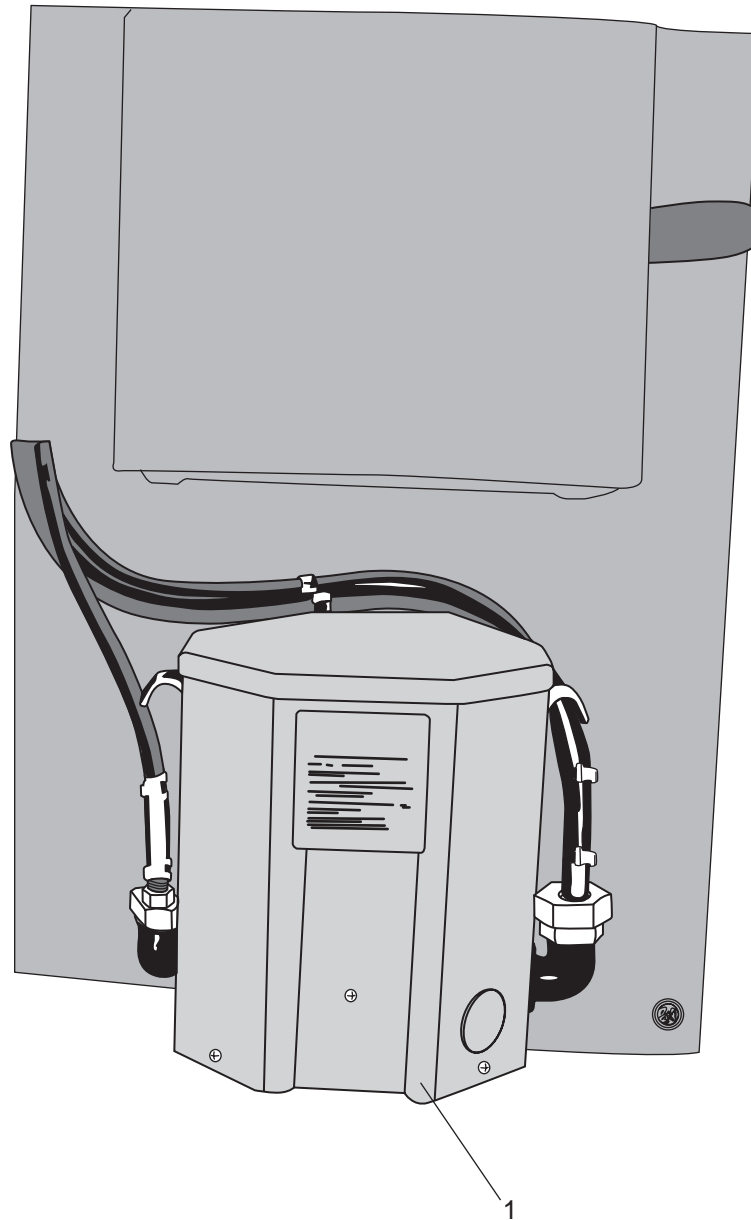


Figure 34. Power Transformers (Sheet 1 of 2)

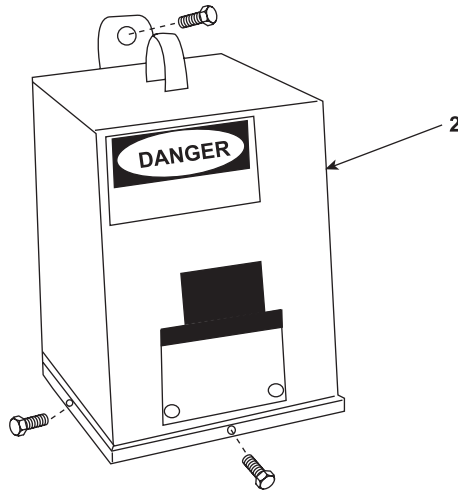


Figure 34. Power Transformers
(Sheet 2 of 2)

(1) ITEM NO.	(2) SMR CODE	(3) NSN	(4) CAGEC	(5) PART NUMBER	(6) DESCRIPTION AND USABLE ON CODE (UOC)	(7) QTY
					GROUP 030403	
					FIG. 34 POWER TRANSFORMERS	
1	PAOZZ	5950-01-261-4883	00159	T-2-53516-3S	..TRANSFORMER 10KVA, Totally Enclosed, Single Phase, 60 Hz, Primary 240 X 480, Secondary 120/240 Volts, General Purpose XFMR with taps class 115 C, Wall Mount	1
2	XDOZZ		WADES	TYPE PT1500	..TRANSFORMER,POWER	1
END OF FIGURE						

UNIT, DIRECT SUPPORT, AND GENERAL SUPPORT MAINTENANCE
 FOR LANDING CRAFT MECHANIZED (LCM-8) (ALL VESSELS WITH MOD 2 APPLICATION)

GENERATOR ASSEMBLY

REPAIR PARTS LIST

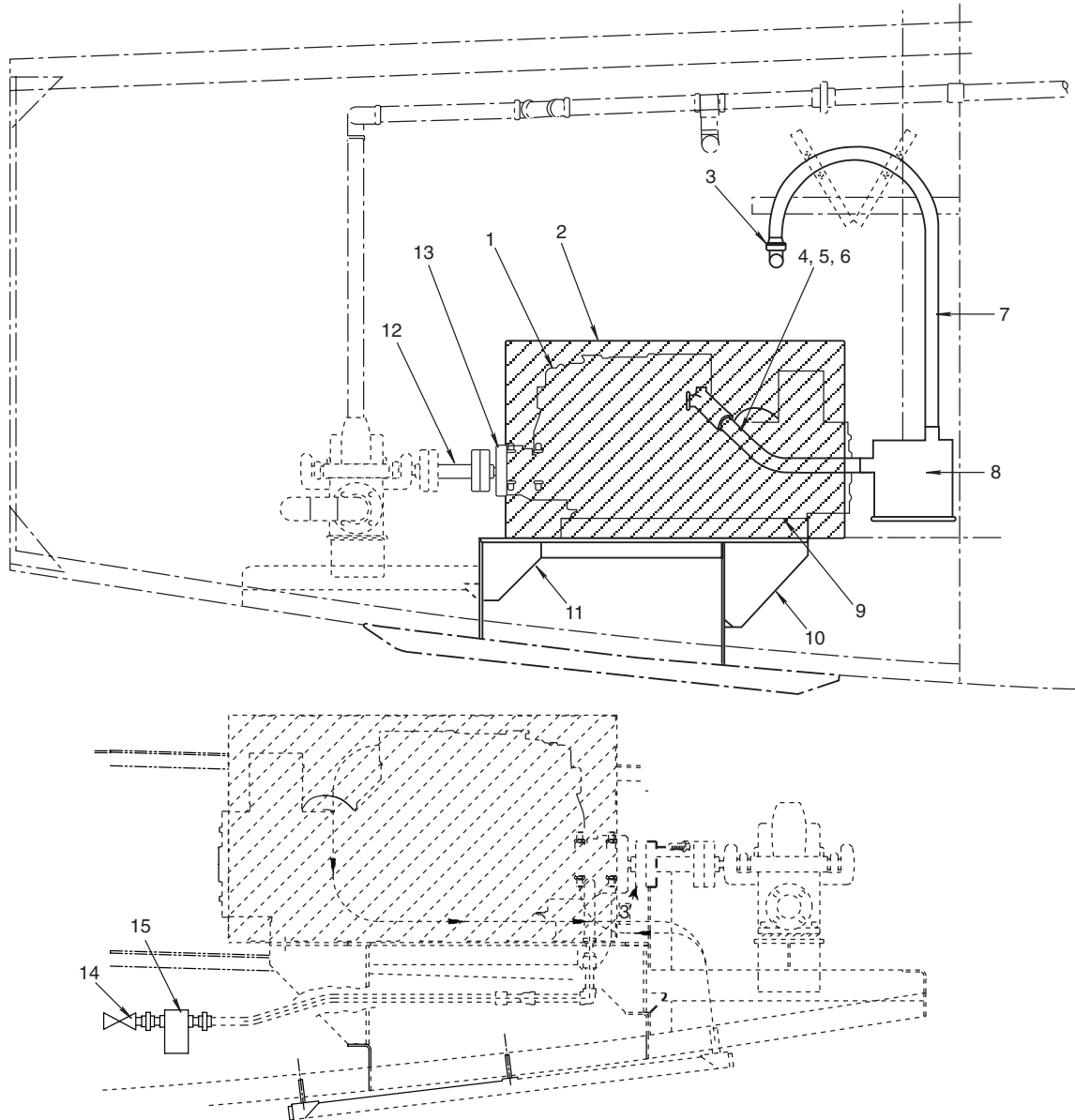


Figure 35. Generator Assembly (Sheet 1 of 2)

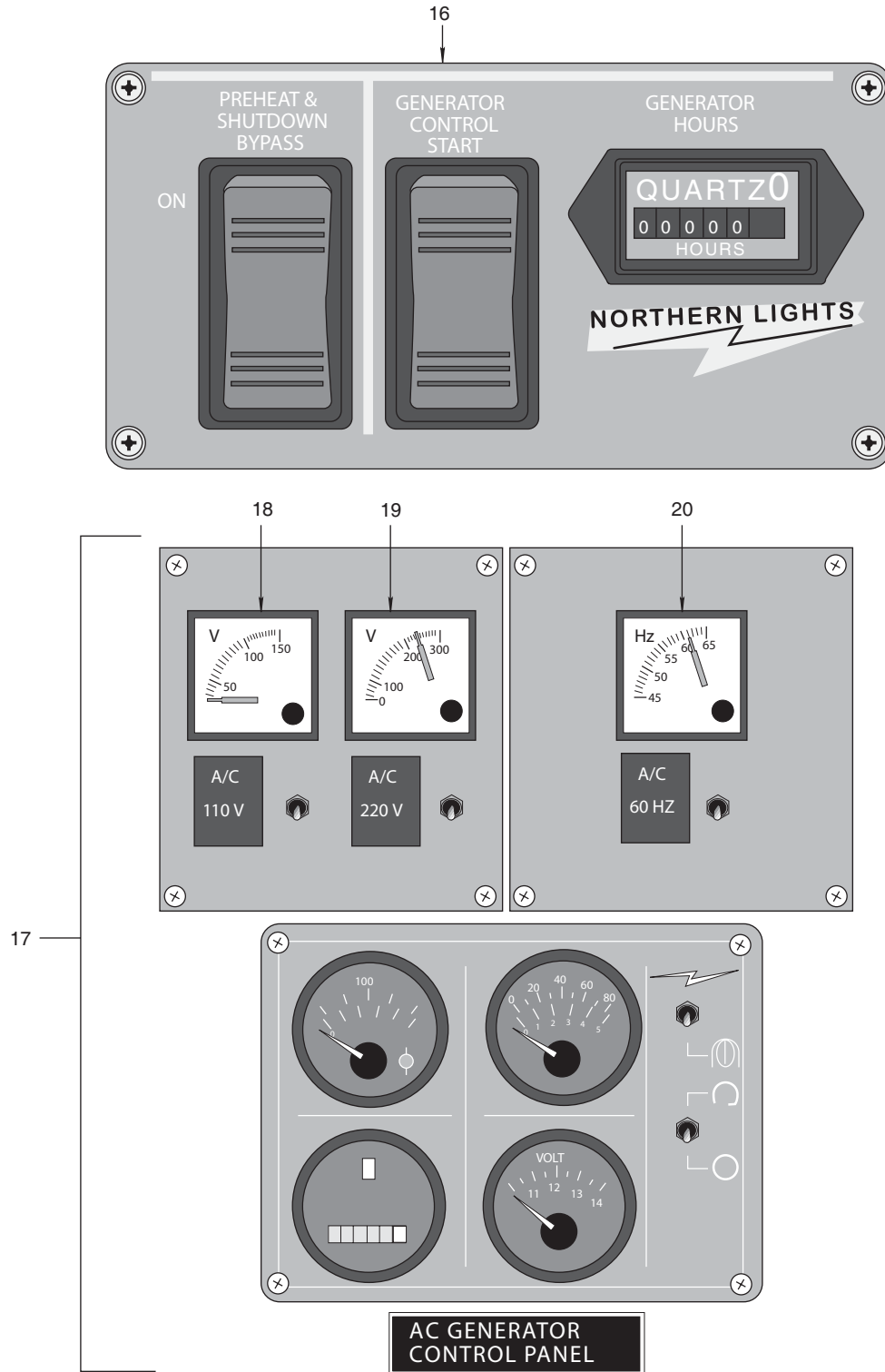


Figure 35. Generator Assembly (Sheet 2 of 2)

(1)	(2)	(3)	(4)	(5)	(6)	(7)
ITEM NO.	SMR CODE	NSN	CAGEC	PART NUMBER	DESCRIPTION AND USABLE ON CODE (UOC)	QTY
					GROUP 0305 FIG.35 GENERATOR ASSEMBLY	
	XCFHH		19099	LCM82-95-311-001	..GENERATOR INSTALLATION, LCM-8,MOD-2	1
1	XDFHH		8L945	ML844L	..GENERATOR,DIESEL 220/110VAC, 20KW.	1
2	XDFZZ		8L945	39-78400	..CABINET,ACOUSTIC	1
3	XDOZZ		19099	LCM82-95-311-001 FIND35	..VALVE,GATE,THREADED 2 NPS CLASS125	1
4	XDFZZ		8L945	22-42013	..SWITCH,TEMPERATURE	1
5	XDFZZ		8L945	27-38400	..PUMP,RAW WATER,WET EXHAUST	1
6	XDFZZ		8L945	135616234	..ELBOW,EXHAUST	1
7	XDFZZ		00XC0	440729	..LOOP,SUCTION GENERATOR EXHAUST COOLING, VENTED	1
8	XDFZZ		8L945	00-32000	..MUFFLER GENERATOR	1
9	XDFZZ		8L945	39-88401	..BASE,GENERATOR	1
10	XDFZZ		8L945	33-83106	..MOUNT,FRONT	2
11	XDFZZ		8L945	33-82205	..MOUNT,REAR	2
12	XDFZZ		8L945	39-68400	..PTO PANEL ADDITION	1
13	XDFZZ		8L945	34-68105	..CLUTCH,ELECTRIC 24V PTO/ELECTRIC CLUTCH H-28	1
14	XDOZZ		19099	LCM82-95-311-001 FIND19	..VALVE,GATE,3/4NPS, THREADED, CL 150	1
15	XDOZZ		72922	ARG-750-S-MP	..STRAINER,SEDIMENT SEA WATER STRAINER, 3/4"NPS,THREADED	1
16	XDFZZ		8L945	22-92120	..PANEL,CONTROL ENGINE ROOM	1
17	XDFZZ		8L945	22-92015	..PANEL,CONTROL 12V FLUSH CONSOLE CONTROL PANEL,PILOT HOUS	1
18	XDFZZ		0XZA8	DIN48ACVO-150V	..VOLTMETER AC DIN 48 VOLTMETER	1
19	XDFZZ		0XZA8	DIN48ACVO-300V	..VOLTMETER AC DIN 48 VOLTMETER	1
20	XDFZZ		0XZA8	DIN48-FR45-65/24 0V	..METER,FREQUENCY	1
					END OF FIGURE	

UNIT, DIRECT SUPPORT, AND GENERAL SUPPORT MAINTENANCE
 FOR LANDING CRAFT MECHANIZED (LCM-8) (ALL VESSELS WITH MOD 2 APPLICATION)

LIGHTING FIXTURES

REPAIR PARTS LIST

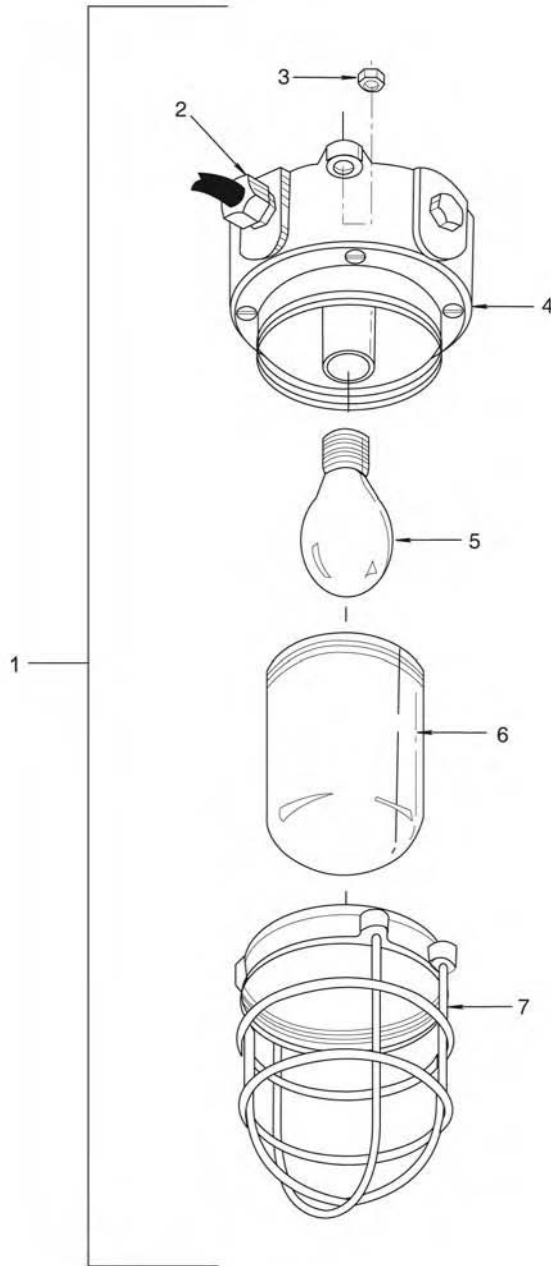


Figure 36. Lighting Fixtures (Sheet 1 of 6)

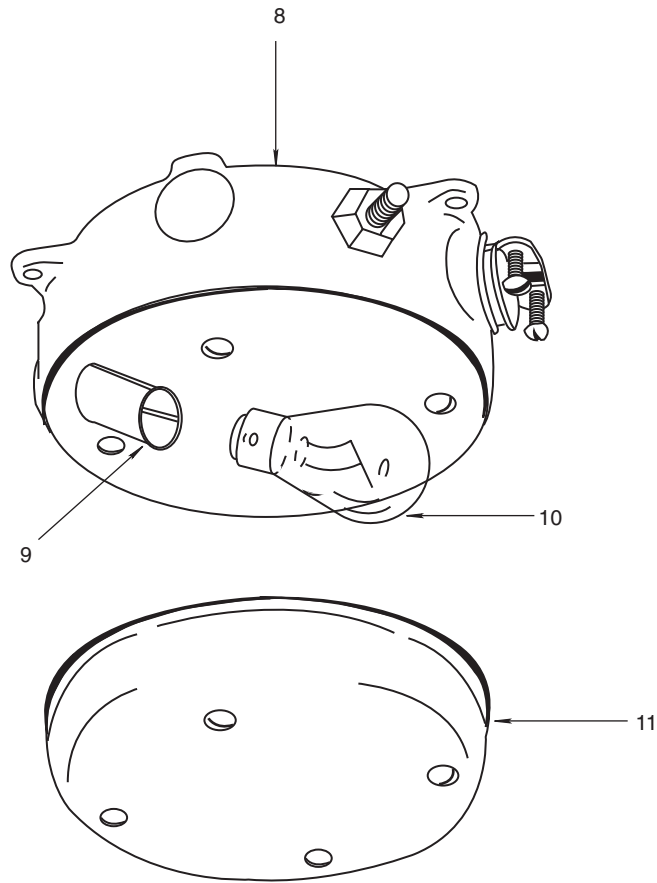


Figure 36. Lighting Fixtures (Sheet 2 of 6)

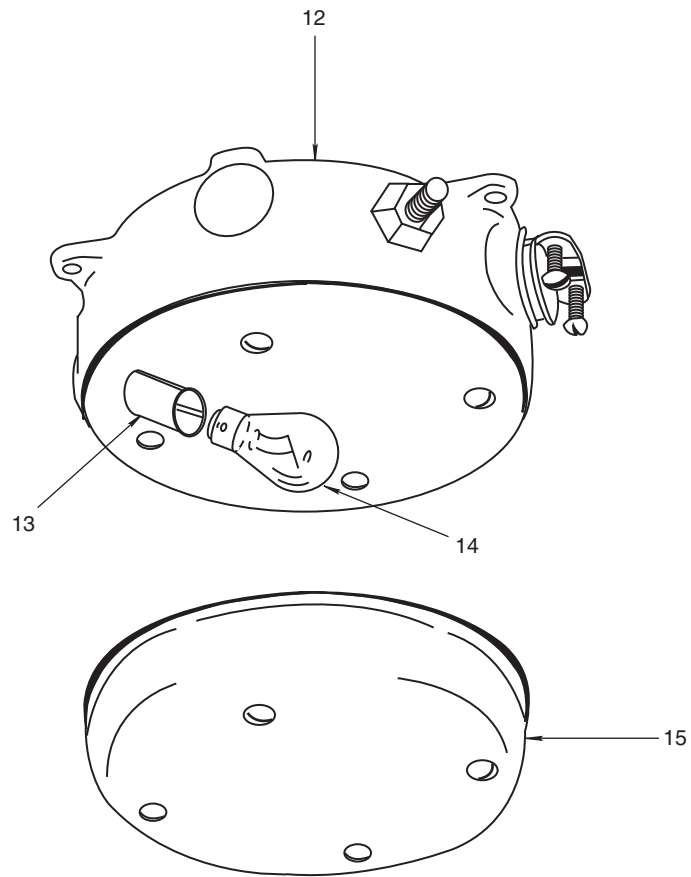


Figure 36. Lighting Fixtures (Sheet 3 of 6)

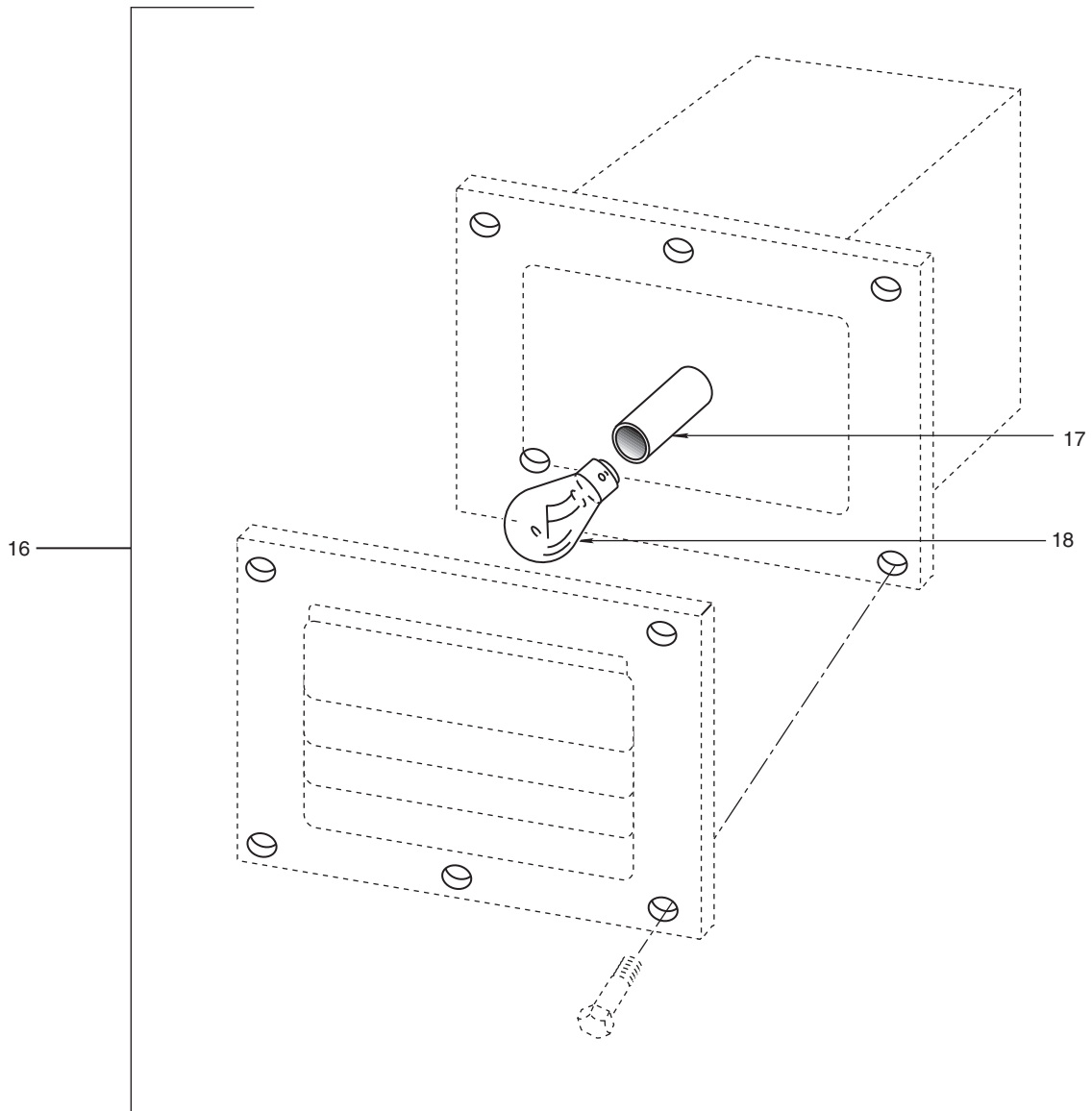


Figure 36. Lighting Fixtures (Sheet 4 of 6)

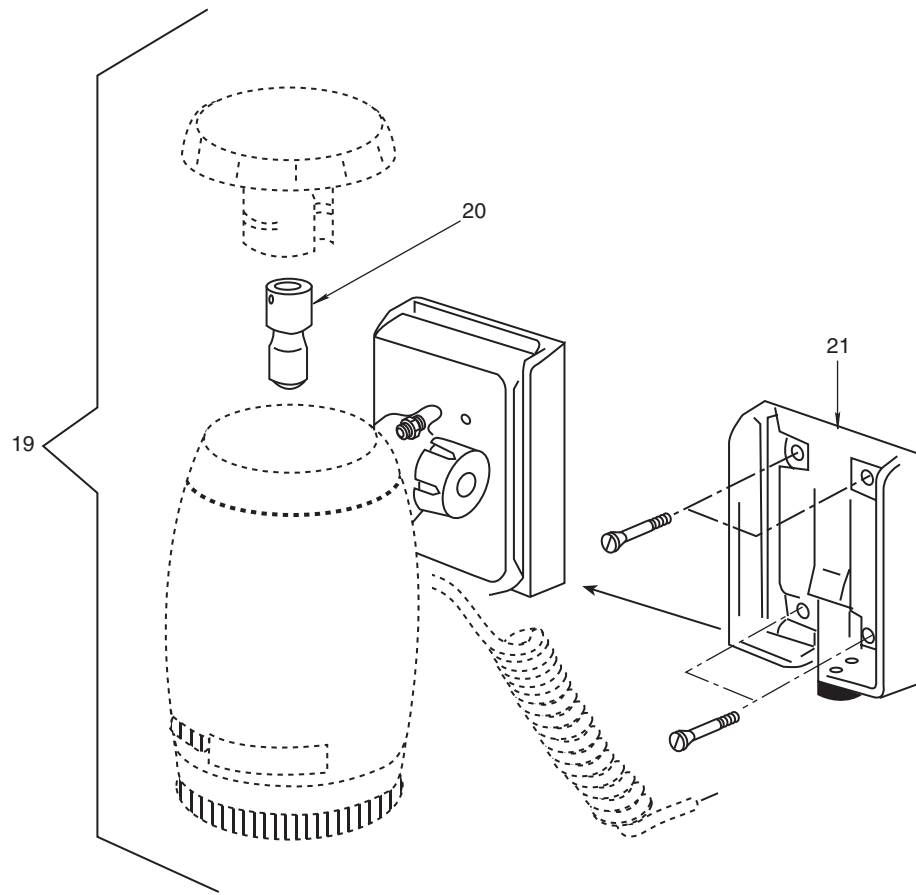


Figure 36. Lighting Fixtures (Sheet 5 of 6)

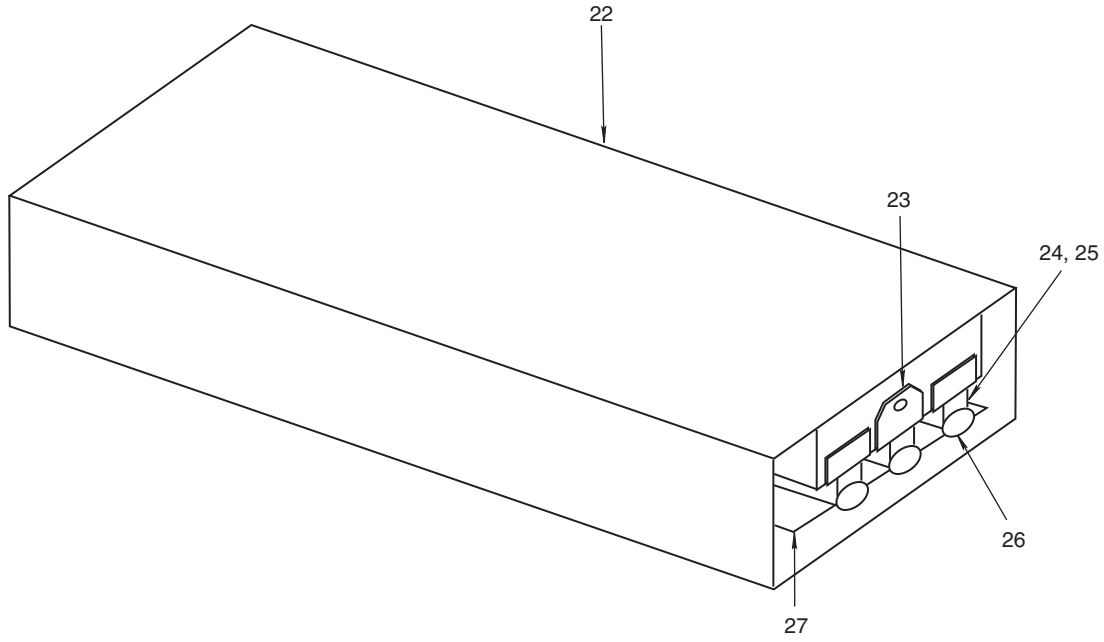


Figure 36. Lighting Fixtures (Sheet 6 of 6)

(1) ITEM NO.	(2) SMR CODE	(3) NSN	(4) CAGEC	(5) PART NUMBER	(6) DESCRIPTION AND USABLE ON CODE (UOC)	(7) QTY
					GROUP 0306	
					FIG. 36 LIGHTING FIXTURES AND SWITCHES	
1	XDOOO		95405	717B	.FIXTURE,LIGHTING	1
2	PAOZZ	6210-00-548-0428	96906	M19622/4-001	..TUBE,STUFFING STRAIGHT	1
3	PAOZZ	6250-00-362-2154	96906	MS51971-1	..NUT,PLAIN,HEXAGON	1
4	XDOZZ		95405	524	..BOX,JUNCTION CAST BRONZE	1
5	PAOZZ	6240-01-157-5114	88204	100A/90WM	..LAMP,INCANDESCENT	1
6	PAOZZ	6210-01-163-7083	95405	206	..GLOBE,ELECTRIC LIGHT	1
7	PAOZZ	6210-00-399-7028	95405	136C	..GUARD,CAST BRASS	1
8	PDOOO	6240-00-155-8693	81349	M16377/36-95.1	.FIXTURE,LIGHTING DOME LIGHT,24V,25W, PILOT HOUSE & W/C	1
9	PAOZZ	6210-00-295-2838	81349	M970/14-1	..LAMPHOLDER	1
10	PAOZZ	6240-00-155-8693	96906	MS15584-4	..LAMP,INCANDESCENT	1
11	PAOZZ	6210-00-548-0428	81349	M16377/36-003	..WINDOW,LIGHTING FIXTURE, WHITE	1
12	XDOOO		81349	M16377/36-97.1	.FIXTURE,LIGHTING RED DOME LIGHT,24V,25W,PILOT HOUSE & W/C	1
13	PAOZZ	6210-00-295-2838	81349	M970/14-1	..LAMPHOLDER	1
14	PAOZZ	6240-00-155-8693	96906	MS15584-4	..LAMP,INCANDESCENT	1
15	XDOZZ		81349	M16377/36-004	..WINDOW,LIGHTING FIXTURE, RED	1
16	XDOOO		95405	824AS	.FIXTURE,LIGHTING	4
17	XDOZZ		95405	INX4088	..LAMPHOLDER	1
18	PAOZZ	6240-00-155-8651	96906	MS15586-7	..LAMP,INCANDESCENT LAMP TYPE A19,24V,25W	1
19	XDOZZ		61204	3132013	.FIXTURE,LIGHTING AQUA SIGNAL CHART LIGHT, 5W,24VDC	1
20	PAOZZ		61204	90400247	..LIGHT,UTILITY,VEHICULAR	1
21	XDOZZ		61204	23132020	..LAMP HOLDER	1
22	PAOOO	6240-00-155-8651	85213	100.SPF.20/3	.FIXTURE,LIGHTING COMB. WHT/RED FLUOR TUBES(3) 20W,24V, 28"LG	1
23	XDOZZ		85213	P-2513	..BALLAST	1
24	XDOZZ		85213	P-1685	..LAMPHOLDER(STA)	1
25	XDOZZ		85213	P-1685-A	..LAMPHOLDER(TEL)	1

(1)	(2)	(3)	(4)	(5)	(6)	(7)
ITEM NO.	SMR CODE	NSN	CAGEC	PART NUMBER	DESCRIPTION AND USABLE ON CODE (UOC)	QTY
26	PAOZZ	6240-00-152-2996	58536	A-A55005-1	..LAMP,FLUORESCENT	3
27	PAOZZ	6210-00-295-2838	81349	M16377/42-003	..FILTER,INDICATOR LI	1
END OF FIGURE						

UNIT, DIRECT SUPPORT, AND GENERAL SUPPORT MAINTENANCE
FOR LANDING CRAFT MECHANIZED (LCM-8) (ALL VESSELS WITH MOD 2 APPLICATION)

AN/PSN-11 GPS (GPS 9801)

REPAIR PARTS LIST

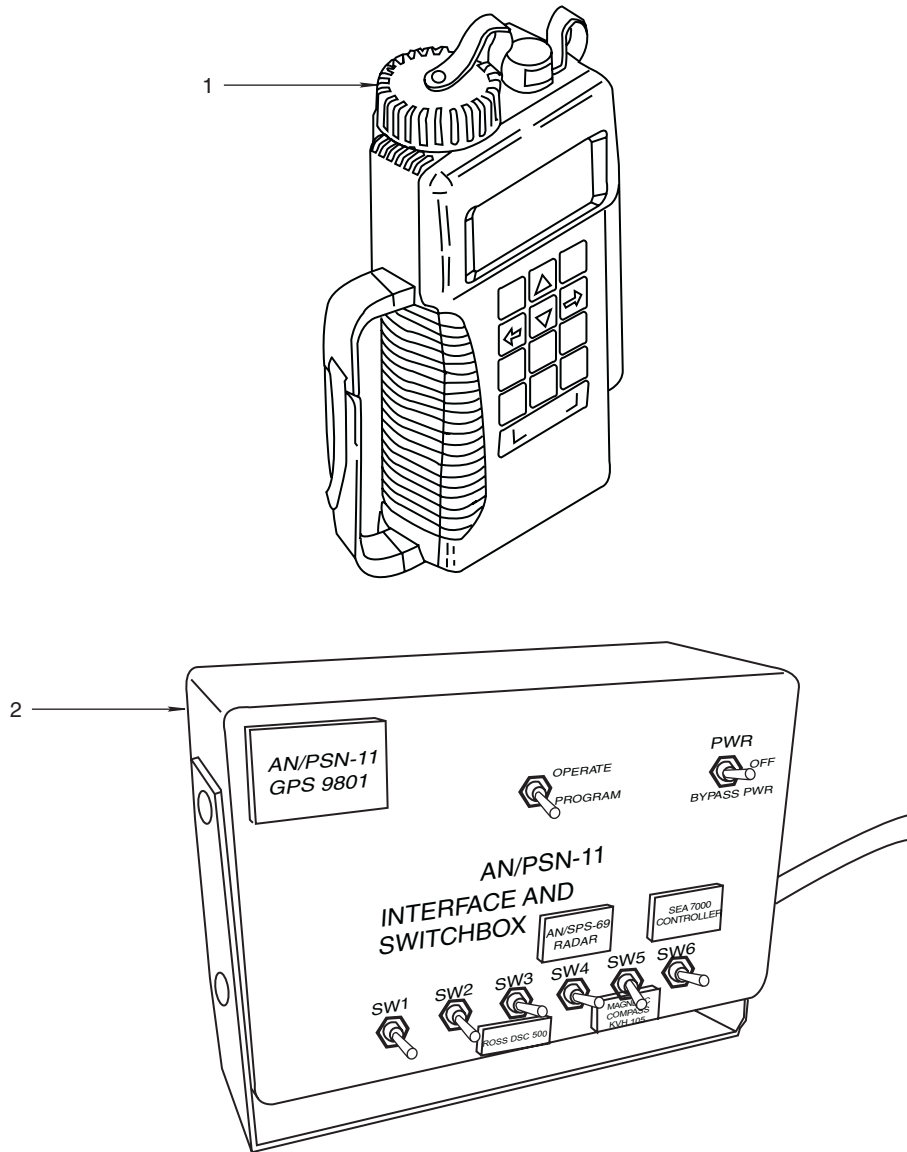


Figure 37. GPS

(1)	(2)	(3)	(4)	(5)	(6)	(7)
ITEM NO.	SMR CODE	NSN	CAGEC	PART NUMBER	DESCRIPTION AND USABLE ON CODE (UOC)	QTY
					GROUP 0401	
					FIG. 37 AN/PSN-11 GPS (GPS 9801)	
1	PAOFF	5825-01-395-3513	13499	AN/PSN-11(V)1	.GPS RECEIVER	1
2	XDOFF		13499	AN/PSN-11	.INTFC & SW BOX	1
					END OF FIGURE	

**UNIT, DIRECT SUPPORT, AND GENERAL SUPPORT MAINTENANCE
FOR LANDING CRAFT MECHANIZED (LCM-8) (ALL VESSELS WITH MOD 2 APPLICATION)**

DIGITAL COMPASS SYSTEM (KVH MV 103AC)

REPAIR PARTS LIST




Figure 38. Digital Compass System (KVH MV103 AC)

(1)	(2)	(3)	(4)	(5)	(6)	(7)
ITEM NO.	SMR CODE	NSN	CAGEC	PART NUMBER	DESCRIPTION AND USABLE ON CODE (UOC)	QTY
					GROUP 0403	
					FIG. 38 DIGITAL COMPASS SYSTEM (KVH MV 103AC)	
1	XDOFF		72197	KVH 103AC	.COMPASS,MAGNETIC,MO	1
					END OF FIGURE	

UNIT, DIRECT SUPPORT, AND GENERAL SUPPORT MAINTENANCE
FOR LANDING CRAFT MECHANIZED (LCM-8) (ALL VESSELS WITH MOD 2 APPLICATION)

GENERAL ALARM SYSTEM

REPAIR PARTS LIST

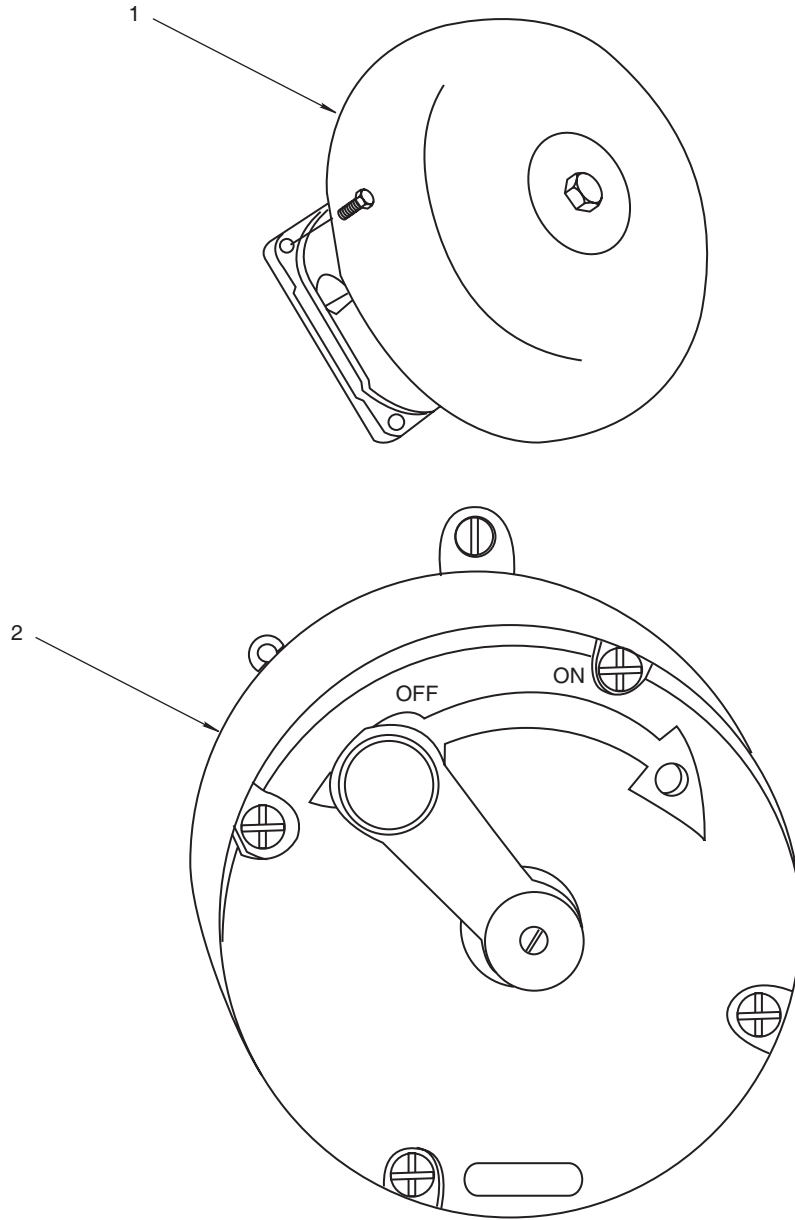


Figure 39. General Alarm System (Sheet 1 of 2)

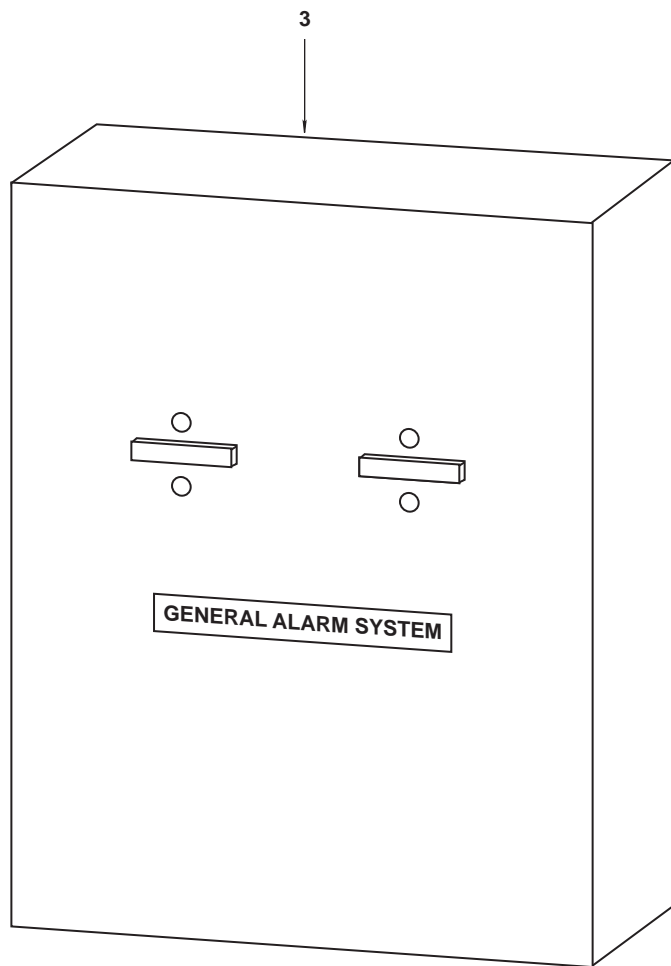


Figure 39. General Alarm System (Sheet 2 of 2)

(1)	(2)	(3)	(4)	(5)	(6)	(7)
ITEM NO.	SMR CODE	NSN	CAGEC	PART NUMBER	DESCRIPTION AND USABLE ON CODE (UOC)	QTY
					GROUP 040401	
					FIG. 39 GENERAL ALARM SYSTEM	
	XDOOO		19099	LCM82-95-436-C	.GENERAL ALARM SYS	1
1	PAOZZ	6350-01-438-7198	73274	96UD8S-024	..BELL,8",24VDC	2
2	PAOZZ	5930-01-315-8942	73274	6916	..SWITCH,ROTARY	1
3	PAOZZ	5935-01-260-9592	0L201	GA2	..DIST PANEL	1
					END OF FIGURE	

UNIT, DIRECT SUPPORT, AND GENERAL SUPPORT MAINTENANCE
FOR LANDING CRAFT MECHANIZED (LCM-8) (ALL VESSELS WITH MOD 2 APPLICATION)

FIRE DETECTION SYSTEM

REPAIR PARTS LIST

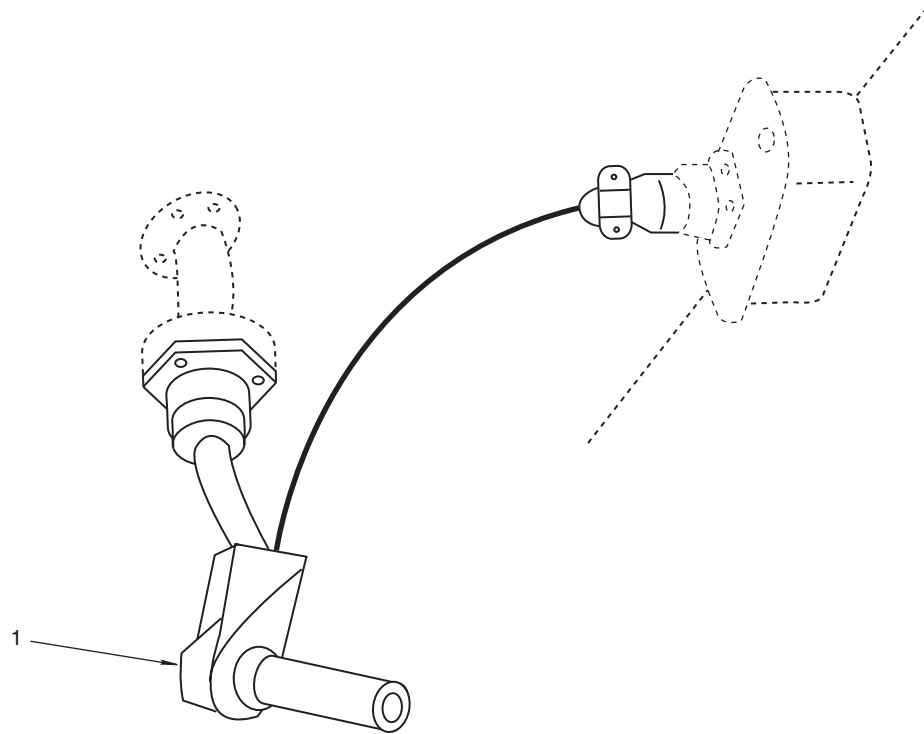


Figure 40. Fire Detection System (Sheet 1 of 4)

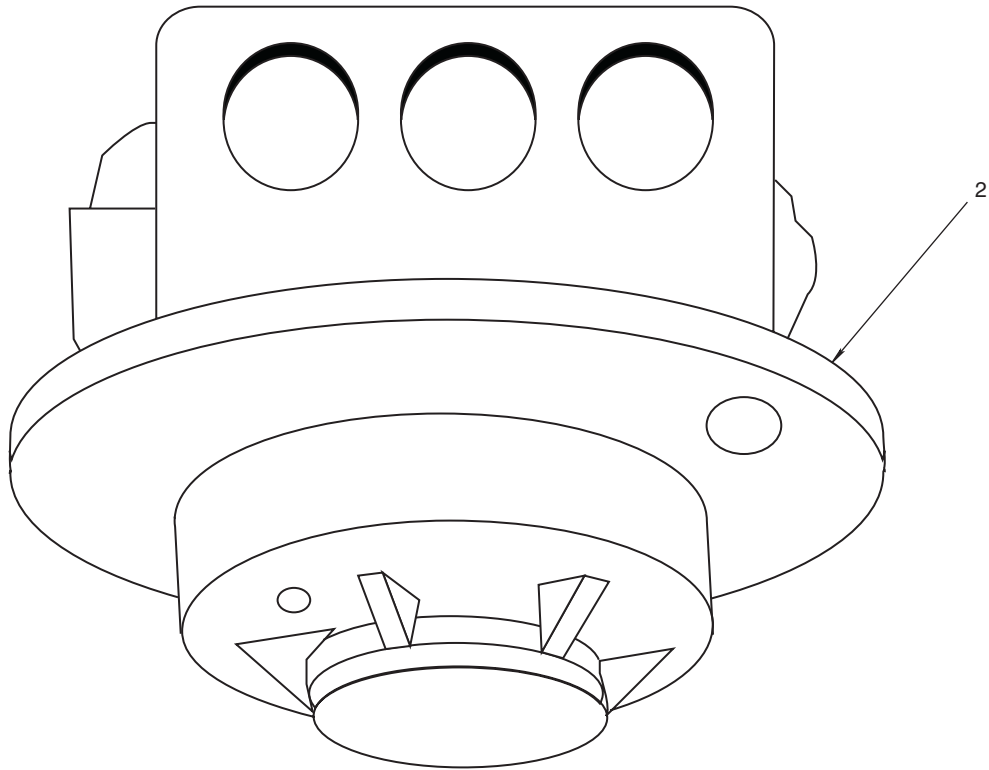


Figure 40. Fire Detection System (Sheet 2 of 4)




Figure 40. Fire Detection System (Sheet 3 of 4)




Figure 40. Fire Detection System (Sheet 4 of 4)

(1)	(2)	(3)	(4)	(5)	(6)	(7)
ITEM NO.	SMR CODE	NSN	CAGEC	PART NUMBER	DESCRIPTION AND USABLE ON CODE (UOC)	QTY
					GROUP 040402	
					FIG. 40 FIRE DETECTION SYSTEM	
	XCOOO		61423	189362	.FIRE DETECTION SYS	1
1	XDOZZ		61423	473220	..FIRE DETECTOR	3
2	XDOZZ		61423	PSD7155	..SMOKE DETECTOR	2
3	PAOZZ	5825-01-471-0269	61423	325081	..HORN/STROBE	1
4	XDOZZ		61423	473913	..ALARM PANEL	1
					END OF FIGURE	

UNIT, DIRECT SUPPORT, AND GENERAL SUPPORT MAINTENANCE
FOR LANDING CRAFT MECHANIZED (LCM-8) (ALL VESSELS WITH MOD 2 APPLICATION)

RADIO SYSTEMS

REPAIR PARTS LIST

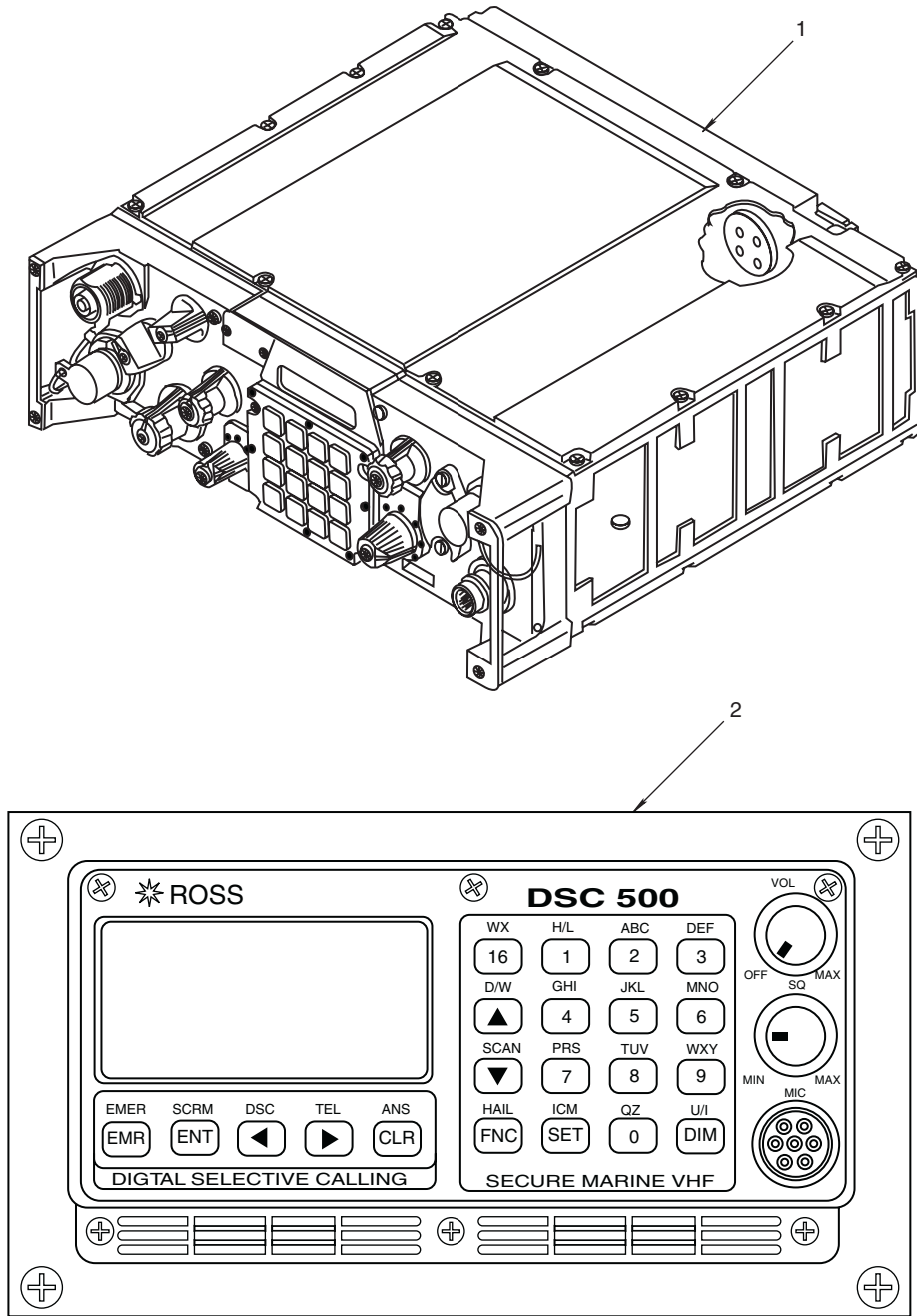


Figure 41. Radio Systems (Sheet 1 of 7)

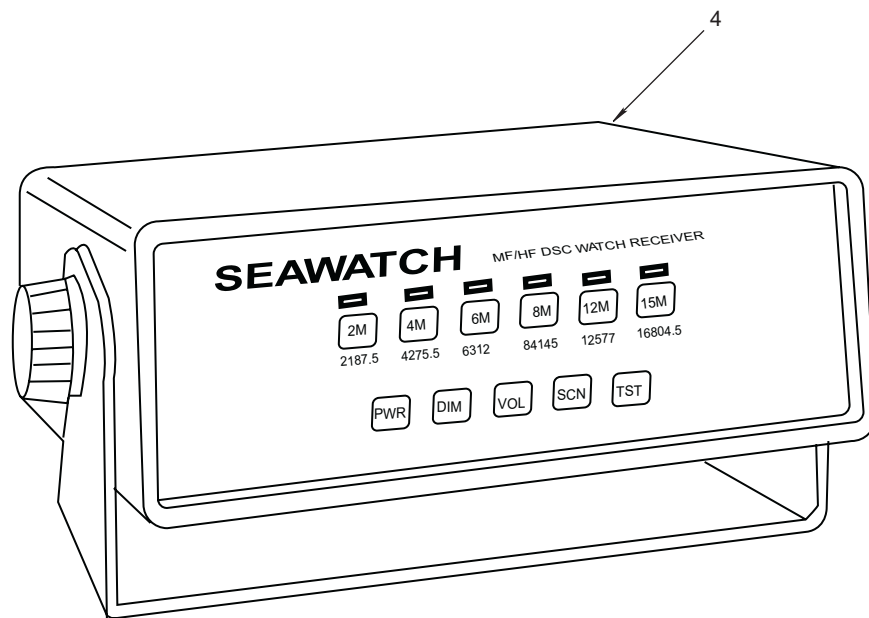
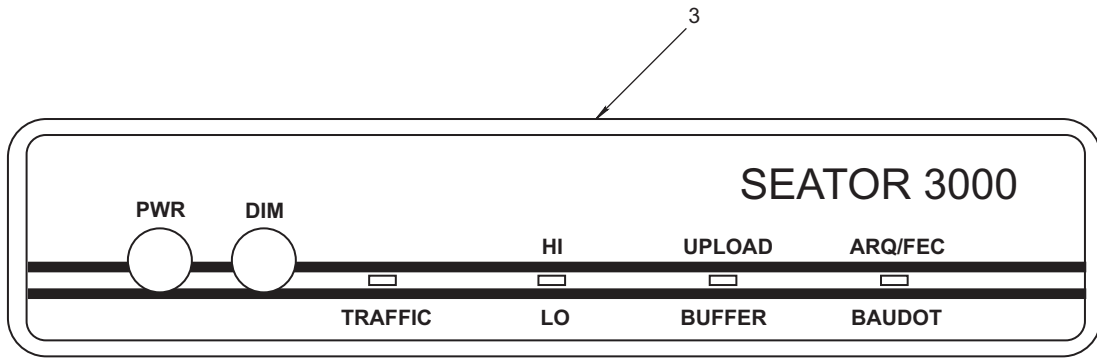


Figure 41. Radio Systems (Sheet 2 of 7)

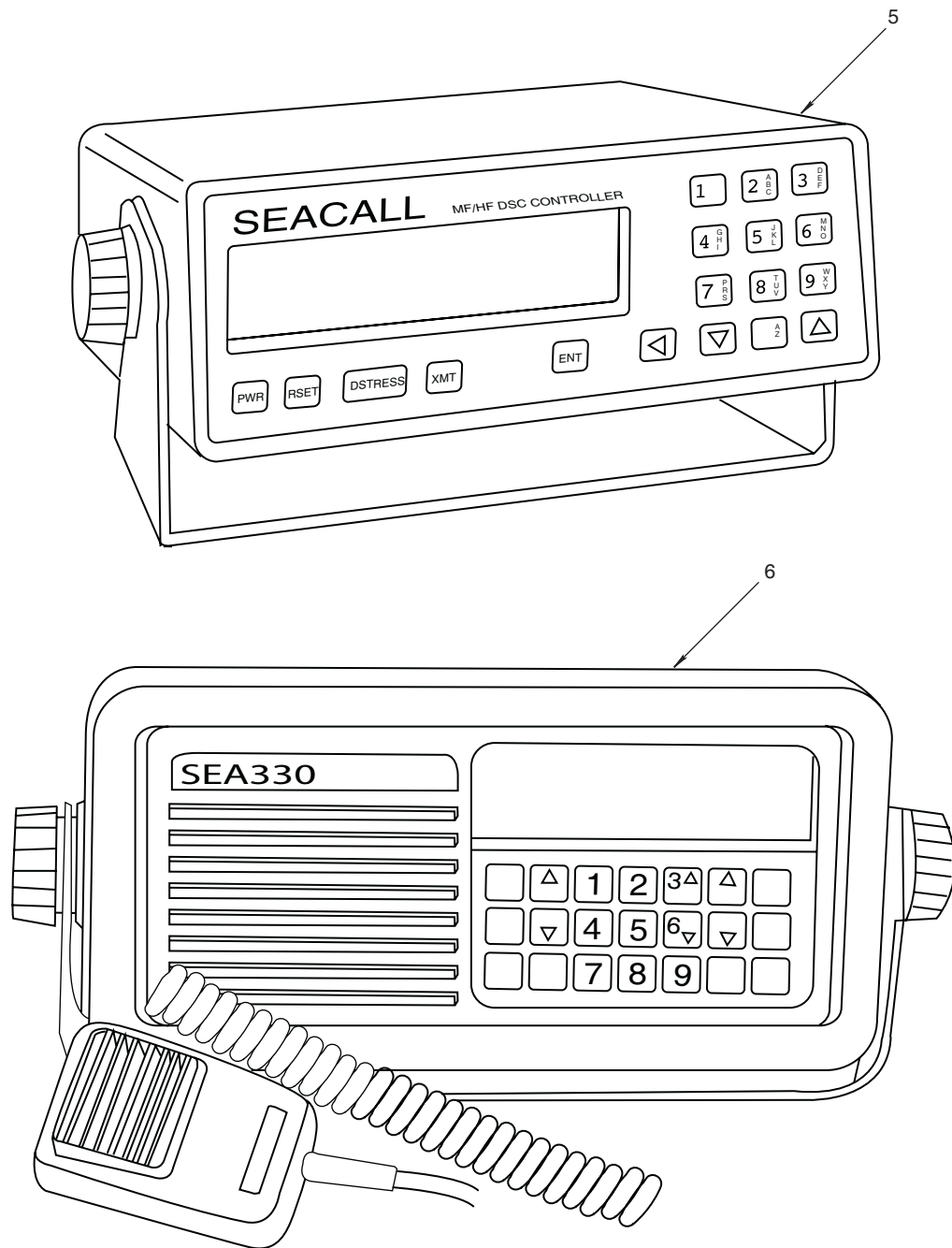


Figure 41. Radio Systems (Sheet 3 of 7)

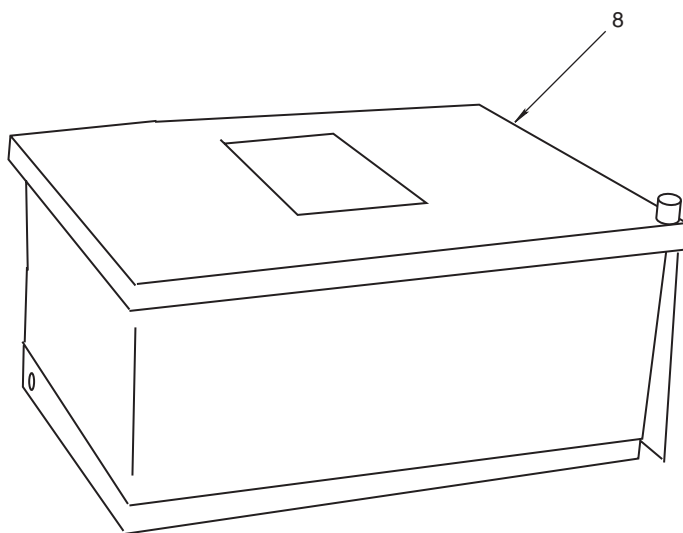
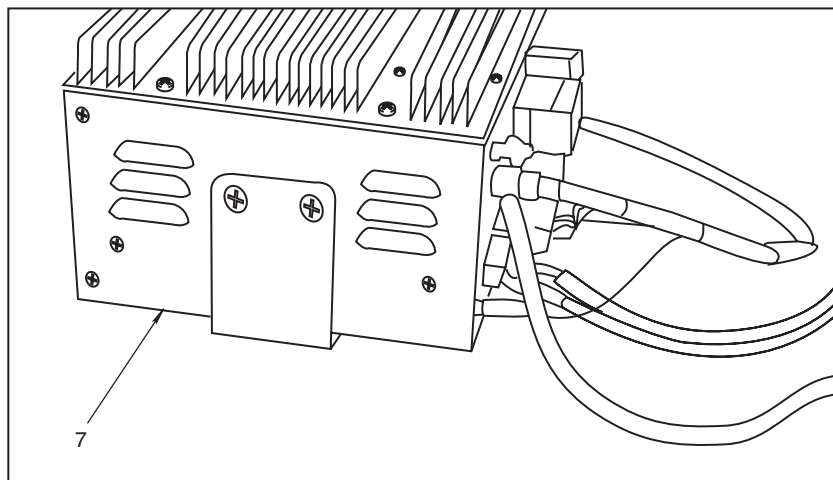


Figure 41. Radio Systems (Sheet 4 of 7)

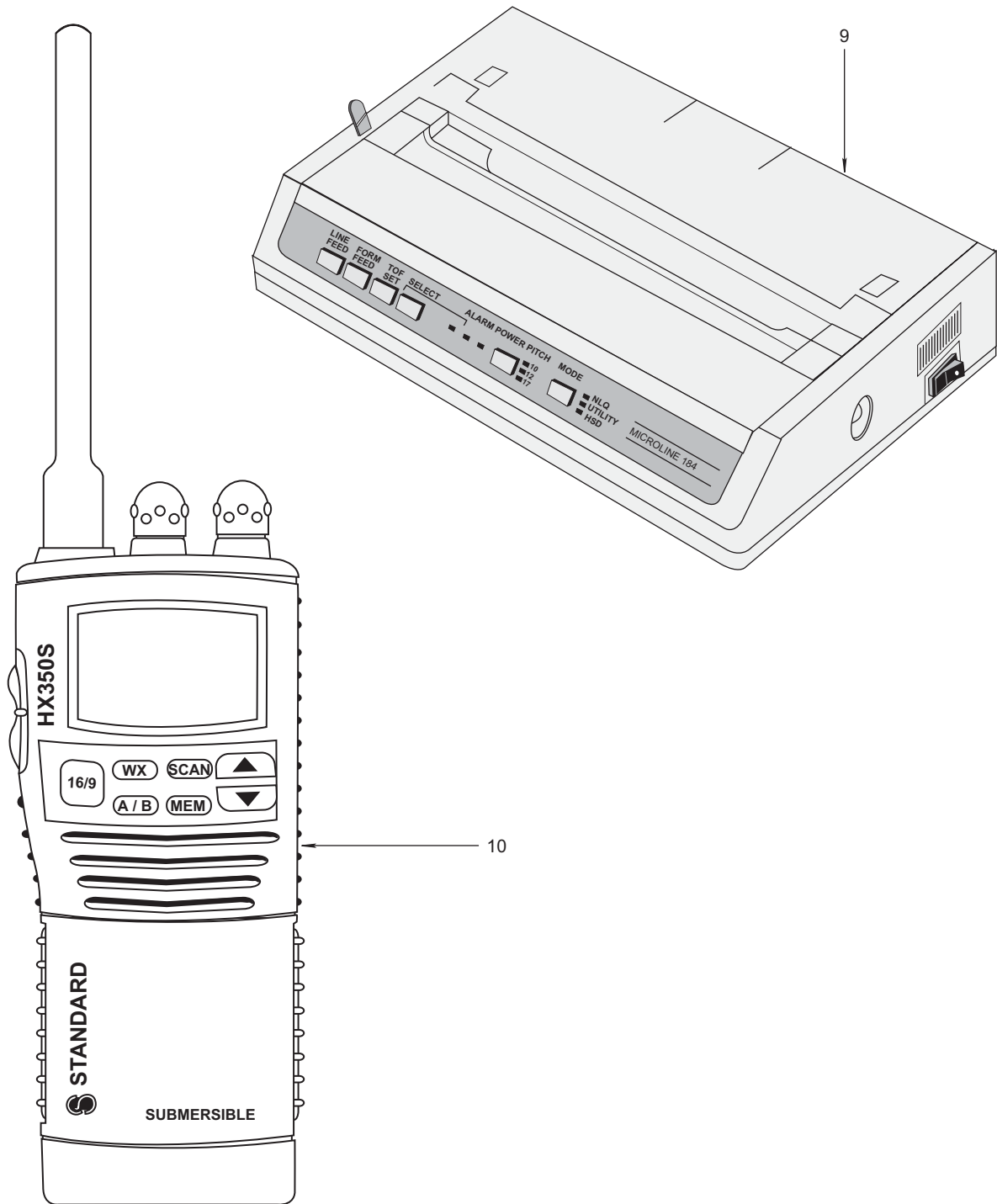


Figure 41. Radio Systems (Sheet 5 of 7)

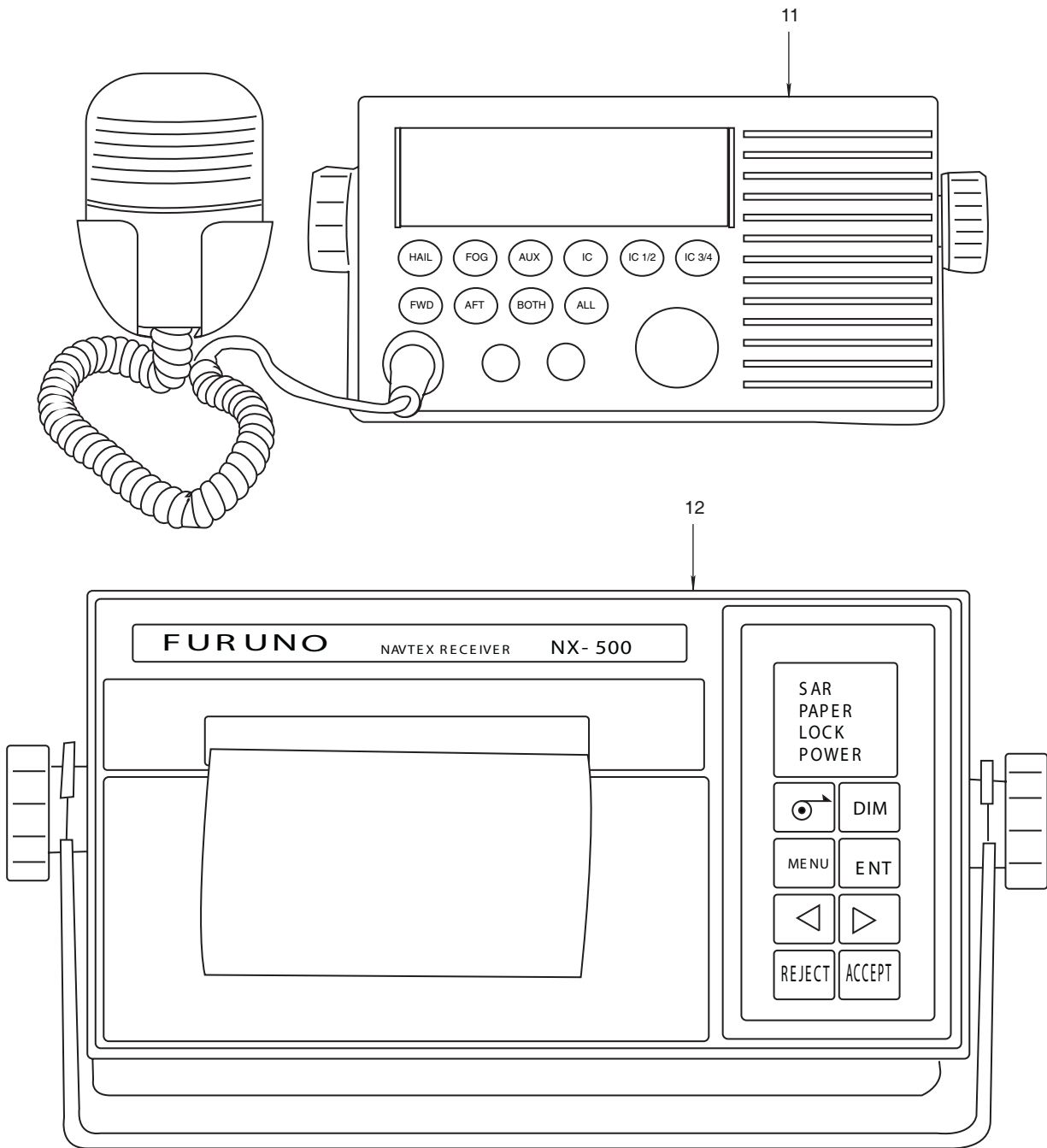


Figure 41. Radio Systems (Sheet 6 of 7)

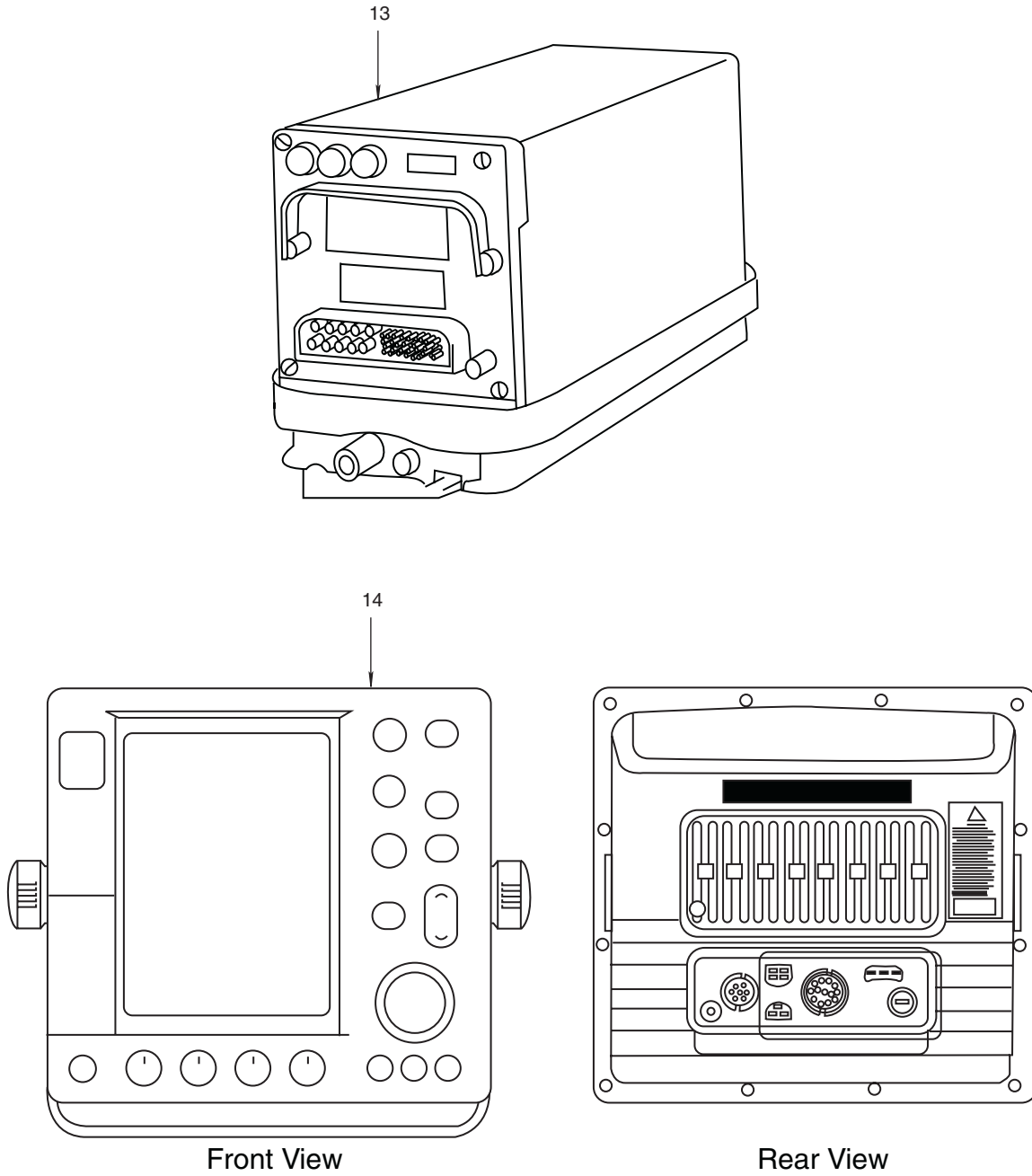


Figure 41. Radio Systems (Sheet 7 of 7)

(1)	(2)	(3)	(4)	(5)	(6)	(7)
ITEM NO.	SMR CODE	NSN	CAGEC	PART NUMBER	DESCRIPTION AND USABLE ON CODE (UOC)	QTY
					GROUP 0405	
					FIG. 41 RADIO SYSTEMS	
1	XDOHH		80058	AN/VRC-92A	.RADIO SET SINGGARS	1
2	PAOHH	5825-01-471-0269	0WF67	DSC500	.RADIO SET	1
3	XDOHH		0E8U6	SEA3000	.SEATOR MODEM	1
4	PDOHH	7025-01-471-0268	0E8U6	7001	.RECEIVER, DIGITAL DA	1
5	PDOHH	7025-01-471-7799	0E8U6	7000G	.RECEIVER, DIGITAL DA	1
6	PDOHH	5820-01-471-7798	0E8U6	330	.RECEIVER-TRANSMITTE	1
7	PDOHH		0E8U6	SEA3301	.MF/HF TRANSCEIVER	1
8	XDOHH		0E8U6	SEA1630	.RF COUPLER	1
9	PDOHH	7025-01-341-5929	25405	ML184 TURBO	.PRINTER,AUTOMATIC SERIAL AND PARALLEL	2
10	XDOHH		61057	HX350SAS1SL	.RECEIVER-TRANSMITTER, RADIO	2
11	PDOHH	5830-01-397-7557	7H422	RAY430	.PUBLIC ADDRESS SET	1
12	XDOHH		S0622	NX-500	.RECEIVER, RADIO	1
13	PDOHH	5895-00-879-0211	80058	AN/APX-72	.TRANSPONDER SET W/ACCESSORIES	1
14	XDOHH		1TC81	R-80	.RADAR DATA	1
					END OF FIGURE	

**UNIT, DIRECT SUPPORT, AND GENERAL SUPPORT MAINTENANCE
FOR LANDING CRAFT MECHANIZED (LCM-8) (ALL VESSELS WITH MOD 2 APPLICATION)**

ANTENNA ASSEMBLIES

REPAIR PARTS LIST

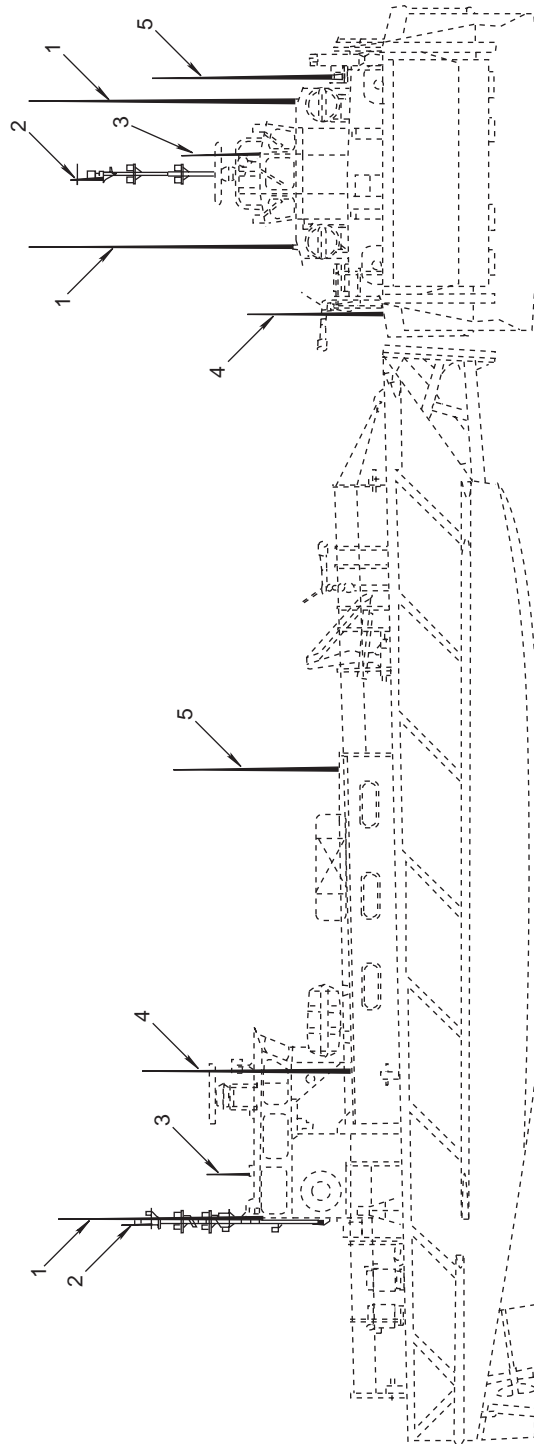


Figure 42. Antenna Assemblies

(1)	(2)	(3)	(4)	(5)	(6)	(7)
ITEM NO.	SMR CODE	NSN	CAGEC	PART NUMBER	DESCRIPTION AND USABLE ON CODE (UOC)	QTY
					GROUP 040516	
					FIG. 42 ANTENNA ASSEMBLIES	
	XCOHH	19207		LCM8-2-00-005	.ANTENNAS, GENERAL ARRANGEMENT, LCM9,MOD2	1
1	PAOZZ	5985-01-052-1272	23657	390-1	..ANTENNA, WATCH/NAVTEX RECEIVER	1
2	XDOZZ		0UVG2	AT575-32W-TUCF-00-RG-36-NM	..ANTENNA, GPS RCVR AN/PSN-11(V)1	1
3	PAOZZ	5985-00-974-5834	23657	396-1	..ANTENNA, VHF/FM XCVR DSC500	1
4	PAOZZ	5985-01-308-8988	80058	AS-3900A/VRC	..ANTENNA AN/VRC-46	1
5	PAOZZ	5985-01-471-7205	23657	5300	..ANTENNA	1
					END OF FIGURE	

**UNIT, DIRECT SUPPORT, AND GENERAL SUPPORT MAINTENANCE
FOR LANDING CRAFT MECHANIZED (LCM-8) (ALL VESSELS WITH MOD 2 APPLICATION)**

NAVIGATIONAL LIGHTS: BULBS AND LENS HOUSING

REPAIR PARTS LIST

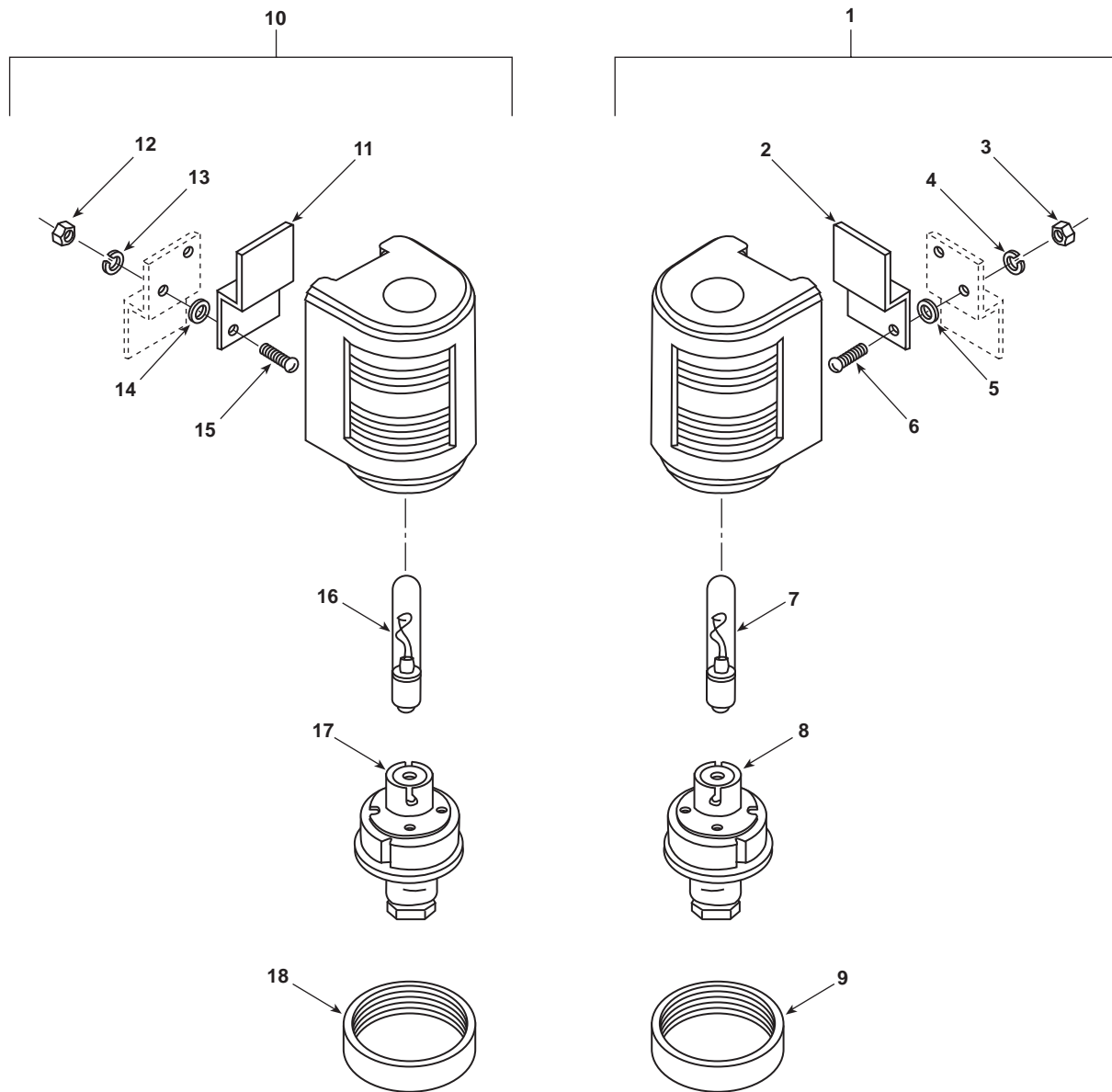


Figure 43. Navigational Lights: Bulbs and Lens Housing (Sheet 1 of 5)

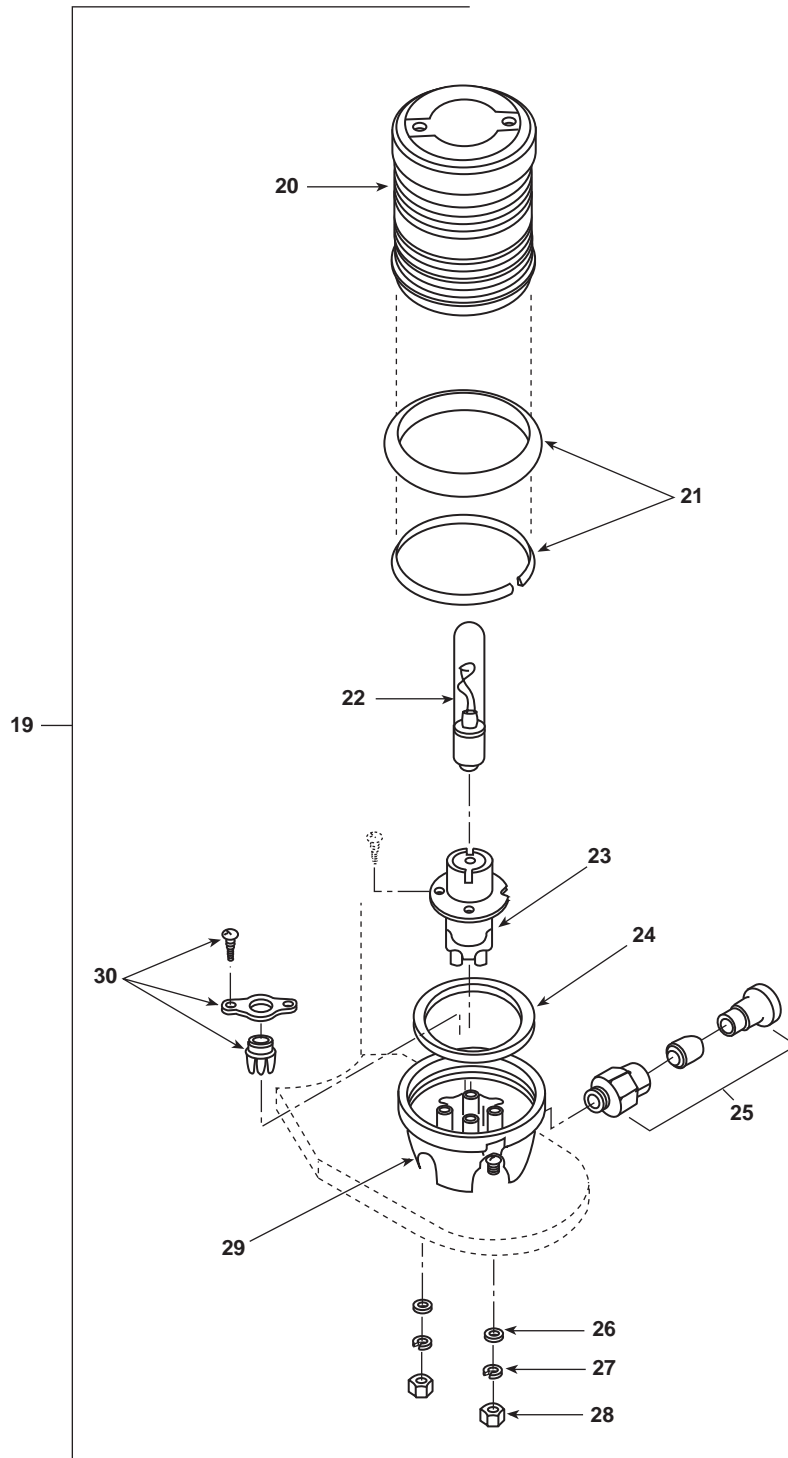


Figure 43. Navigational Lights: Bulbs and Lens Housing (Sheet 2 of 5)

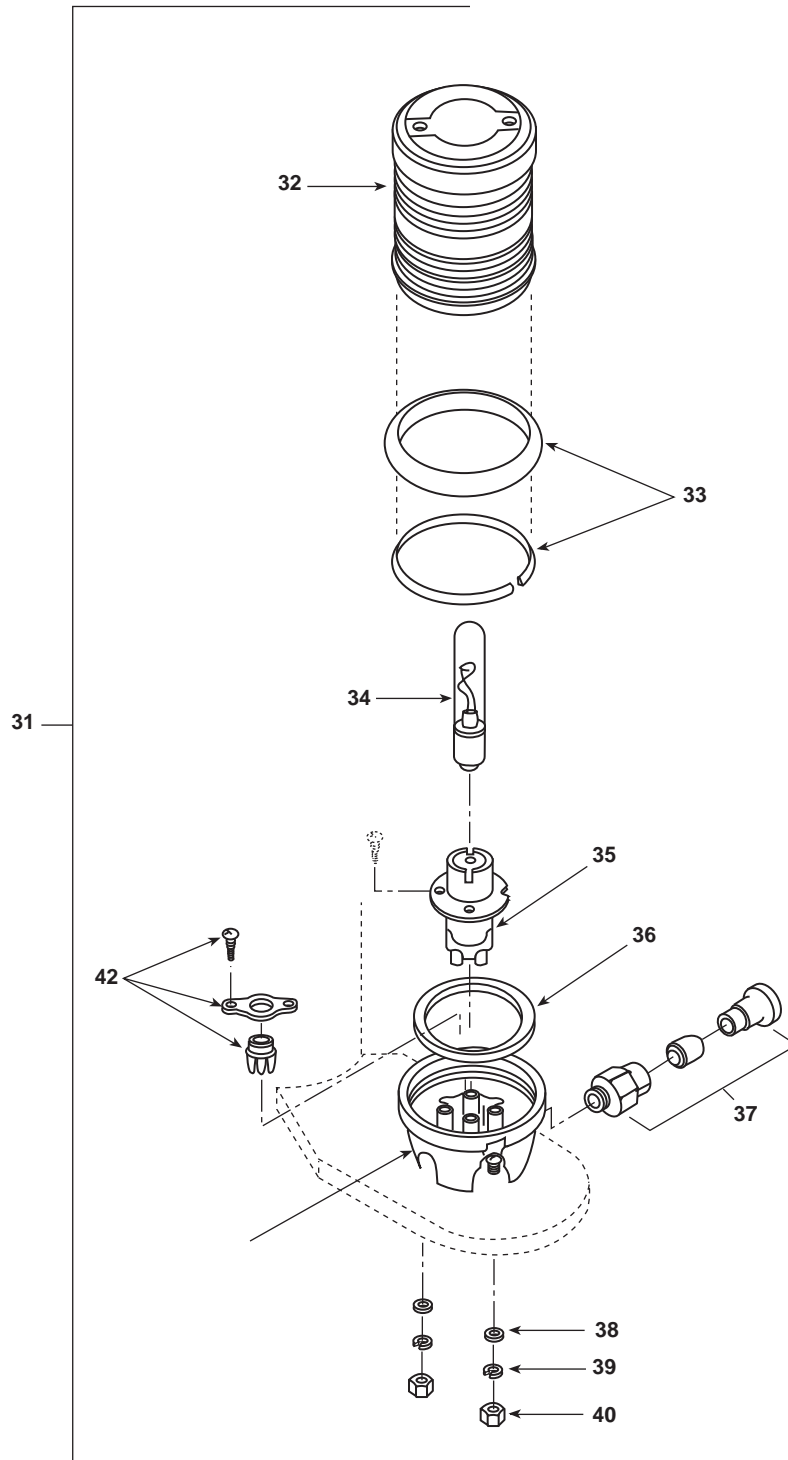


Figure 43. Navigational Lights: Bulbs and Lens Housing (Sheet 3 of 5)

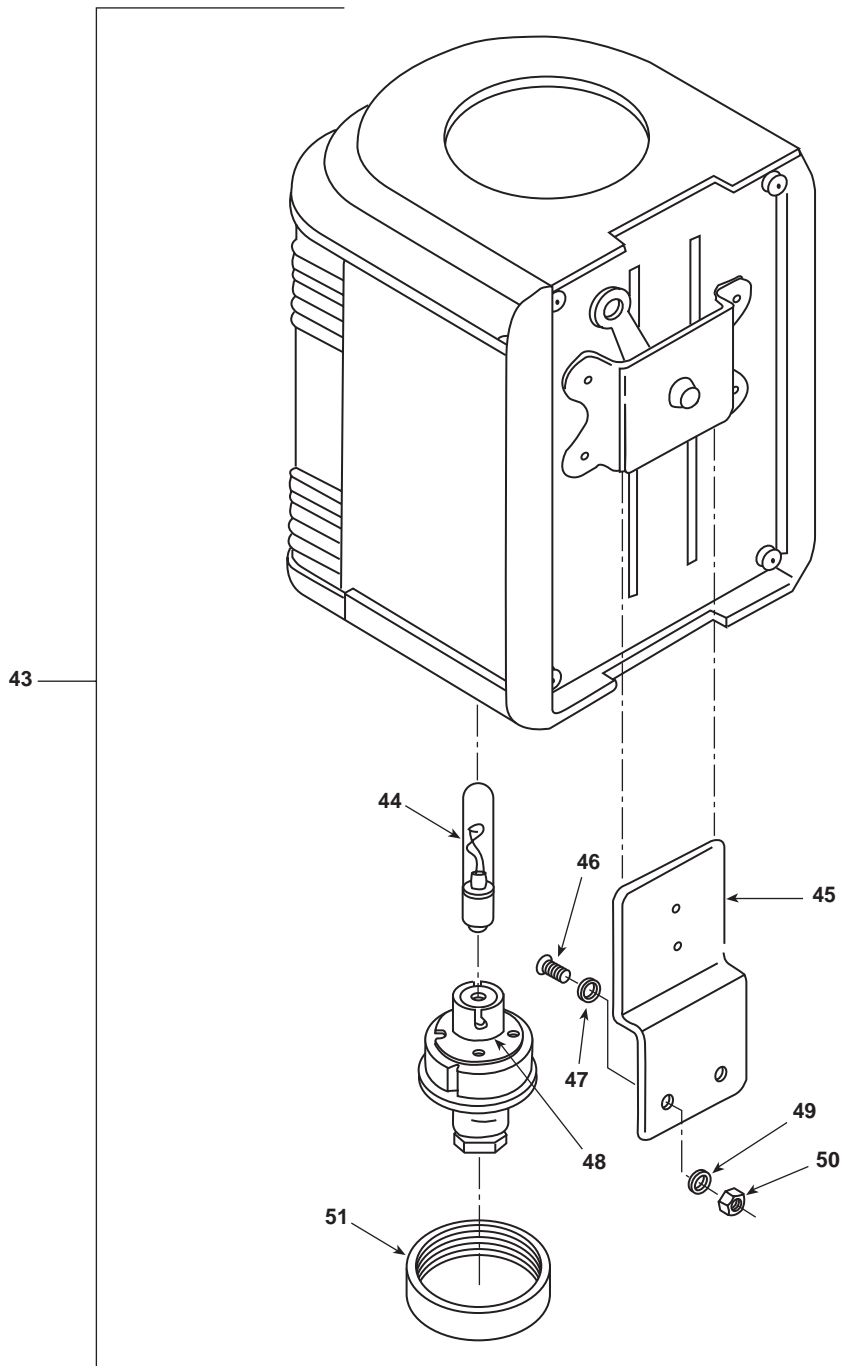


Figure 43. Navigational Lights: Bulbs and Lens Housing (Sheet 4 of 5)

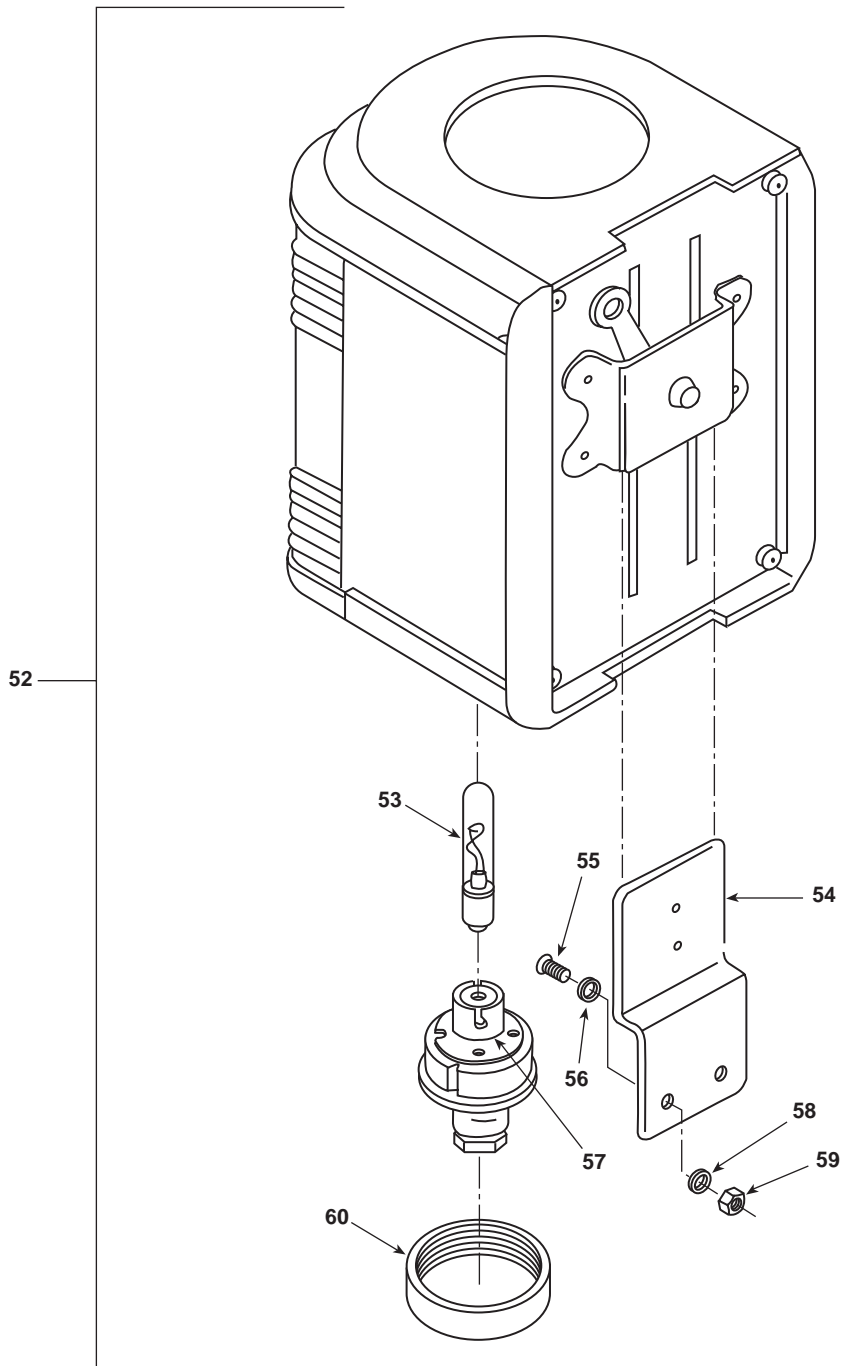


Figure 43. Navigational Lights: Bulbs and Lens Housing (Sheet 5 of 5)

(1)	(2)	(3)	(4)	(5)	(6)	(7)
ITEM NO.	SMR CODE	NSN	CAGEC	PART NUMBER	DESCRIPTION AND USABLE ON CODE (UOC)	QTY
					GROUP 0406	
					FIG. 43 NAVIGATIONAL LIGHTS: BULBS AND LENS HOUSING	
1	PAOOO	6220-01-131-9996	61204	33505-103	.LIGHT,NAVIGATIONAL, STARBOARD	1
2	PAOZZ	6220-01-206-1014	61204	63030-009	..BRACKET,MOUNTING	1
3	PBOZZ	5310-00-934-9759	96906	MS35649-284	..NUT,PLAIN,HEXAGON	2
4	PBOZZ	5310-01-067-9589	00724	24-00157-823	..WASHER,LOCK	2
5	PBOZZ	5310-00-809-8546	96906	MS27183-8	..WASHER,FLAT	2
6	PBOZZ	5305-00-054-6672	96906	MS51957-47	..SCREW,MACHINE	2
7	PAOZZ	6240-01-170-0702	61204	904-00003	..LAMP,INCANDESCENT	1
8	PAOZZ	6250-01-192-0432	61204	902-00127	..SOCKET	1
9	PAOZZ	5310-01-202-6787	61204	958-00155	..RING,LOCKING	1
10	PAOOO	6220-12-191-2480	61204	33504-203	.LIGHT,NAVIGATIONAL, PORT	1
11	PAOZZ	6220-01-206-1014	61204	63030-009	..BRACKET,MOUNTING	1
12	PBOZZ	5310-00-934-9759	96906	MS35649-284	..NUT,PLAIN,HEXAGON	2
13	PBOZZ	5310-01-067-9589	00724	24-00157-823	..WASHER,LOCK	2
14	PBOZZ	5310-00-809-8546	96906	MS27183-8	..WASHER,FLAT	2
15	PBOZZ	5305-00-054-6672	96906	MS51957-47	..SCREW,MACHINE	2
16	PAOZZ	6240-01-170-0702	61204	904-00003	..LAMP,INCANDESCENT	1
17	PAOZZ	6250-01-192-0432	61204	902-00127	..SOCKET	1
18	PAOZZ	5310-01-202-6787	61204	958-00155	..RING,LOCKING	1
19	PAOOO	6220-01-131-8074	61204	33506-233	.LIGHT,NAVIGATIONAL, RED	1
20	PAOZZ	6210-01-430-8893	61204	83506-023	..LENS,RED W/COVER	1
21	PAOZZ	6220-01-211-0942	61204	83514-011	..SYSTEM,LENS LOCKING	1
22	PAOZZ	6240-01-170-0702	61204	904-00003	..LAMP,INCANDESCENT	1
23	PAOZZ	6250-01-192-0432	61204	902-00127	..SOCKET	1
24	PAOZZ	5330-01-195-5629	61204	93514-003	..GASKET	1
25	PAOZZ	6220-01-191-7643	61204	83514-002	..INSERT,CABLE	1
26	PBOZZ	5310-00-809-8546	96906	MS27183-8	..WASHER,FLAT	3
27	PBOZZ	5310-01-067-9589	00724	24-00157-823	..WASHER,LOCK	3
28	PBOZZ	5310-00-934-9759	96906	MS35649-284	..NUT,PLAIN,HEXAGON	3
29	PBOZZ	5305-00-054-6672	96906	MS51957-47	..SCREW,MACHINE	3
30	PAOZZ	5325-01-213-6971	61204	8351-4012	..HOLDER,WIRE	1

(1)	(2)	(3)	(4)	(5)	(6)	(7)
ITEM NO.	SMR CODE	NSN	CAGEC	PART NUMBER	DESCRIPTION AND USABLE ON CODE (UOC)	QTY
31	PAOOO	6220-01-131-9997	61204	33506-033	..LIGHT, NAVIGATIONAL, WHITE	1
32	XDOZZ		61204	83506-032	..LENS,WHITE W/COVER	1
33	PAOZZ	6220-01-211-0942	61204	83514-011	..SYSTEM, LENS LOCKING	1
34	PAOZZ	6240-01-170-0702	61204	904-00003	..LAMP, INCANDESCENT	1
35	PAOZZ	6250-01-192-0432	61204	9020-0127	..SOCKET ASSY	1
36	PAOZZ	5330-01-195-5629	61204	93514-003	..GASKET	1
37	PAOZZ	6220-01-191-7643	61204	83514-002	..INSERT, CABLE	1
38	PBOZZ	5310-00-809-8546	96906	MS27183-8	..WASHER, FLAT	3
39	PBOZZ	5310-01-067-9589	00724	24-00157-823	..WASHER, LOCK	3
40	PBOZZ	5310-00-934-9759	96906	MS35649-284	..NUT, PLAIN, HEXAGON	3
41	PBOZZ	5305-00-054-6672	96906	MS51957-47	..SCREW, MACHINE	3
42	PAOZZ	5325-01-213-6971	61204	8351-4012	..HOLDER,WIRE	1
43	PAOOO	6220-12-191-2479	61204	33502-003	..LIGHT, NAVIGATIONAL, STERN	1
44	PAOZZ	6240-01-170-0702	61204	904-00003	..LAMP, INCANDESCENT	1
45	PAOZZ	6220-01-206-1014	61204	63030-009	..BRACKET, MOUNTING	1
46	PBOZZ	5305-00-054-6672	96906	MS51957-47	..SCREW, MACHINE	2
47	PBOZZ	5310-01-067-9589	00724	24-00157-823	..WASHER, LOCK	2
48	PAOZZ	6250-01-192-0433	61204	83501-006	..SOCKET	1
49	PBOZZ	5310-00-809-8546	96906	MS27183-8	..WASHER, FLAT	2
50	PBOZZ	5310-00-934-9759	96906	MS35649-284	..NUT, PLAIN, HEXAGON	2
51	PAOZZ	5310-01-202-6787	61204	958-00155	..RING, LOCKING	1
52	PAOOO	6220-12-191-2478	61204	33501-003	..LIGHT, MASTHEAD	1
53	PAOZZ	6240-01-170-0702	61204	904-00003	..LAMP, INCANDESCENT	1
54	PAOZZ	6220-01-206-1014	61204	63030-009	..BRACKET, MOUNTING	1
55	PBOZZ	5305-00-054-6672	96906	MS51957-47	..SCREW, MACHINE	2
56	PBOZZ	5310-01-067-9589	00724	24-00157-823	..WASHER, LOCK	2
57	PAOZZ	6250-01-192-0433	61204	83501-006	..SOCKET	1
58	PBOZZ	5310-00-809-8546	96906	MS27183-8	..WASHER, FLAT	2
59	PBOZZ	5310-00-934-9759	96906	MS35649-284	..NUT, PLAIN, HEXAGON	2
60	PAOZZ	5310-01-202-6787	61204	958-00155	..RING, LOCKING	1

END OF FIGURE

UNIT, DIRECT SUPPORT, AND GENERAL SUPPORT MAINTENANCE
FOR LANDING CRAFT MECHANIZED (LCM-8) (ALL VESSELS WITH MOD 2 APPLICATION)

RECEPTACLES

REPAIR PARTS LIST

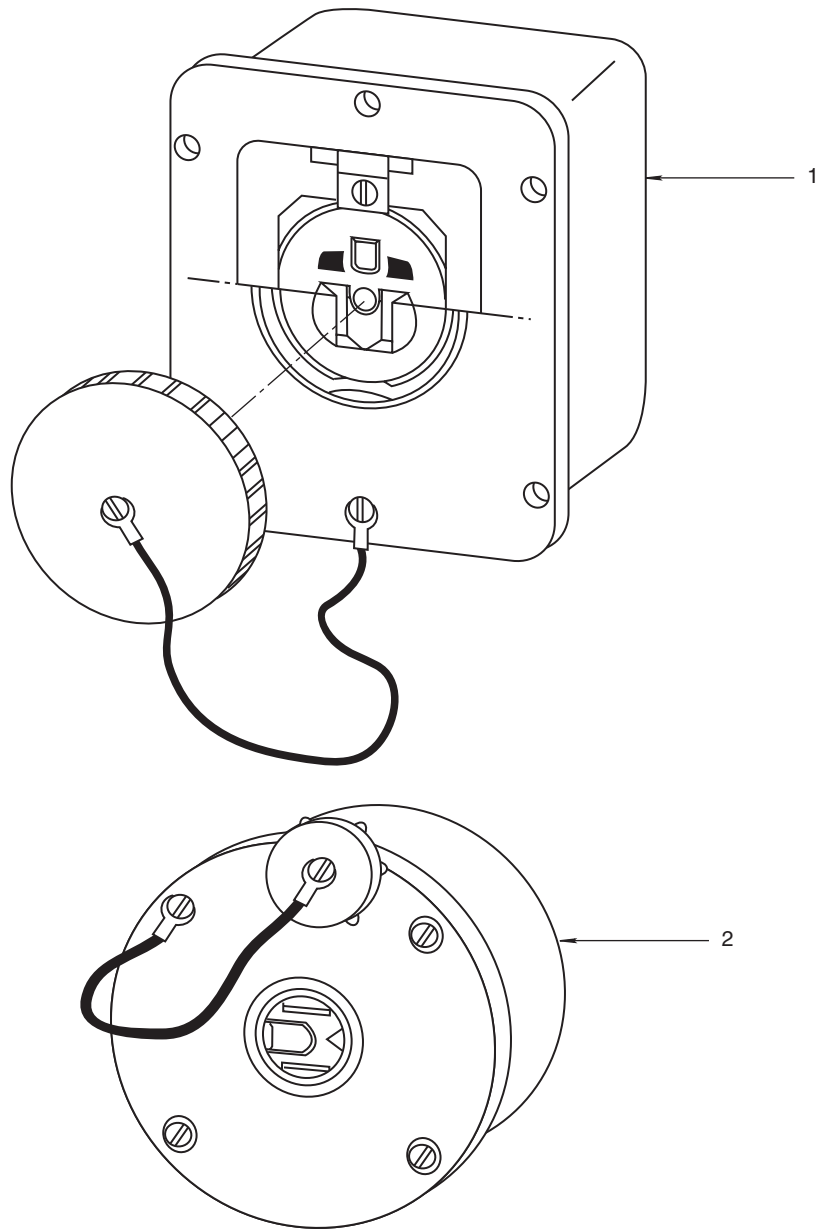


Figure 44. Receptacles

(1)	(2)	(3)	(4)	(5)	(6)	(7)
ITEM NO.	SMR CODE	NSN	CAGEC	PART NUMBER	DESCRIPTION AND USABLE ON CODE (UOC)	QTY
					GROUP 040601	
					FIG. 44 RECEPTACLES	
1	PAOZZ	5935-00-720-0527	81349	M2726/47-001	.CONNECTOR, RECEPTACL 24VDC RECEPT.,ACCOM. AND PILOT HSE	1
2	PAOZZ	5935-00-086-8922	81349	M2726/37-001	.CONNECTOR, RECEPTACL	1
					END OF FIGURE	

UNIT, DIRECT SUPPORT, AND GENERAL SUPPORT MAINTENANCE
FOR LANDING CRAFT MECHANIZED (LCM-8) (ALL VESSELS WITH MOD 2 APPLICATION)

SEARCH LIGHT

REPAIR PARTS LIST

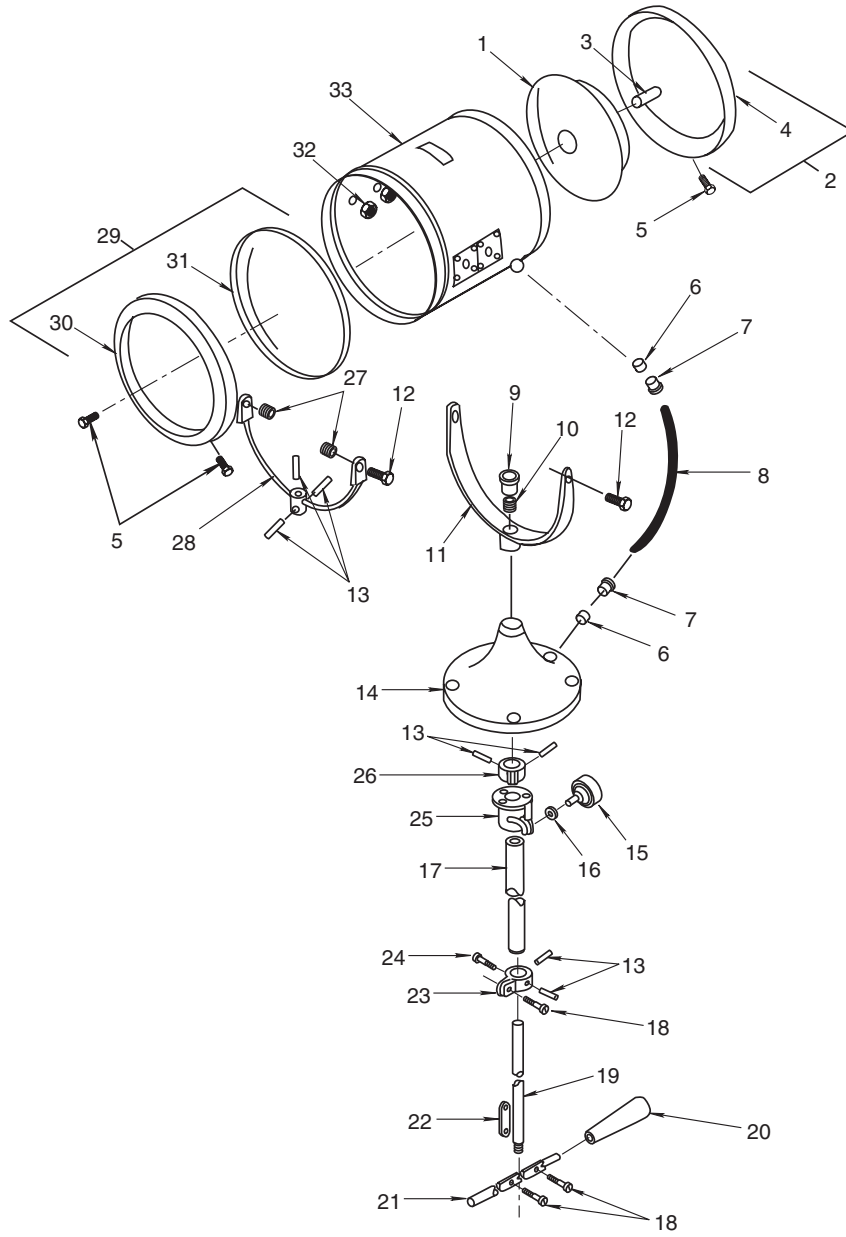


Figure 45. Search Light

(1)	(2)	(3)	(4)	(5)	(6)	(7)
ITEM NO.	SMR CODE	NSN	CAGEC	PART NUMBER	DESCRIPTION AND USABLE ON CODE (UOC)	QTY
					GROUP 040602	
					FIG. 45 SEARCH LIGHT	
	PAOOO	6230-01-222-1462	46576	FIG305STN	..SEARCHLIGHT	1
1	PAOZZ	6230-01-207-7306	46576	FIG433-3	..SPOTLIGHT	1
2	XBOZZ		46576	FIG355PLAIN BRASS FINISH	..COVER, REAR ASSEMBLY	1
3	PAOZZ	5310-01-230-0650	46576	FIG305ITEM17	...NUT,TERMINAL, PLASTI	1
4	XBOZZ		46576	FIG305ITEM8	..COVER, REAR, BRASS	1
5	XDOZZ		46576	FIG305ITEM1	..SCREW, SELF-TAPPING	6
6	XDOZZ		46576	FIG 1149	..GROMMET, NONMETALLIC	2
7	PAOZZ	5310-01-230-0650	46576	FIG305ITEM17	..NUT,TERMINAL, PLASTI	2
8	XDOZZ		46576	FIG305ITEM18	..CABLE, ELEC, SJO	1
9	XDOZZ		46576	FIG305ITEM13	..NUT, PACKING, BRASS	1
10	XDOZZ		46576	FIG305ITEM14	..PACKING, TEFLON	1
11	XDOZZ		46576	FIG305ITEM15	..FORK, BRONZE	1
12	PAOZZ	5306-01-223-3507	46576	FIG305ITEM12	..BOLT, HEX-HEAD	4
13	XDOZZ		46576	FIG305ITEM9	..SCR, SET, HDLS	10
14	XDOZZ		46576	FIG305ITEM19	..BASE, BRONZE	1
15	XDOZZ		46576	FIG305ITEM22	..KNOB, PLASTIC	1
16	XDOZZ		46576	FIG305ITEM23	..SPACER, BRASS	1
17	XDOZZ		46576	FIG305ITEM24	..TUBE, HORIZ-CONTROL	1
18	XDOZZ		46576	FIG305ITEM26	..SCR, PHIL H	3
19	XDOZZ		46576	FIG305ITEM27	..ROD,VERTICAL CONT	1
20	XDOZZ		46576	FIG 305 ITEM 30	..HANDLE, PLASTIC	1
21	XDOZZ		46576	FIG305ITEM29	..ARM,CONTROL,BRASS	1
22	XDOZZ		46576	FIG305ITEM28	..BAR,FULCRUM CONTROL	1
23	XDOZZ		46576	FIG305ITEM31	..CLAMP, PIVOT	1
24	XDOZZ		46576	FIG305ITEM25	..SCR,THUMB	1
25	XDOZZ		46576	FIG305ITEM21	..PLATE, HORIZ. LOCK	1
26	XDOZZ		46576	FIG305ITEM20	..COLLAR, STOP	1
27	XDOZZ		46576	FIG305ITEM11	..BUSHING, VERT. YOKE	2
28	XDOZZ		46576	FIG305ITEM10	..YOKE,VERTICAL	1
29	XDOZZ		46576	FIG354CHROME FINISH	..BEZEL, INSTRUMENT MO	1

(1)	(2)	(3)	(4)	(5)	(6)	(7)
ITEM NO.	SMR CODE	NSN	CAGEC	PART NUMBER	DESCRIPTION AND USABLE ON CODE (UOC)	QTY
30	PFOZZ	2040-01-145-4496	46576	FIG354ITEM2	..BEZEL,FRONT LENS BRASS	1
31	XDOZZ		46576	FIG354ITEM3	..LENS,GLASS	1
32	XDOZZ		46576	FIG305ITEM10-12	..NUT,PL HEX,STS	4
33	XDOZZ		46576	FIG305ITEM5PLAIN BRASS FINISH	..DRUM ASSEMBLY	1
END OF FIGURE						

UNIT, DIRECT SUPPORT, AND GENERAL SUPPORT MAINTENANCE
FOR LANDING CRAFT MECHANIZED (LCM-8) (ALL VESSELS WITH MOD 2 APPLICATION)

ELECTRIC HORN

REPAIR PARTS LIST

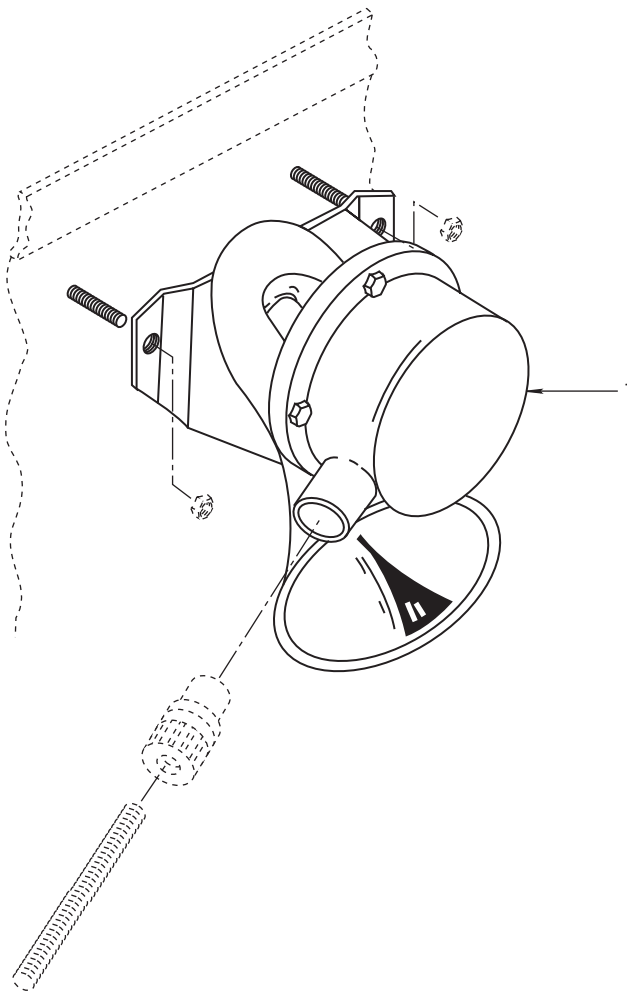


Figure 46. Electric Horn

(1) ITEM NO.	(2) SMR CODE	(3) NSN	(4) CAGEC	(5) PART NUMBER	(6) DESCRIPTION AND USABLE ON CODE (UOC)	(7) QTY
					GROUP 0407	
					FIG. 46 ELECTRIC HORN	
1	PAOZZ	6350-00-224-4945	98905	IC/H3D3	.HORN, ELECTRICAL	1
					END OF FIGURE	

UNIT, DIRECT SUPPORT, AND GENERAL SUPPORT MAINTENANCE
FOR LANDING CRAFT MECHANIZED (LCM-8) (ALL VESSELS WITH MOD 2 APPLICATION)

PIPING, HOSES, AND VALVES

REPAIR PARTS LIST

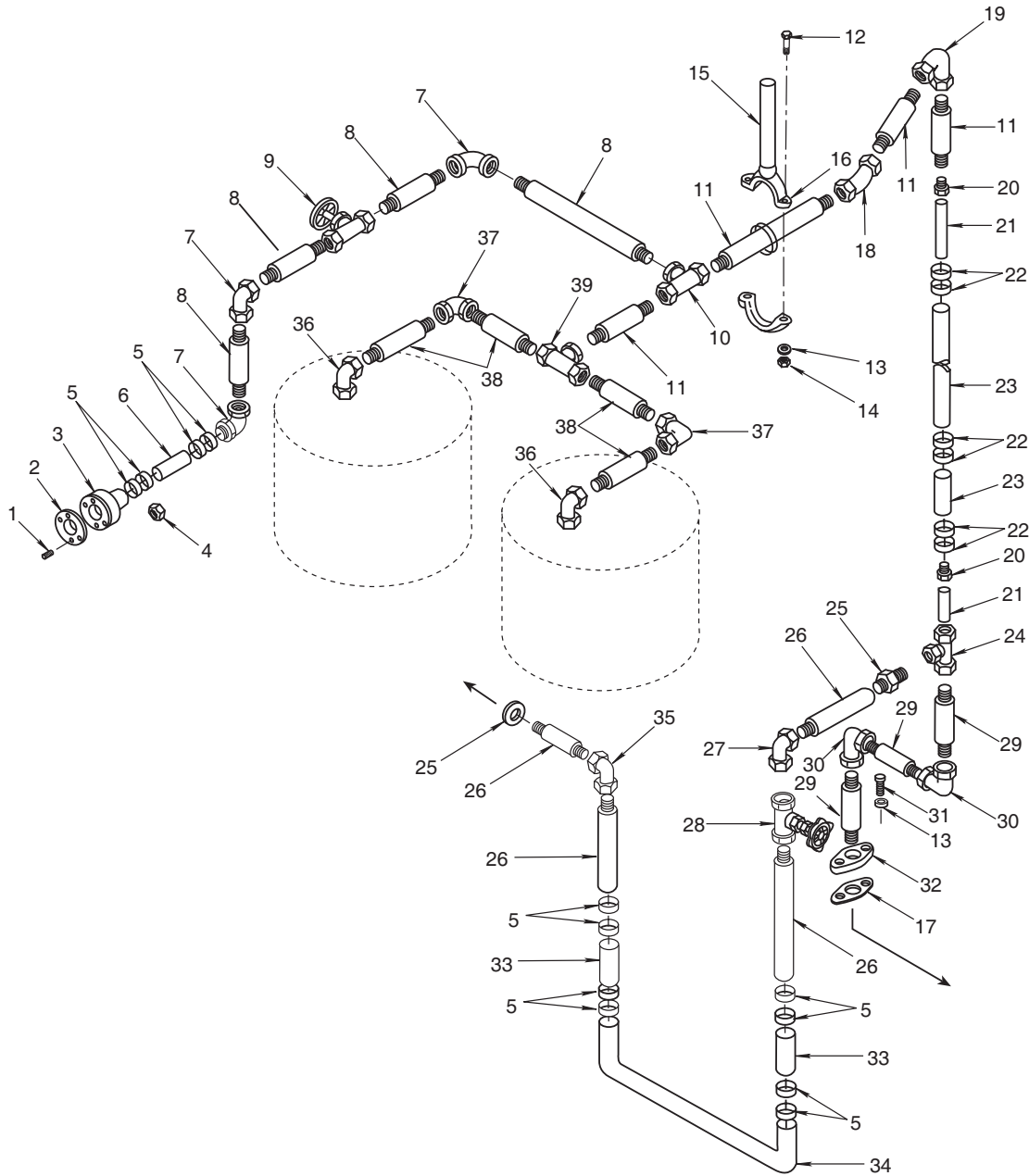


Figure 47. Piping, Hoses and Valves (Sheet 1 of 2)

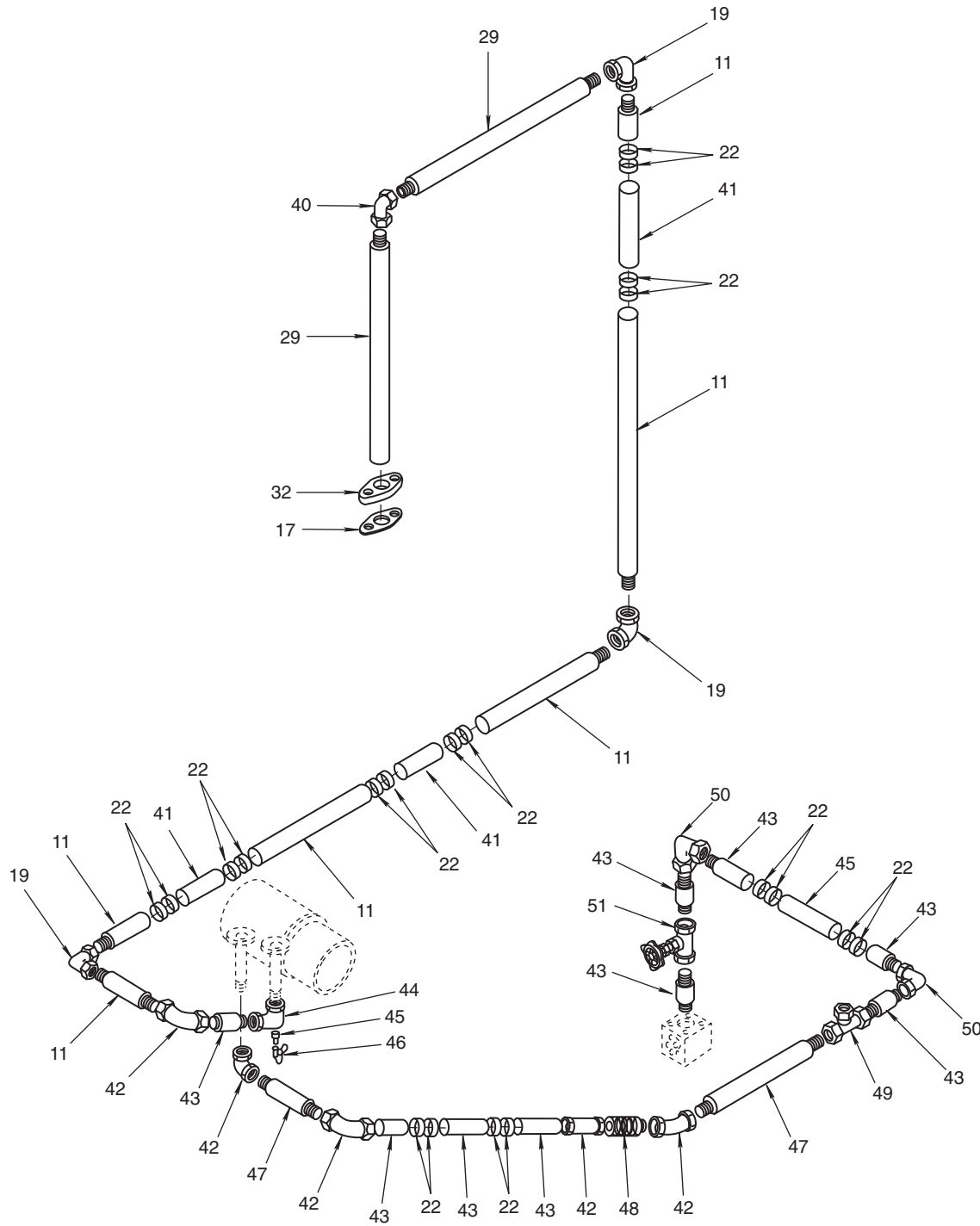


Figure 47. Piping, Hoses and Valves (Sheet 2 of 2)

(1) ITEM NO.	(2) SMR CODE	(3) NSN	(4) CAGEC	(5) PART NUMBER	(6) DESCRIPTION AND USABLE ON CODE (UOC)	(7) QTY
					GROUP 050101	
					FIG. 47 PIPING, HOSES, AND VALVES	
	XCOZZ		97403	13226E9471	SALTWATER PIPING ARRANGEMENT	1
1	PAFZZ	5307-00-741-1745	23862	219467	.STUD,PLAIN	4
2	XDFZZ		80064	245-4510946F22	.GASKET (MAKE FROM 5330-00- 182-1433)	1
3	PAFZZ	4730-00-252-6806	63686	3674	.FLANGE,PIPE	1
4	XDFZZ		80064	820-2179130-85	.NUT,PLAIN,HEXAGON FLANGE	4
5	PAFZZ	4730-00-909-8627	01276	FF9311-36	.CLAMP,HOSE PRESURE 1 13/16 IN - 2 3/4 IN RANGE	12
6	XDFZZ		24161	NO.35W	.HOSE,NONMETALLIC 1 5/16 IN ID X 1 7/8 IN OD X 6 IN L	1
7	PAFZZ	4730-00-542-5144	81349	M1183/5-05A	.ELBOW,PIPE 1 IN IPS, W/SB RING ..	3
8	XDFZZ	4710-00-277-6069	81346	ASTM B42,1"	.PIPE,METALLIC SEAMLESS 1 IN IPS, SCHED 40	V
9	XDFZZ		90664	FIG. 245PWS	.GLOBE VALVE 1 IN IPS	1
10	PAFZZ	4730-00-542-5375	81349	M1183/9-441A	.TEE,PIPE 1 1/4 IN X 1 1/4 IN X 1 IN IPS, W/SB RING	1
11	XDFZZ		81346	ASTMB421.25"	.PIPE,METALLIC SEAMLESS 1 1/4 IN IPS, SCHED 40	V
12	PAFZZ	5306-00-543-4405	96906	MS35307-334	.BOLT,MACHINE CRES, PSVT 5/16 IN - 18 UNC - 2A X 1 IN L	2
13	PAFZZ	5310-00-974-6623	96906	MS35388-140	.WASHER,LOCK-SPRING REG, CRES, 5/16 IN NOM ID	2
14	PAFZZ	5310-00-245-3615	96906	MS35649-2314	.NUT,PLAIN,HEXAGON 5/16 IN - 18 UNC-2B	2
15	MFFZZ	4710-00-277-5466	81346	ASTM A53,2"	.PIPE,METALLIC 1/4 IN IPS, SHED 40 MAKE FROM ASTM A53	V
16	XDFZZ		80996	FIG. 138	.CLAMP 2" PIPE SIZE,PIPE THREADED	1
17	XDFZZ		56232	76-00317	.NEOPRENE, SHEET 1/16 IN THICK.	2
18	XDFZZ		81348	M1183/5-26A	.ELBOW, 45 DEG 1 1/4 IN IPS, W/SB RING	1
19	PAFZZ	4730-00-542-5145	81349	M1183/5-06A	.ELBOW,PIPE 1 1/4 IN IPS, W/SB RING	4
20	XDFZZ		72423	FIG. 5150-299	.COUPLING,REDUCING 1 1/2 IN X 1 1/4 IN IPS, W/SB RING	2
21	XDFZZ		81546	UNC C12000,2"	.PIPE, COPPER THREADLESS 2 IN IPS X .065 WALL MAKE FROM.	V
22	PAFZZ	4730-00-908-3193	96906	MS35842-12	.CLAMP,HOSE PRESSURE 1 1/16 IN - 2 IN	26

(1)	(2)	(3)	(4)	(5)	(6)	(7)
ITEM NO.	SMR CODE	NSN	CAGEC	PART NUMBER	DESCRIPTION AND USABLE ON CODE (UOC)	QTY
23	XDOZZ		24161	NO.35W	.HOSE,NONMETALLIC 2 IN ID X 2.54 IN OD X 6 IN L	2
24	XDOZZ		72423	FIG.4121-248	.TEE, REDUCING 1 1/4 IN X 1 1/4 IN X 3/4 IN IPS	1
25	XDOZZ		80204	ANSI B16.15	.ELBOW,90 DEG. 3/4 IN X 1/2 IN IPS.	2
26	XDFZZ		81346	ASTM B42, 1/2"	.PIPE,METALLIC 1/2 IN IPS SCHED 40 MAKE FROM ASTM B42.	V
27	PAFZZ	4730-01-124-7765	72423	FIG.5108-100	.ELBOW, PIPE 1/2 IN IPS, W/SB RING.	1
28	XDOZZ		90664	FIG. 237P	.VALVE, GLOBE 1/2 IN IPS	1
29	XDOZZ		81346	UNS C12000-050,1"	.TUBE,COPPER SEAMLESS 1 IN STD TUBE SIZE X .065 WALL M.	V
30	XDOZZ		80204	ANSI B16.18	.ELBOW, 90 DEG. 1 IN, C X C	2
31	PAFZZ	5305-00-988-7840	80205	MS16995-66	.SCREW,CAP,SOCKET HE HEX,CRES PSVT 5/16 IN - UNC - 3A X 1 IN L	2
32	XDFZZ		81346	UNS C36000	.BAR 1/2 IN X 2 IN X 2 1/2 IN M/F ASTM B16	2
33	XDFZZ		24161	NO. 76W	.HOSE 7/8"IDX1.40D X L AR	V
34	XDFZZ		81346	UNS C12000-050	.TUBE,COPPER COPPER 3/4 IN STD TUBE SIZE X .065 WALL (M.	1
35	XDOZZ		80204	ANSI B16.15	.ELBOW,90 DEG. 3/4 IN IPS	1
36	XDOZZ		81349	MIL-F-1183/11	.UNION ELBOW, 90 DEG 3/4 IN IPS, W/SB RING	2
37	XDOZZ		81349	MIL-F-1183/5	.ELBOW, 90 DEG. 3/4 IN IPS, W/SB RING	2
38	XDFZZ		81346	ASTM 842	.PIPE,COPPER,SEAMLES 1 IN IPS SCHED 40 MAKE FROM ASTM B42	V
39	XDOZZ		72423	FIG.5121-152	.TEE,REDUCING 3/4 IN X 3/4 IN X 1 1/4 IPS W/SB RING	1
40	XDOZZ		80204	ANSI B16.18	.ELBOW, 90 DEG. C X F, 1 IN X 1 1/4 IN	1
41	XDOZZ		24161	NO.35W	.HOSE,NONMETALLIC 1 5/8 IN ID X 2.09 IN OD X 6 IN L	3
42	XDOZZ		96906	3407	.ELBOW 45 DEG SILBRAZ 2 IN IPS .	3
43	XDOZZ		81346	ASTM B302	.PIPE, COPPER SCHED 40 UNS C12000-050	V
44	XDOZZ		96906	CD125	.ELBOW, ST 90 DEG. 2 IN IPS THREADED	1
45	XDOZZ		72423	4171-099	.BUSHING,HEX 1/2 IN X 3/8 IN	1
46	XDOZZ		37239	DC604	.DRAINCOCK 3/8 IN	1

(1)	(2)	(3)	(4)	(5)	(6)	(7)
ITEM NO.	SMR CODE	NSN	CAGEC	PART NUMBER	DESCRIPTION AND USABLE ON CODE (UOC)	QTY
47	XDFZZ		81346	ASTM B302	.PIPE, COPPER SCHED 2 IN IPS UNS C12000-050	V
48	XDOZZ		81348	WWN351 TYPE1	.NIPPLE, CLOSE	1
49	XDOZZ		96906	FIG998	.COCK,PLUG,SCREWED 2 IN IPS	1
50	XDOZZ		96906	3628 CT	.ELBOW 90 DEG	2
51	XDOZZ		90664	FIG 245P	.VALVE, GLOBE	1
END OF FIGURE						

UNIT, DIRECT SUPPORT, AND GENERAL SUPPORT MAINTENANCE
FOR LANDING CRAFT MECHANIZED (LCM-8) (ALL VESSELS WITH MOD 2 APPLICATION)

DUPLEX STRAINER

REPAIR PARTS LIST

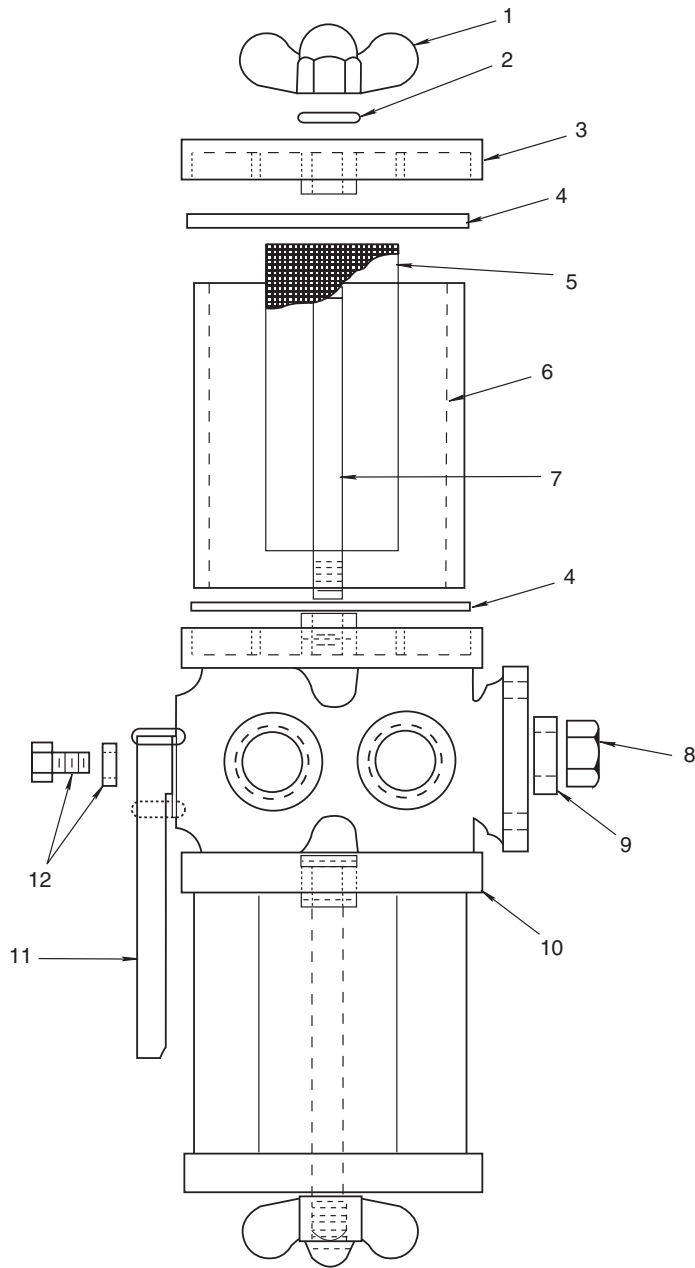


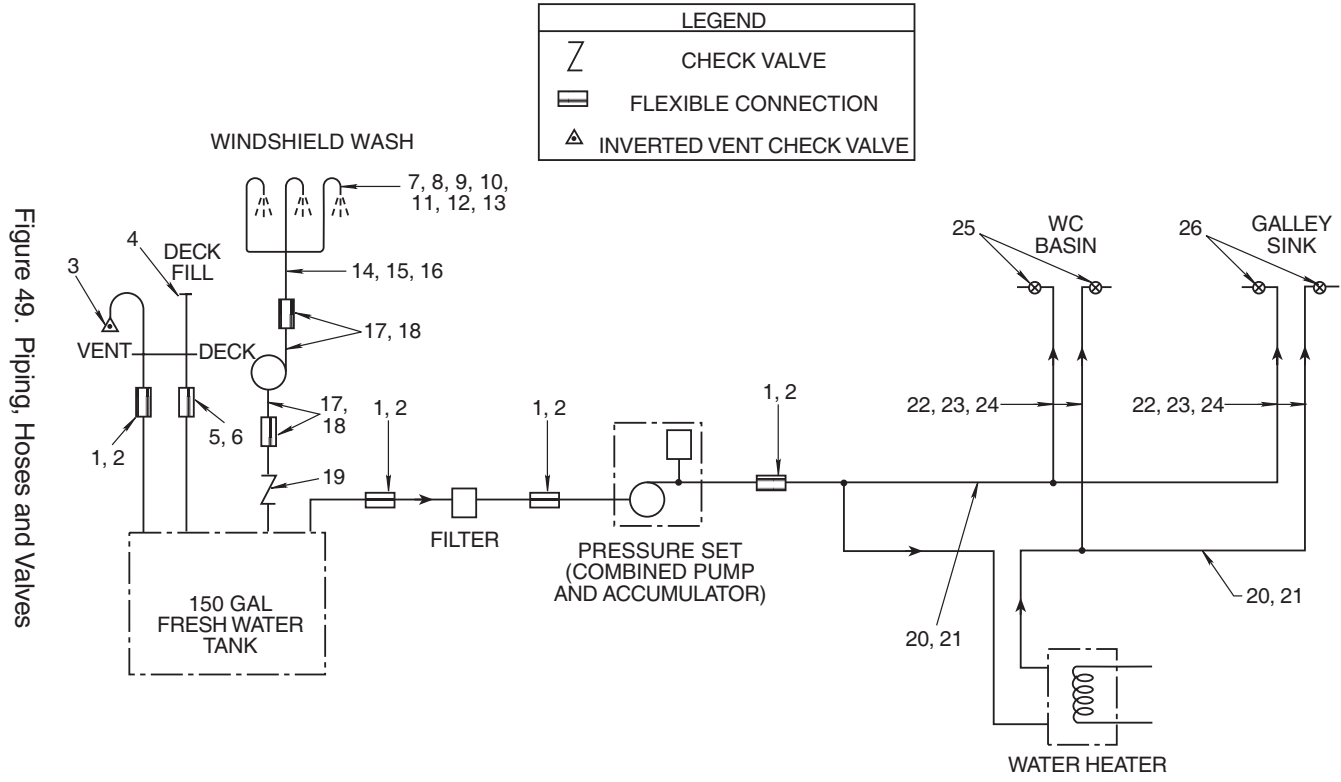
Figure 48. Duplex Strainer

(1)	(2)	(3)	(4)	(5)	(6)	(7)
ITEM NO.	SMR CODE	NSN	CAGEC	PART NUMBER	DESCRIPTION AND USABLE ON CODE (UOC)	QTY
					GROUP 050102	
					FIG. 48 DUPLEX STRAINER	
	PAOFF	4730-01-115-3705	72922	HD2000A	..STRAINER, SEDIMENT	2
1	PAFZZ	5310-00-414-5226	72922	S75	..NUT, PLAIN,WING END CAP	2
2	PAFZZ	5330-00-079-2113	72922	504F	..GASKET END CAP	2
3	XDFZZ		72922	S82A	..CAP, END	2
4	PAFZZ	5330-00-929-8730	72922	10	..GASKET CYLINDER	4
5	PAFZZ	2040-01-115-3703	72922	HD99A	..STRAINER, SCREEN	2
6	PAFZZ	2040-00-826-6001	72922	S88B	..CYLINDER, LUCITE STRAINER	2
7	PAFZZ	5306-00-003-4115	72922	HD98A	..ROD,THREADED END THREADED ENDS	2
8	PAFZZ	5310-00-982-6803	96906	MS21044D10	..NUT, SELF-LOCKING, HE HANDLE	1
9	PAFZZ	5310-01-329-3955	72922	VDB	..WASHER, SHOULDERED HANDLE	1
10	XAFZZ		72922	HD2000A93A	..BODY PLUG ASSEMBLY	1
11	PAFZZ	3040-00-420-4537	72922	VD2502	..LEVER, MANUAL CONTRO	1
12	PAFZZ	5305-01-353-1788	72922	51618X34HB	..SCREW, ASSEMBLED	1
					END OF FIGURE	

UNIT, DIRECT SUPPORT, AND GENERAL SUPPORT MAINTENANCE
FOR LANDING CRAFT MECHANIZED (LCM-8) (ALL VESSELS WITH MOD 2 APPLICATION)

PIPING, HOSES, AND VALVES

REPAIR PARTS LIST



(1) ITEM NO.	(2) SMR CODE	(3) NSN	(4) CAGEC	(5) PART NUMBER	(6) DESCRIPTION AND USABLE ON CODE (UOC)	(7) QTY
					GROUP 050201	
					FIG. 49 PIPING, HOSES, AND VALVES	
1	XDFZZ		00DV7	16-168-0346	..HOSE, NONMETALLIC REINFORCED, 3/4" I/D X 1 3/16" O/D	1
2	XDOZZ		00XC0	WM228502	..CLAMP,HOSE 7/8"-1 3/4	6
3	XDOZZ		13039	00BCV150	..VALVE, CHECK, INVERTED VENT, 1 1/2 IN NPT	1
4	XDOZZ		00XC0	243537	..DECK FILL WATER	1
5	XDOZZ		00DV7	16-168-1126	..HOSE, NONMETALLIC REINFORCED, 1 1/2" I/D X 2 1/32" O/D	1
6	XDOZZ		7M258	276146	..CLAMP, HOSE 1-7/8"-3 3/4", STAINLESS STEEL	2
7	XDFZZ		81346	ASTM B210, 1/4"	..PIPE, METALLIC 1/4"OD X .035 WALL.	1
8	XDOZZ		00DV7	16-168-0146	..HOSE, NONMETALLIC REINFORCED, 1/4" I/D X 1/2" O/D	1
9	XDOZZ		7D409	COUPLING1/4INSLD	..COUPLING, PIPE,BLKHD 1/4 IN NPS RXFEMTHRD SOLDER X FEM. THRD BULKHEAD	3
10	XDOZZ		7D409	HOSEBARB3/8"	..HOSE, BARB,TEE RED,3/8" X 1/4" X 1/4" ID HOSE	1
11	XDOZZ		7D409	HOSEBARBELBOW1/4	..HOSE, BARB,ELBOW 1/4" ID HOSE X MALE THREAD	5
12	XDOZZ		7D409	HOSEBARBTEE1/4"	..HOSE, BARB,TEE 1/4" ID HOSE X MALE THREAD	1
13	XDOZZ		7M258	276027	..CLAMP, HOSE 5/16"-7/8" STAINLESS STEEL	12
14	XDFZZ		00DV7	16-168-0386	..HOSE, NONMETALLIC REINFORCED, 3/8" I/D X 11/16" O/D	1
15	XDOZZ		7D409	HOSEBARBREDUCER3 /8IN	..HOSE, BARB,REDUCER 3/8" X 1/2" ID HOSE	1
16	XDOZZ		00XC0	WM116806	..CLAMP, HOSE 1/2"-1 1/8	2
17	XDFZZ		00DV7	16-168-0126	..HOSE, NONMETALLIC REINFORCED, 1/2" I/D X 7/8" O/D	1
18	XDOZZ		00XC0	WM116822	..CLAMP,HOSE 3/4"-1 1/2	10
19	PAOZZ	4820-01-092-3474	12168	T-413 1-2	..VALVE, CHECK SWING,1/2" NPS, THREADED	1

(1)	(2)	(3)	(4)	(5)	(6)	(7)
ITEM NO.	SMR CODE	NSN	CAGEC	PART NUMBER	DESCRIPTION AND USABLE ON CODE (UOC)	QTY
20	XDFZZ		81346	ASTM B42, 3/4"	..PIPE, METALLIC 3/4" NPS, REG,HARD DRAWN	1
21	XDFZZ		7D409	ELBOW3/4INSLDR	..ELBOW, PIPE 90 DEGREE,3/4" NPS,LONG RAD,SOLDER ENDS	4
22	XDFZZ		81346	ASTM B42, 1/2"	..PIPE, METALLIC 1/2" NPS, REG,HARD DRAWN	1
23	XDOZZ		7D409	ELBOW1/2LRSLDR	..ELBOW, PIPE 90 DEGREE,1/2" NPS,LONG RAD,SOLDER ENDS	16
24	XDOZZ		7D409	UNION1/2INSLDRXF EMTHRD	..UNION, PIPE 1/2 IN NPS SOLDER X FEM. THRD	4
25	XDOZZ		00XC0	246520	..FAUCET, BASIN	1
26	XDOZZ		00XC0	246548	..FAUCET, GALLEY	1
END OF FIGURE						

UNIT, DIRECT SUPPORT, AND GENERAL SUPPORT MAINTENANCE
FOR LANDING CRAFT MECHANIZED (LCM-8) (ALL VESSELS WITH MOD 2 APPLICATION)

WATER PRESSURE SET

REPAIR PARTS LIST

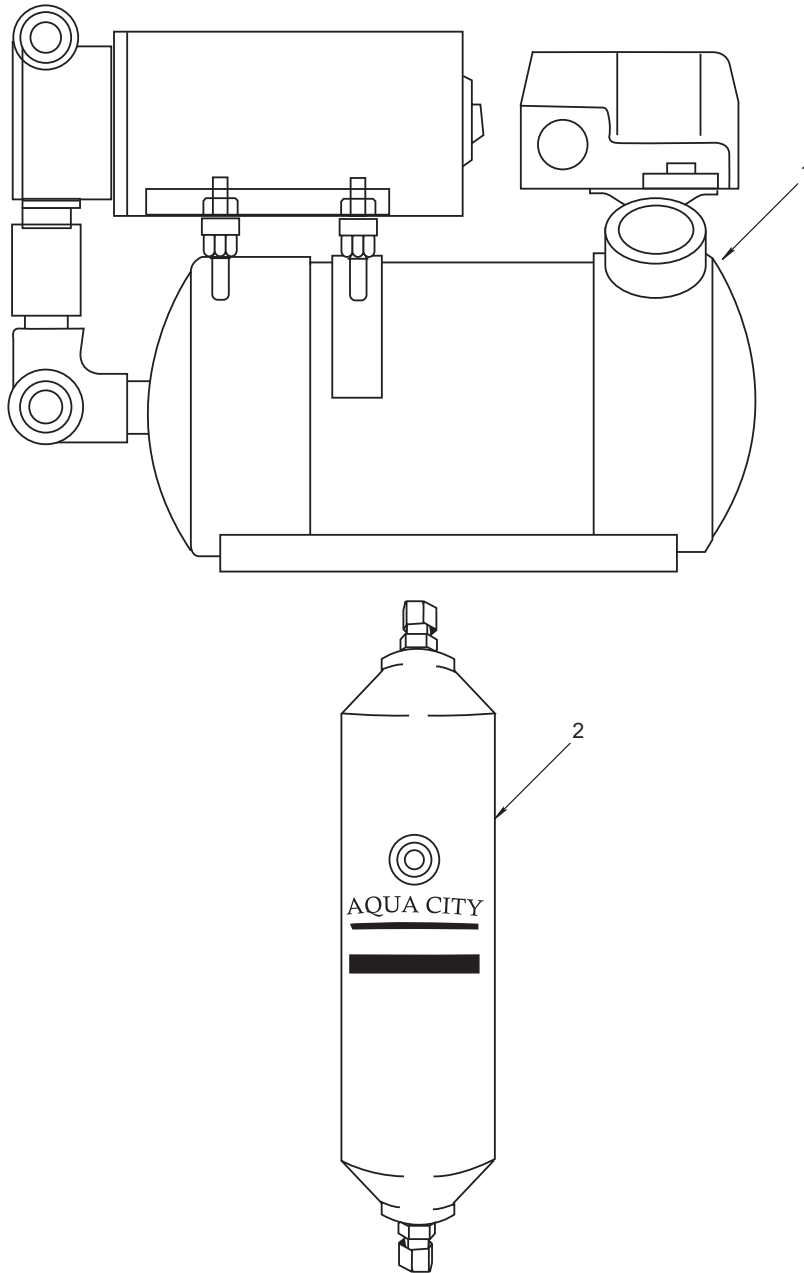


Figure 50. Water Pressure Set

(1)	(2)	(3)	(4)	(5)	(6)	(7)
ITEM NO.	SMR CODE	NSN	CAGEC	PART NUMBER	DESCRIPTION AND USABLE ON CODE (UOC)	QTY
					GROUP 050202	
					FIG. 50 WATER PRESSURE SET	
1	XDOZZ		21593	GMPT24	..PUMP UNIT, CENTRIFUG AL.....	1
2	XDOZZ		09BX1	AIM-3	..FILTER UNIT, WATER PURIFICATION 2.5" X 9", 1 MICRON RATING, UP TO 9000GALLO N	1
					END OF FIGURE	

**UNIT, DIRECT SUPPORT, AND GENERAL SUPPORT MAINTENANCE
FOR LANDING CRAFT MECHANIZED (LCM-8) (ALL VESSELS WITH MOD 2 APPLICATION)**

WATER HEATER

REPAIR PARTS LIST

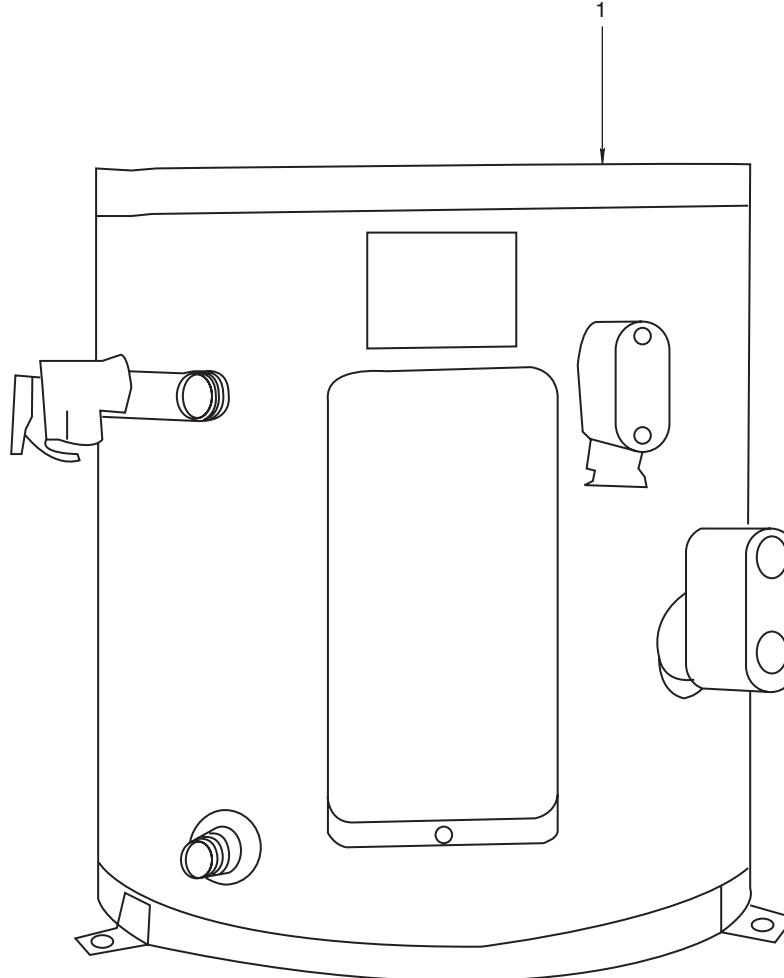


Figure 51. Water Heater

(1) ITEM NO.	(2) SMR CODE	(3) NSN	(4) CAGEC	(5) PART NUMBER	(6) DESCRIPTION AND USABLE ON CODE (UOC)	(7) QTY
1	XDOZZ		00XC0	290049	GROUP 050203 FIG. 51 WATER HEATER ..HEATER, WATER	1
END OF FIGURE						

UNIT, DIRECT SUPPORT, AND GENERAL SUPPORT MAINTENANCE
FOR LANDING CRAFT MECHANIZED (LCM-8) (ALL VESSELS WITH MOD 2 APPLICATION)

WINDSHIELD WASHER PUMP

REPAIR PARTS LIST

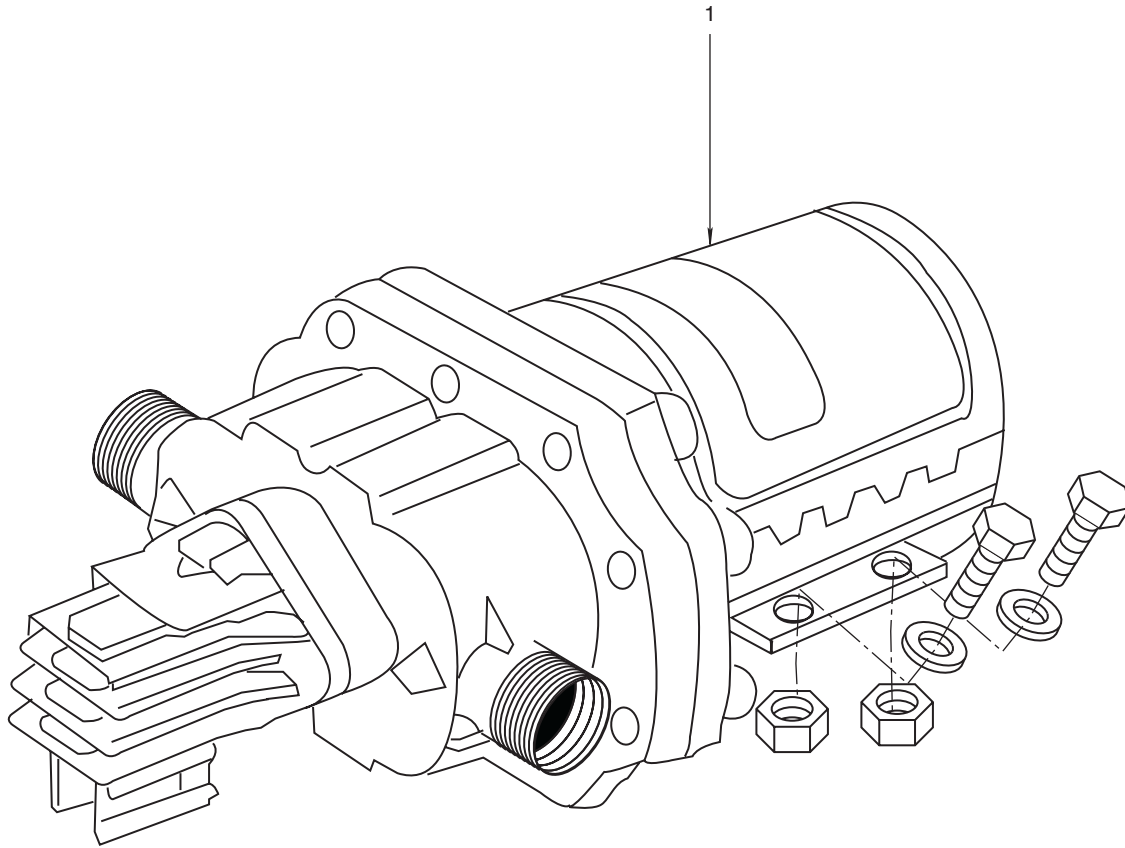


Figure 52. Windshield Washer Pump

(1) ITEM NO.	(2) SMR CODE	(3) NSN	(4) CAGEC	(5) PART NUMBER	(6) DESCRIPTION AND USABLE ON CODE (UOC)	(7) QTY
					GROUP 050204	
					FIG. 52 WINDSHIELD WASHER PUMP	
1	XDOZZ		77424	44010-2011	..PUMP UNIT,CENTRIFUG	1
					END OF FIGURE	

UNIT, DIRECT SUPPORT, AND GENERAL SUPPORT MAINTENANCE
FOR LANDING CRAFT MECHANIZED (LCM-8) (ALL VESSELS WITH MOD 2 APPLICATION)

TANK MONITOR SYSTEM

REPAIR PARTS LIST

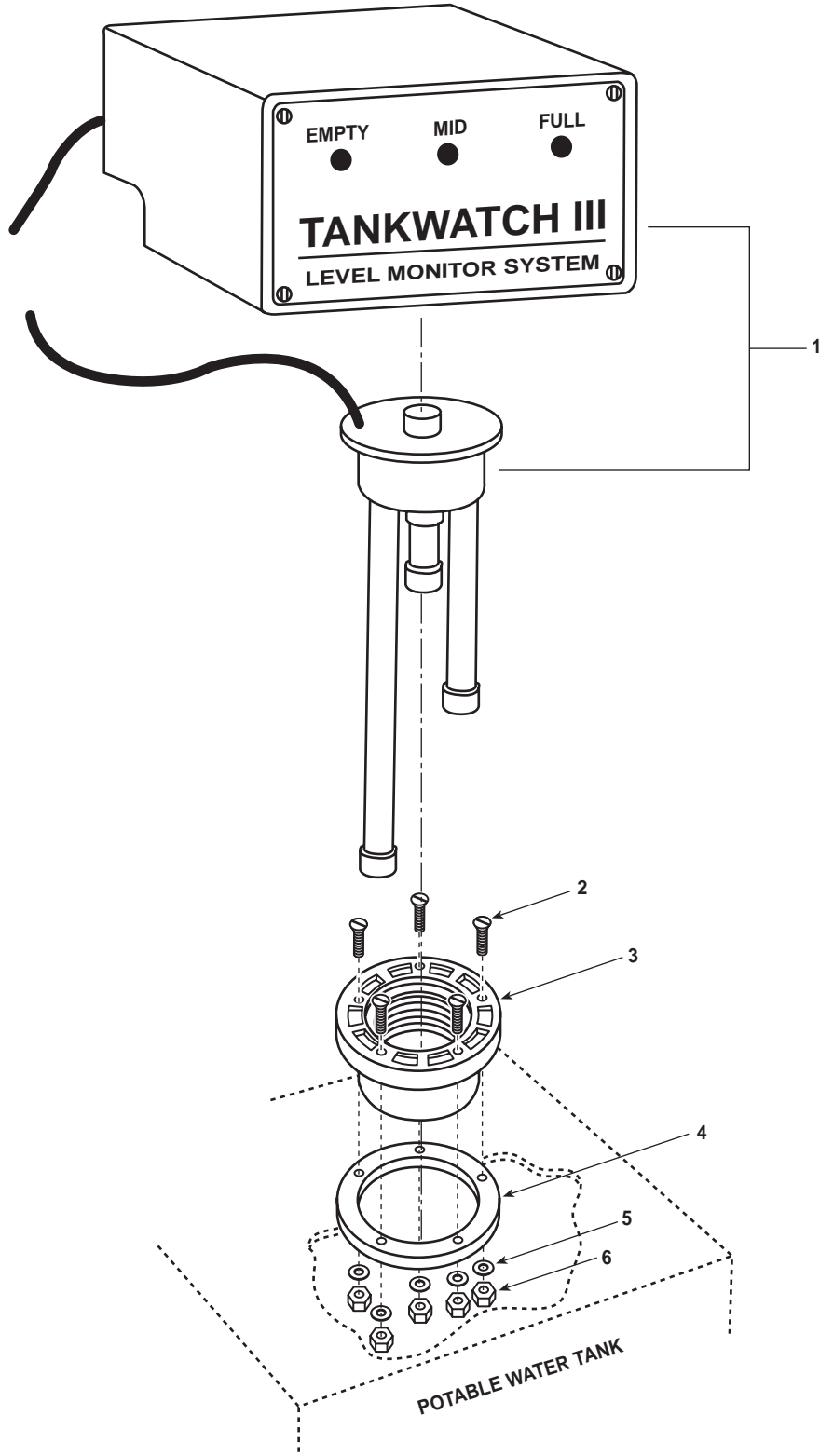


Figure 53. Tank Monitor System

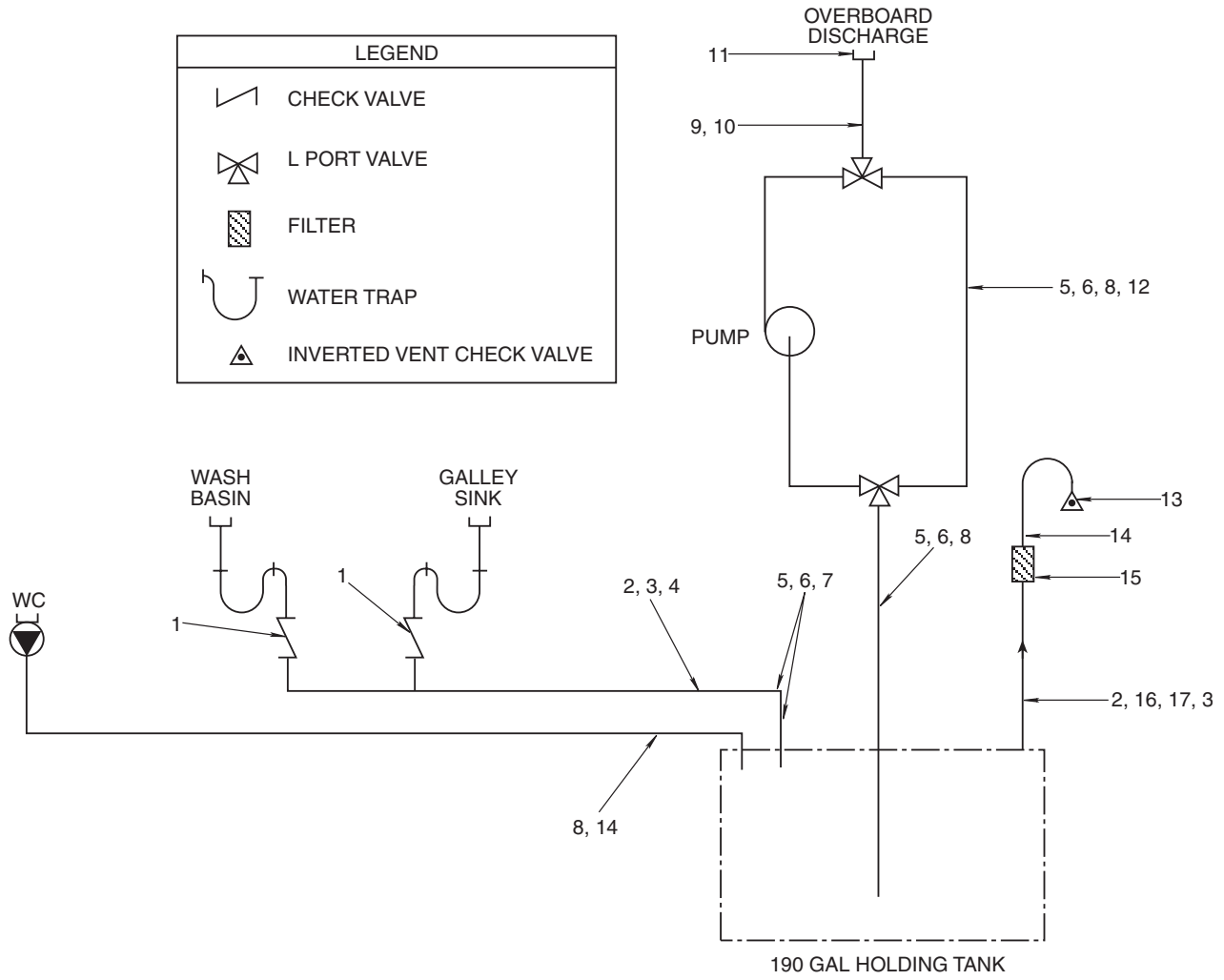
(1)	(2)	(3)	(4)	(5)	(6)	(7)
ITEM NO.	SMR CODE	NSN	CAGEC	PART NUMBER	DESCRIPTION AND USABLE ON CODE (UOC)	QTY
					GROUP 050205	
					FIG. 53 TANK MONITOR SYSTEM	
1	XDOZZ		0NJ18	310230	..INDICATOR,WATER LVL 24V TANKWATCH III MONITOR SYSTEM	1
2	PAOZZ	5305-00-719-4995	80205	MS51959-87	..SCREW,MACHINE PART OF KIT P/N 307230272	5
3	XDOZZ		0NJ18	600340406	..FLANGE,MOUNTING PART OF KIT P/N 307230272	1
4	XDOZZ		0NJ18	600340407	..GASKET,FLANGE PART OF KIT P/N 307230272	1
5	PAOZZ	5310-01-382-4068	39428	90107A029	..WASHER,FLAT PART OF KIT P/N 307230272	5
6	PAOZZ	5310-01-497-7828	39428	90257A029	..NUT PART OF KIT P/N 307230272	5
					END OF FIGURE	

UNIT, DIRECT SUPPORT, AND GENERAL SUPPORT MAINTENANCE
FOR LANDING CRAFT MECHANIZED (LCM-8) (ALL VESSELS WITH MOD 2 APPLICATION)

PIPING, HOSES, AND VALVES

REPAIR PARTS LIST

Figure 54. Piping, Hoses and Valves



(1)	(2)	(3)	(4)	(5)	(6)	(7)
ITEM NO.	SMR CODE	NSN	CAGEC	PART NUMBER	DESCRIPTION AND USABLE ON CODE (UOC)	QTY
					GROUP 050301	
					FIG. 54 PIPING, HOSES, AND VALVES	
	XCFFF		19099	LCM82-95-505-001	SEWAGE/BLACKWATER SYSTEM, LCM8,MOD2	1
1	XDFFF		00XC0	109704	.VALVE,CHECK IN-LINE,1" HOSE	2
2	XDFZZ		81346	ASTM B42, 1"	.PIPE,METALLIC 1" NPS, REG, HARD DRAWN	1
3	XDOZZ		7D409	UNION1INNPSLDR	.UNION,PIPE 1IN NPS,SOLDER ENDS	6
4	XDFZZ		81346	ASTM A53 1IN	.PIPE,METALLIC 1" NPS,BLK SEAMLESS, SCH.40 X 3" LG	1
5	XDOZZ		81346	ASTM B42, 1-1/2"	.PIPE,METALLIC 1 1/2" NPS, REG,HARD DRAWN	1
6	XDOZZ		7D409	ELBOW90DEG1-1/2I NSLDR	.ELBOW,PIPE 90 DEGREE,1 1/2" NPS,SLDR ENDS,AIR VENT	2
7	XDOZZ		7D409	UNION1-1/2INNPS LDRXMALETHRD	.UNION,PIPE 1 1/2IN NPS SOLDER X MALE THREAD	1
8	XDOZZ		7D409	UNION1-1/2INNPS LDR	.UNION,PIPE 1 1/2 IN NPS SOLDER ENDS	4
9	XDFZZ		00DV7	16-168-1126	.HOSE,NONMETALLIC REINFORCED, 1 1/2" I/D X 2 1/32" O/D	1
10	XDOZZ		7M258	276146	.CLAMP,HOSE 1-7/8"-3 3/4", STAINLESS STEEL	24
11	XDOZZ		00XC0	243545	.FITTING,DECK,WASTE	1
12	XDOZZ		7D409	UNION1-1/2INSLDR XFEMTHRD	.UNION,PIPE 1 1/2IN NPS SOLDER X FEM THRD	1
13	XDOZZ		13039	00BCV150	.VALVE,CHECK,INVERTED VENT, 1 1/2 IN NPT	1
14	XDFZZ		81346	ASTM A53 1-1/2 IN	.PIPE,METALLIC 1 1/2" NPS,BLK SEAMLESS, SCH. 80 X 3" LG	1
15	XDOZZ		00XC0	310003	.FILTER,VENT HOLDING TANK, 1 1/2IN HOSE(SEALAND)	1
16	XDOZZ		7D409	ELBOW45DEG1INLRS LDR	.ELBOW,PIPE 45 DEGREE,1" NPS,LONG RAD,SOLDER ENDS	2
17	XDOZZ		7D409	ELBOW90DEG1INLRS LDR	.ELBOW,PIPE	7
					END OF FIGURE	

UNIT, DIRECT SUPPORT, AND GENERAL SUPPORT MAINTENANCE
FOR LANDING CRAFT MECHANIZED (LCM-8) (ALL VESSELS WITH MOD 2 APPLICATION)

DISCHARGE PUMP

REPAIR PARTS LIST

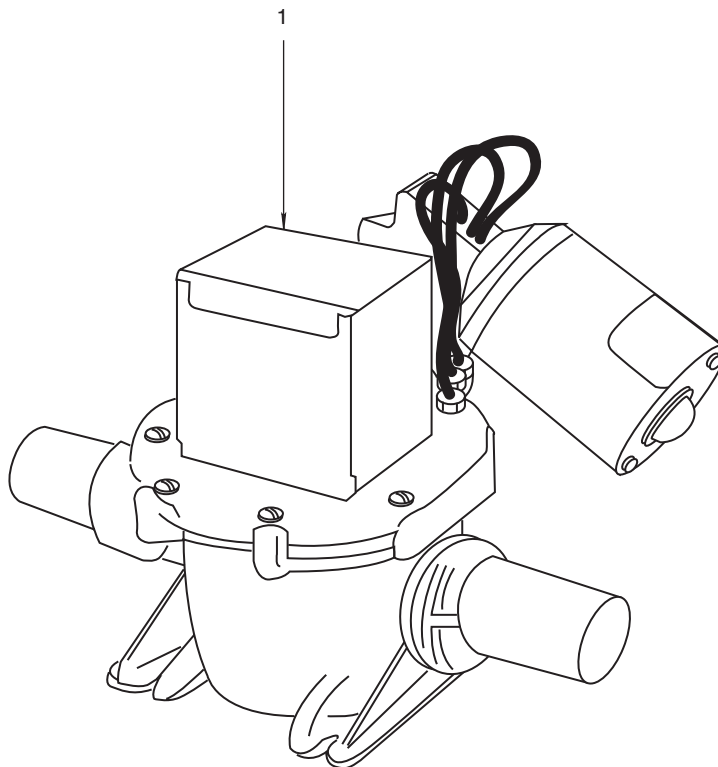


Figure 55. Discharge Pump

(1) ITEM NO.	(2) SMR CODE	(3) NSN	(4) CAGEC	(5) PART NUMBER	(6) DESCRIPTION AND USABLE ON CODE (UOC)	(7) QTY
					GROUP 050302	
					FIG. 55 DISCHARGE PUMP	
1	XDOZZ		0NJ18	317-302400	.PUMP,WASTE	1
					END OF FIGURE	

UNIT, DIRECT SUPPORT, AND GENERAL SUPPORT MAINTENANCE
FOR LANDING CRAFT MECHANIZED (LCM-8) (ALL VESSELS WITH MOD 2 APPLICATION)

TANK MONITOR SYSTEM

REPAIR PARTS LIST

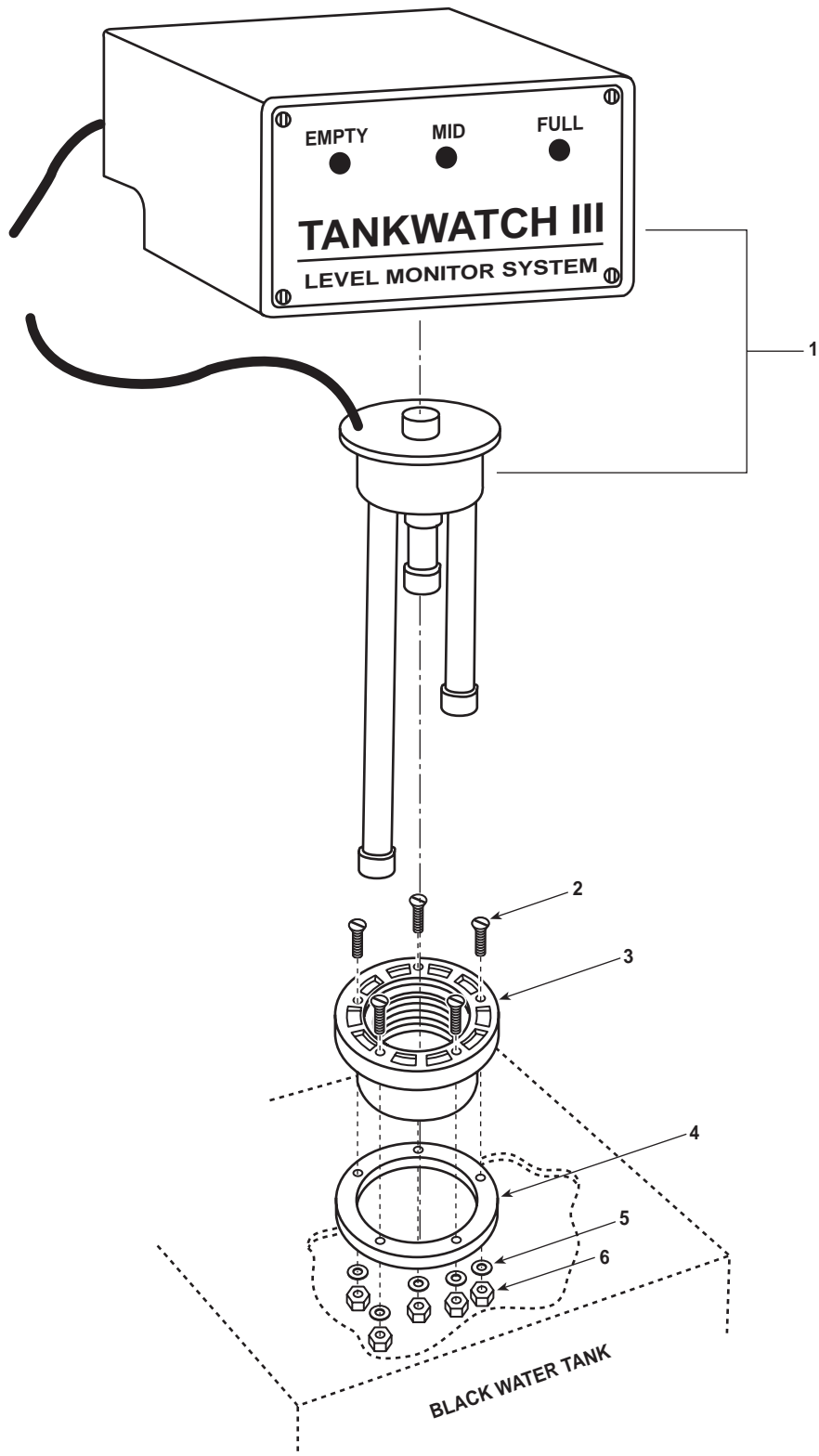


Figure 56. Tank Monitor System

(1) ITEM NO.	(2) SMR CODE	(3) NSN	(4) CAGEC	(5) PART NUMBER	(6) DESCRIPTION AND USABLE ON CODE (UOC)	(7) QTY
					GROUP 050303	
					FIG. 56 TANK MONITOR SYSTEM	
1	XDOZZ		0NJ18	310230	.INDICATOR,WATER LVL 24V TANKWATCH III MONITOR SYSTEM	1
2	PAOZZ	5305-00-719-4995	80205	MS51959-87	.SCREW, MACHINE PART OF KIT P/N 307230272	5
3	XDOZZ		0NJ18	600340406	.FLANGE,MOUNTING PART OF KIT P/N 307230272	1
4	XDOZZ		0NJI8	600340407	.GASKET,FLANGE PART OF KIT P/N 307230272	1
5	PAOZZ	5310-01-382-4068	39428	90107A029	.WASHER, FLAT PART OF KIT P/N 307230272	5
6	PAOZZ	5310-01-497-7828	39428	90257A029	.NUT PART OF KIT P/N 307230272 ...	5
					END OF FIGURE	

UNIT, DIRECT SUPPORT, AND GENERAL SUPPORT MAINTENANCE
FOR LANDING CRAFT MECHANIZED (LCM-8) (ALL VESSELS WITH MOD 2 APPLICATION)

PIPING, VALVES, STRAINERS, HOSES, AND FITTINGS

REPAIR PARTS LIST

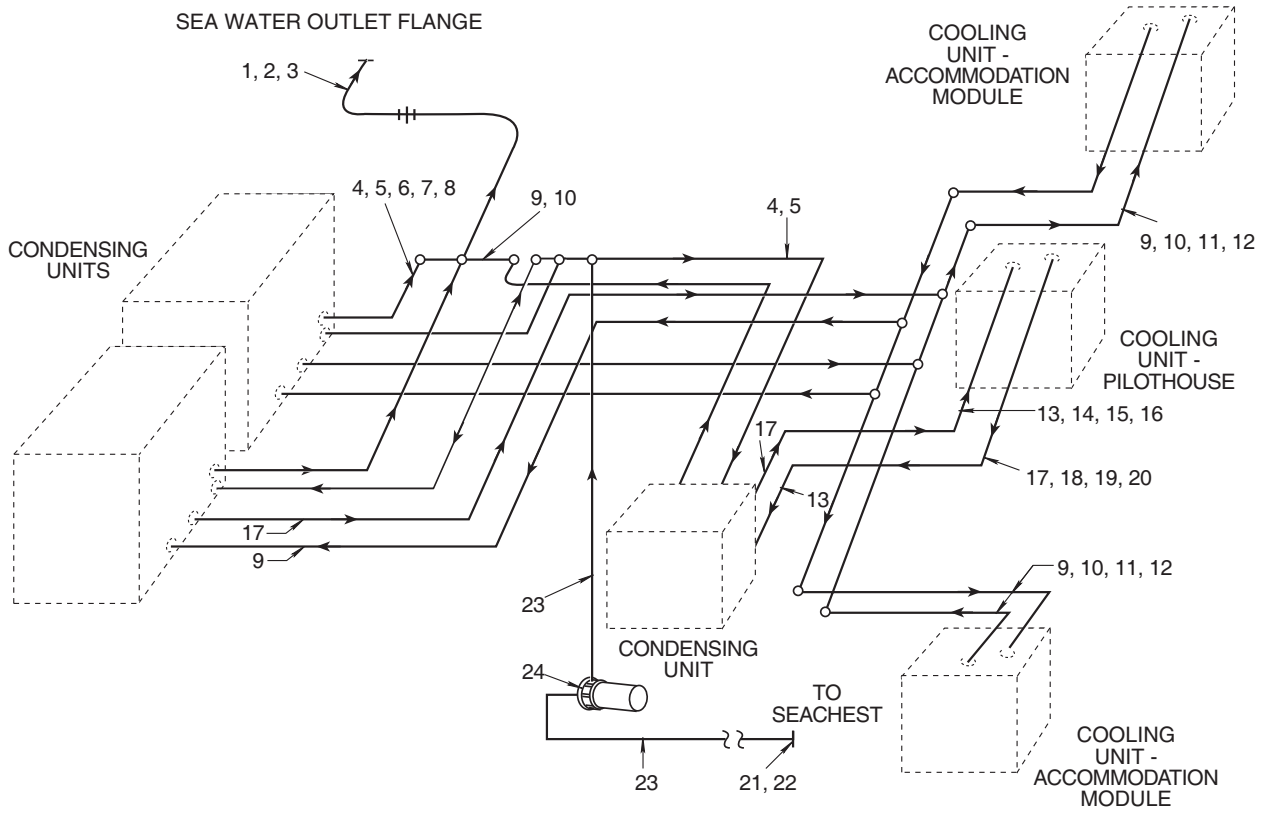


Figure 57. Piping, Valves, Strainers, Hoses and Fittings

(1)	(2)	(3)	(4)	(5)	(6)	(7)
ITEM NO.	SMR CODE	NSN	CAGEC	PART NUMBER	DESCRIPTION AND USABLE ON CODE (UOC)	QTY
					GROUP 050401	
					FIG. 57 PIPING, VALVES, STRAINERS, HOSES, AND FITTINGS	
	XCOFF		19099	LCM82-95-514-001	AIR CONDITIONING SY SCHEMATIC AND SYSTEM INSTALLATION DETAILS	1
1	XDFZZ		81349	MILT16420TY1CL20	.TUBE 1 1/4 NPS X .072 WALL, ALLOY 0 1-1/4 NO 706	1
2	XDOZZ		81349	MILF1183ELBOW90DEG1-1/4NPSSKT	.ELBOW,90DEG SHORT RAD, 1-1/4 NPS SOCKET ENDS	3
3	XDOZZ		81349	MILF118390DEGUNI ONELBOW	.UNION,ELBOW 3/4 NPS, 90DEG, FEMALE, SOCKET ENDS	1
4	XDFZZ		19099	LCM82-95-514-001 FIND67	.HOSE,5/8"ID,CLEAR	1
5	XDOZZ		96906	MS35842-11	.CLAMP,HOSE	24
6	XDOZZ		12168	604-2	.ADAPTER FTG X M, 1/2	3
7	XDOZZ		19099	LCM82-95-514-001 FIND70	.VALVE,SWING CHECK CLASS 150,1/2NPS,THREADED	3
8	XDOZZ		12168	733-4	.UNION C X M, 1/2	3
9	XDFZZ		81346	ASTMB88TYK .5000 D	.TUBE,COPPER TYPE K,HARD DRAWN,.5000 D X .049 WALL	1
10	XDOZZ		12168	607 1/2	.ELBOW,90DEG C X C,CLOSE ROUGH, 1/2	11
11	XDOZZ		12168	701 1/2	.COUPLING,STRAIGHT C X C, 1/2,COPPER	4
12	XDOZZ		19099	LCM82-95-514-001 FIND88	.INSULATION,1/2"ID	1
13	XDFZZ		81346	ASTMB88TYK .250 OD	.TUBE,COPPER TYPE K,HARD DRAWN,.250 OD X .049 WALL	1
14	XDOZZ		12168	607 1/4	.ELBOW,90DEG C X C,CLOSE ROUGH, 1/4	4
15	XDOZZ		12168	701 1/4	.COUPLING,STRAIGHT C X C, 1/4,COPPER	2
16	XDOZZ		19099	LCM82-95-514-001 FIND90	.INSULATION,1/4"ID	1
17	MFFZZ		81346	ASTMB88TYK .375 OD	.TUBE,COPPER TYPE K,HARD DRAWN,.375 OD X .049 WALL	1
18	XDOZZ		12168	607 3/8	.ELBOW,90DEG C X C,CLOSE ROUGH, 3/8	16
19	XDOZZ		12168	701 3/8	.COUPLING,STRAIGHT C X C, 3/8,COPPER	10

(1)	(2)	(3)	(4)	(5)	(6)	(7)
ITEM NO.	SMR CODE	NSN	CAGEC	PART NUMBER	DESCRIPTION AND USABLE ON CODE (UOC)	QTY
20	XDOZZ		19099	LCM82-95-514-001 FIND89	.INSULATION,3/8"ID	1
21	XDOZZ		19099	LCM82-95-514-001 FIND29	.VALVE,GLOBE CLASS 150,1-1/2NPS THREADED	1
22	XDOZZ		19099	LCM82-95-514-001 FIND30	.STRAINER,Y CLASS 150,1-1/2NPS, THREADED	1
23	XDFZZ		81349	MILT16420TY1CL20	.TUBE 3/4 NPS X .072 WALL, ALLOY NO 3/4 706	1
24	XDOZZ		81349	MILF1183ADPTR3/4	.ADAPTER NPSSKTX3/4NPTF	1
END OF FIGURE						

UNIT, DIRECT SUPPORT, AND GENERAL SUPPORT MAINTENANCE
FOR LANDING CRAFT MECHANIZED (LCM-8) (ALL VESSELS WITH MOD 2 APPLICATION)

SEA WATER PUMP

REPAIR PARTS LIST

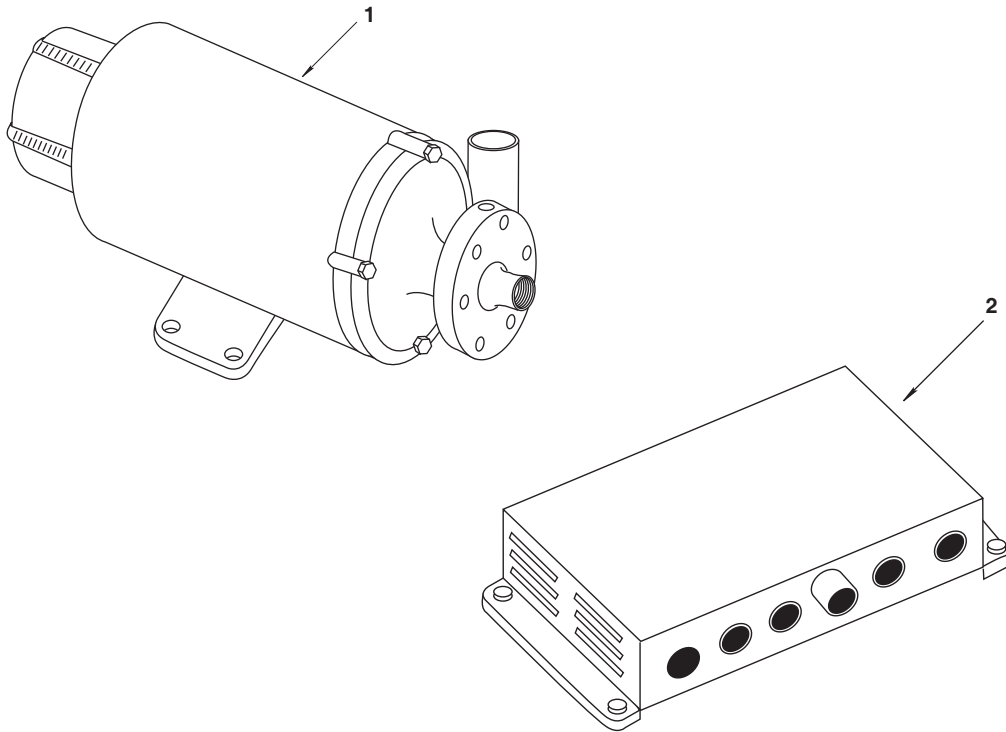


Figure 58. Sea Water Pump

(1) ITEM NO.	(2) SMR CODE	(3) NSN	(4) CAGEC	(5) PART NUMBER	(6) DESCRIPTION AND USABLE ON CODE (UOC)	(7) QTY
					GROUP 050402	
					FIG. 58 SEA WATER PUMP	
1	PDOZZ	4320-01-273-2469	29597	P1500BX	.PUMP, SEA WATER	1
2	XDOZZ		29597	PR3X-3C	.RELAY-SWITCH	1
END OF FIGURE						

UNIT, DIRECT SUPPORT, AND GENERAL SUPPORT MAINTENANCE
FOR LANDING CRAFT MECHANIZED (LCM-8) (ALL VESSELS WITH MOD 2 APPLICATION)

COOLING UNITS

REPAIR PARTS LIST

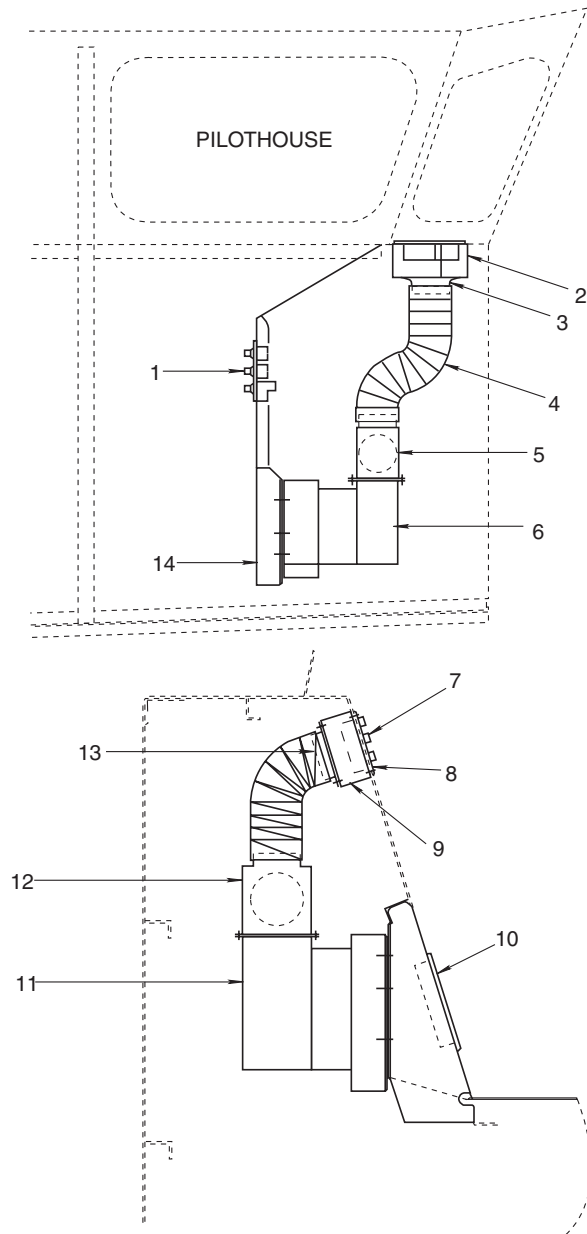


Figure 59. Cooling Units

(1)	(2)	(3)	(4)	(5)	(6)	(7)
ITEM NO.	SMR CODE	NSN	CAGEC	PART NUMBER	DESCRIPTION AND USABLE ON CODE (UOC)	QTY
					GROUP 050403	
				FIG. 59	COOLING UNITS	
1	XDFZZ		29597	SA3-ZCB10	.SWITCH SECTION ROTARY	1
2	XBFZZ		K6F48	10X4 VH	.GRILLE,DISCHARGE	2
3	XBFZZ		K6F48	CUK PB 10/4	.BOX,ADAPTER	2
4	XBFZZ		K6F48	CUK PO5	.ADAPTER,HOSE	2
5	XBFZZ		K6F48	CUKPBSBL	.BOX,TRANSITION	1
6	XDFZZ		29597	EBO10C	.COOLING UNIT BLOWER TYPE,PILOT HOUSE	1
7	XDFZZ		29597	SA3-ZCB10	.SWITCH SECTION ROTARY CONTROL ASSEMBLY	2
8	XBFZZ		K6F48	10X6 VH	.GRILLE,DISCHARGE	4
9	XBFZZ		K6F48	CUK PB 12/8	.BOX,ADAPTER	4
10	XDFZZ		K6F48	10X10 RA	.GRILLE,RETURN AIR	4
11	XDFZZ		K6F48	EBO24C	.COOLING UNIT BLOWER TYPE,ACCOMODATION MODULE	2
12	XBFZZ		K6F48	P16/6	.PLENUM,TWO WAY	2
13	XBFZZ		K6F48	CUK PO6	.ADAPTER 6' TO 8"	4
14	XDFZZ		K6F48	10X10 RA	.GRILLE,RETURN AIR	1
					END OF FIGURE	

**UNIT, DIRECT SUPPORT, AND GENERAL SUPPORT MAINTENANCE
FOR LANDING CRAFT MECHANIZED (LCM-8) (ALL VESSELS WITH MOD 2 APPLICATION)**

CONDENSING UNITS

REPAIR PARTS LIST

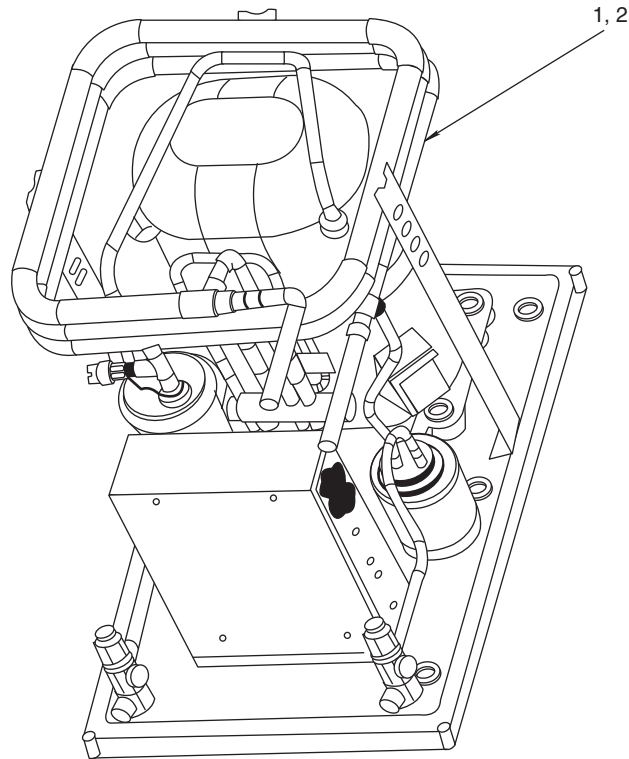


Figure 60. Condensing Units

(1) ITEM NO.	(2) SMR CODE	(3) NSN	(4) CAGEC	(5) PART NUMBER	(6) DESCRIPTION AND USABLE ON CODE (UOC)	(7) QTY
					GROUP 050404	
					FIG. 60 CONDENSING UNITS	
1	XDFZZ		K6F48	F24C-P	.CONDENSING UNIT ACCOMODATION MODULE	2
2	XDFZZ		K6F48	WFAH10C	.CONDENSING UNIT	1
					END OF FIGURE	

**UNIT, DIRECT SUPPORT, AND GENERAL SUPPORT MAINTENANCE
FOR LANDING CRAFT MECHANIZED (LCM-8) (ALL VESSELS WITH MOD 2 APPLICATION)**

VENTILATION FANS

REPAIR PARTS LIST

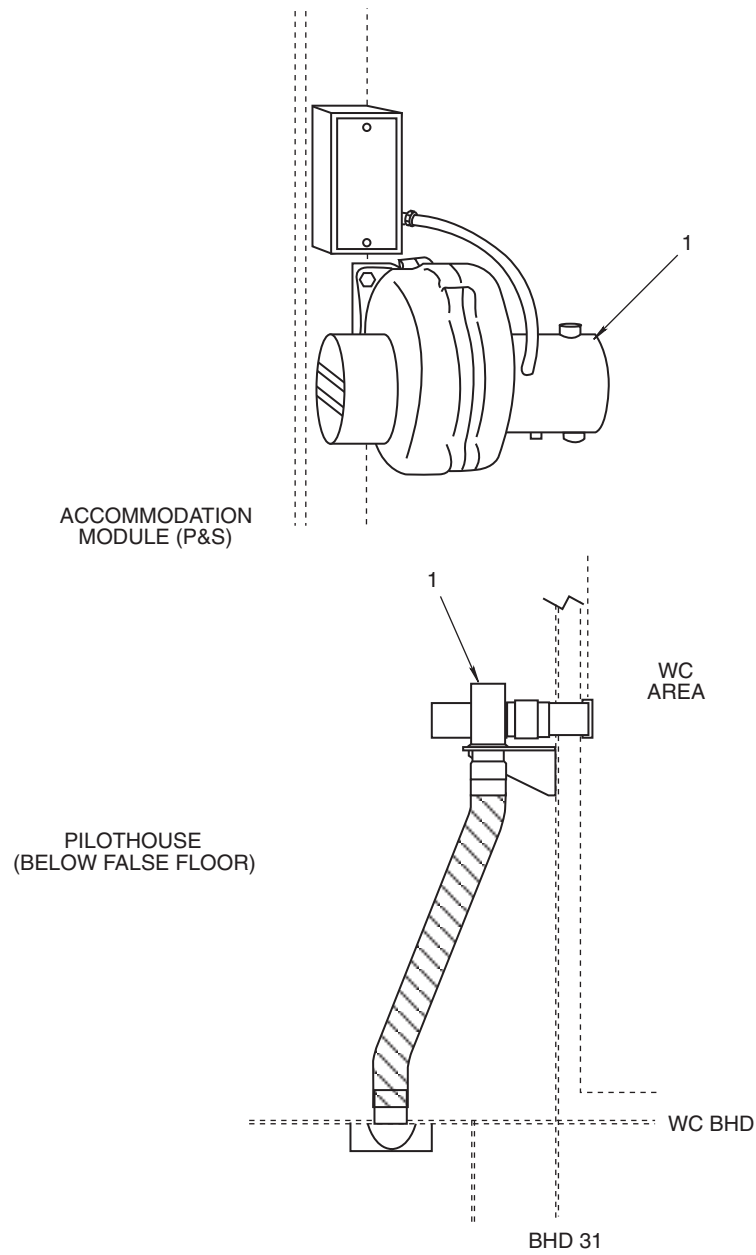


Figure 61. Ventilation Fans (Sheet 1 of 2)

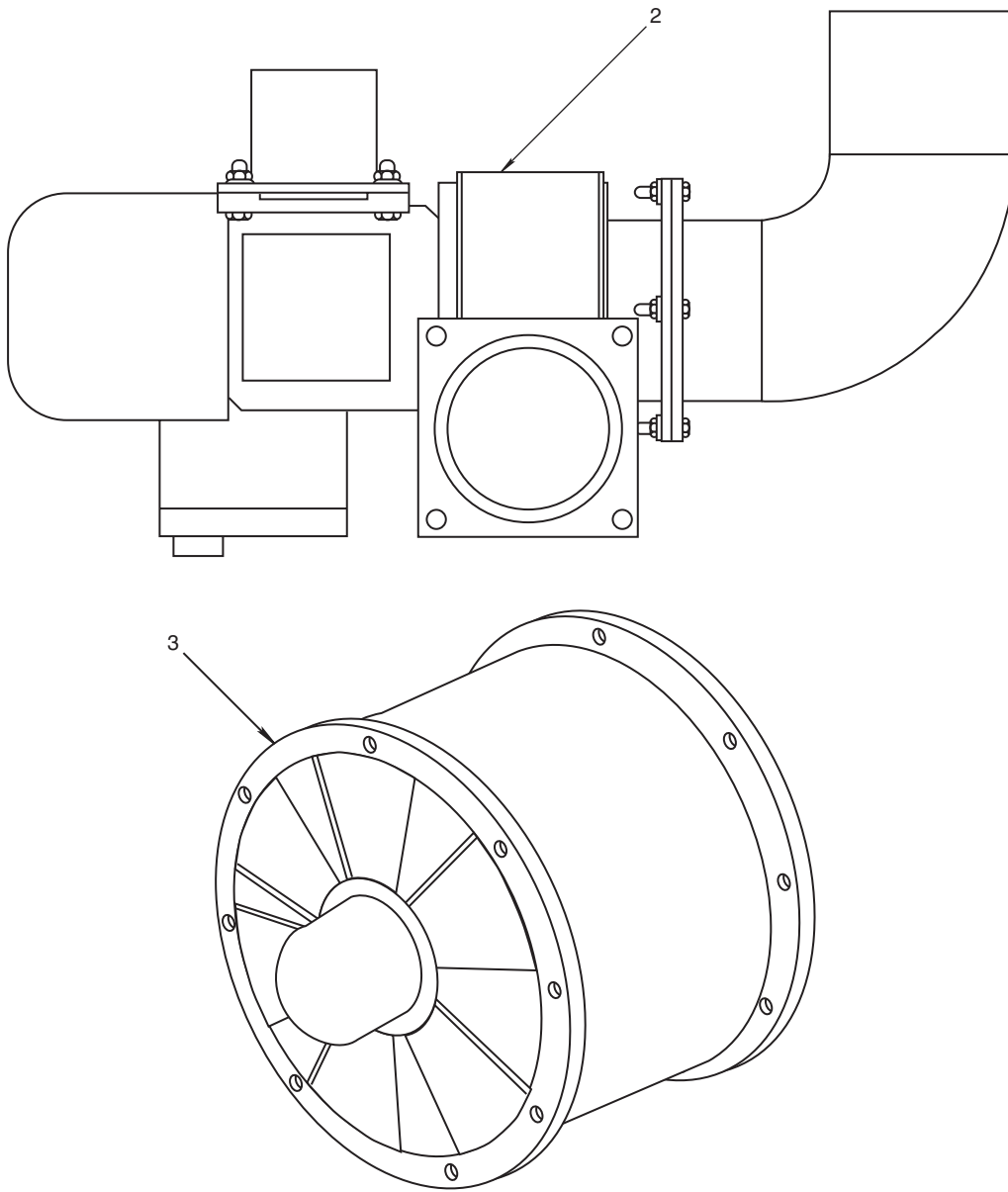


Figure 61. Ventilation Fans (Sheet 2 of 2)

(1)	(2)	(3)	(4)	(5)	(6)	(7)
ITEM NO.	SMR CODE	NSN	CAGEC	PART NUMBER	DESCRIPTION AND USABLE ON CODE (UOC)	QTY
					GROUP 050405 FIG. 61 VENTILATION FANS	
1	XDOZZ		97418	MB324	.FAN,VENTILATION 115 CFM,24V	3
2	XDOZZ		U6322	40 BTFL-56S/2GPV F	.FAN,24VDC BATTERY VENT	1
3	XDOZZ		U6322	250-56L-2GPV/6/2 8	.FAN,VENTILATION	2
END OF FIGURE						

UNIT, DIRECT SUPPORT, AND GENERAL SUPPORT MAINTENANCE
FOR LANDING CRAFT MECHANIZED (LCM-8) (ALL VESSELS WITH MOD 2 APPLICATION)

PIPING, VALVES, STRAINERS, HOSES, AND FITTINGS

REPAIR PARTS LIST

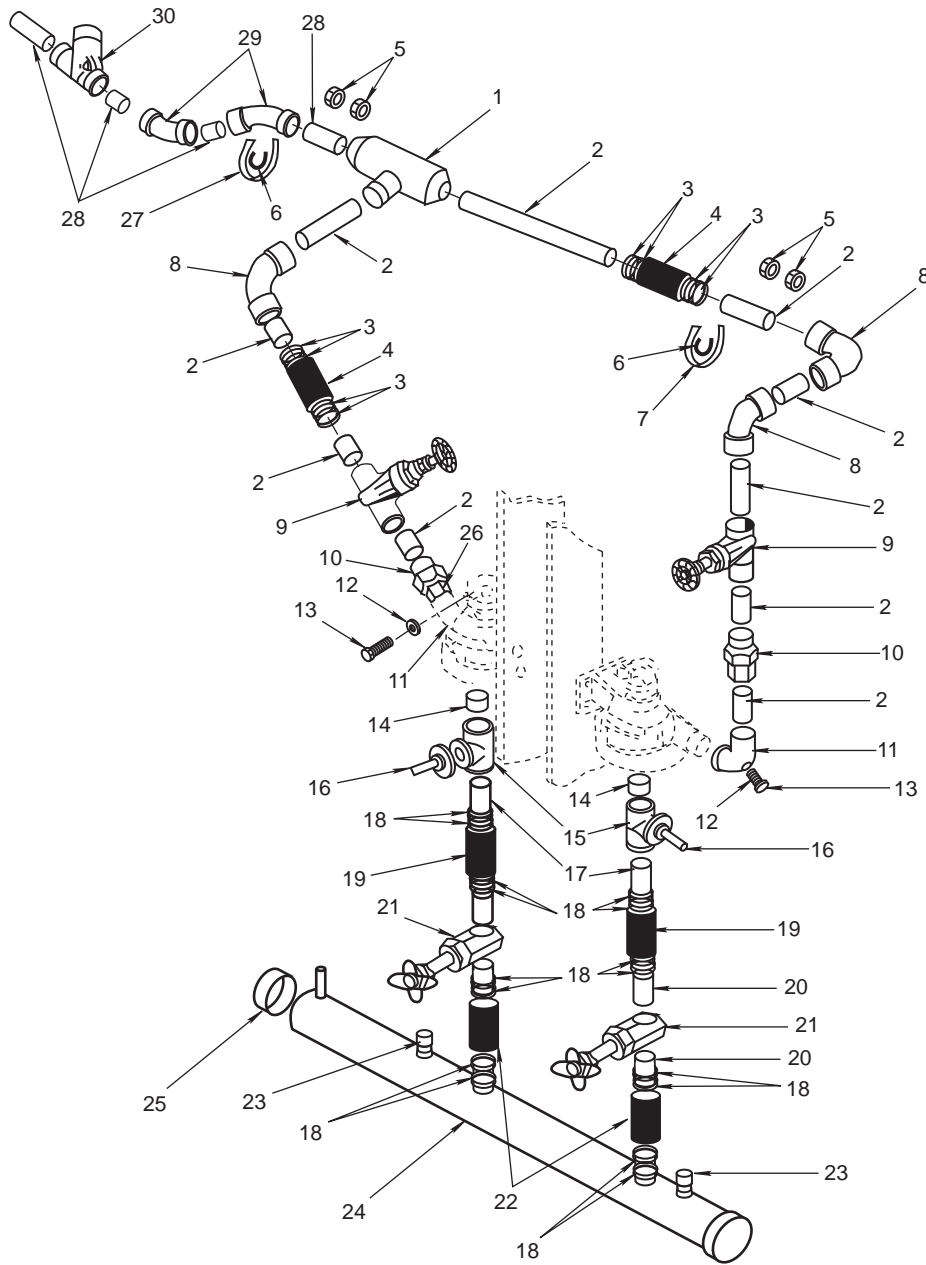


Figure 62. Piping, Valves, Strainers, Hoses and Fittings (Sheet 1 of 5)

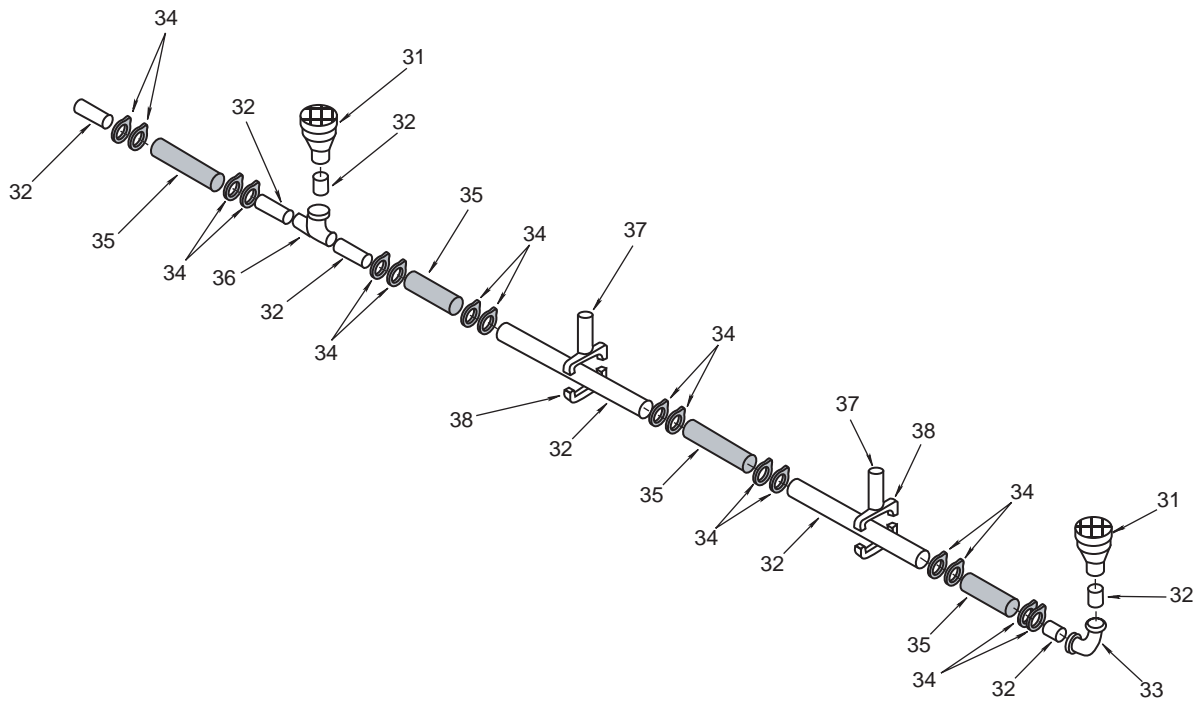


Figure 62. Piping, Valves, Strainers, Hoses and Fittings (Sheet 2 of 5)

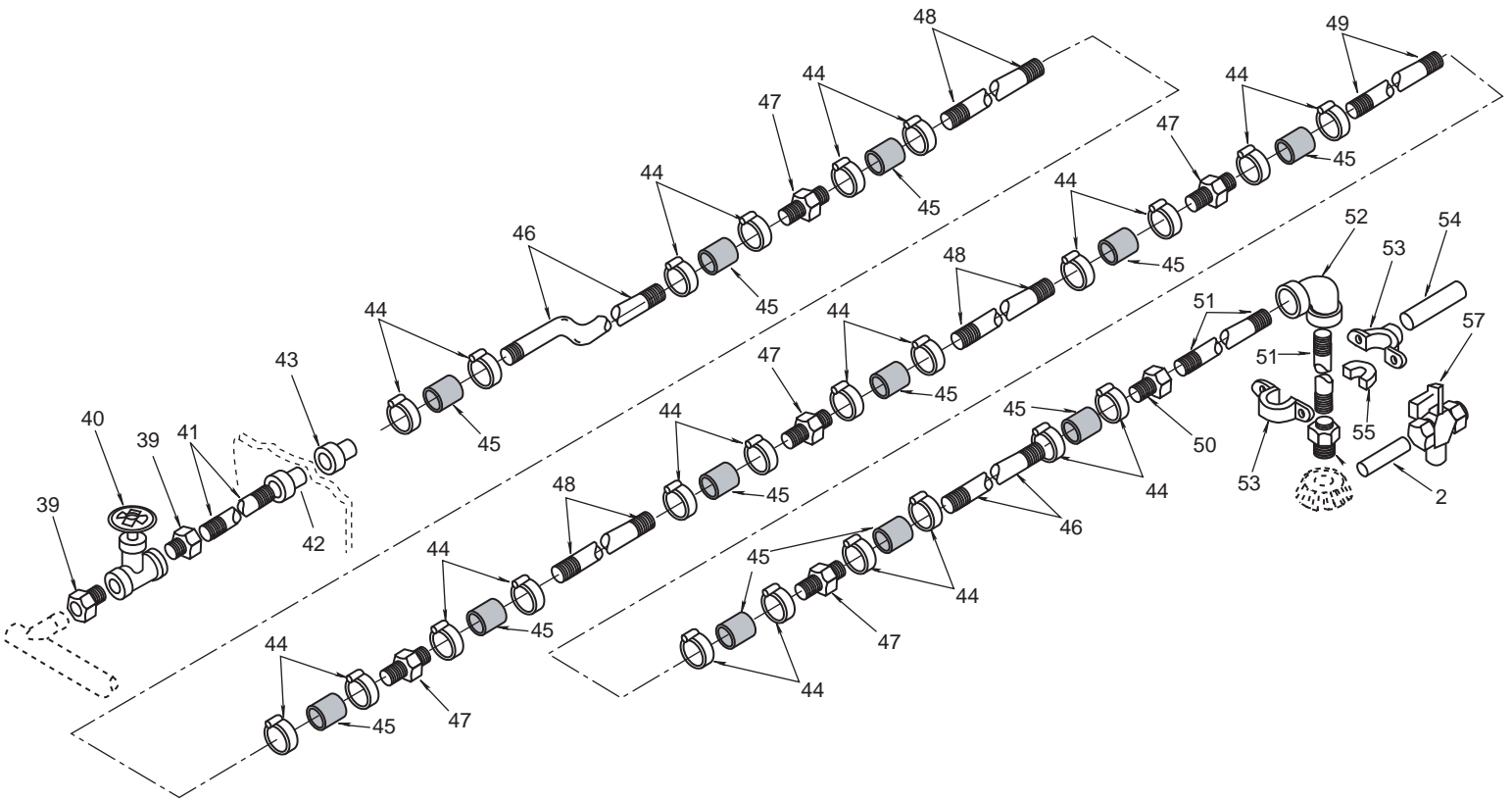


Figure 62. Piping, Valves, Strainers, Hoses and Fittings (Sheet 3 of 5)

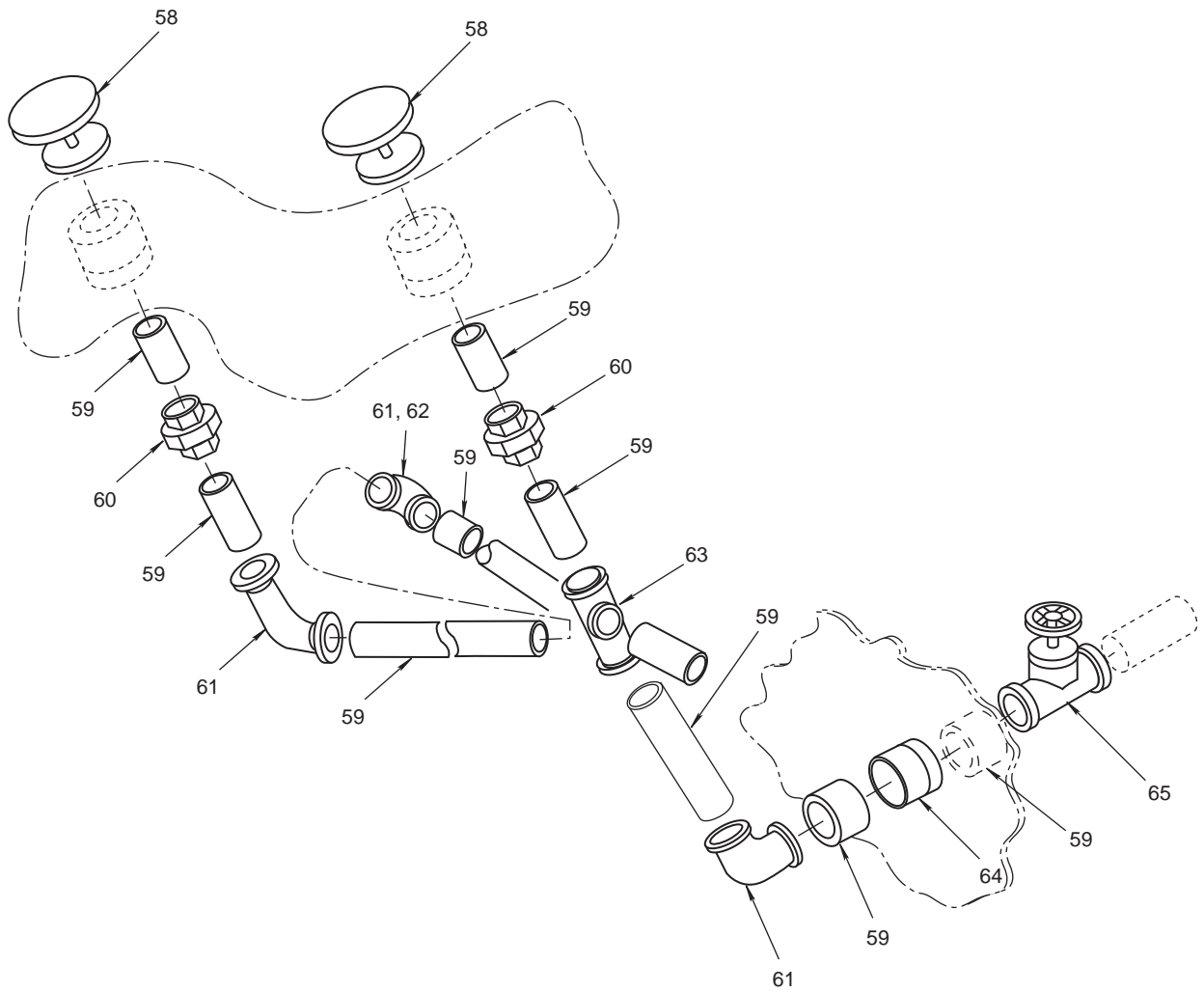


Figure 62. Piping, Valves, Strainers, Hoses and Fittings (Sheet 4 of 5)

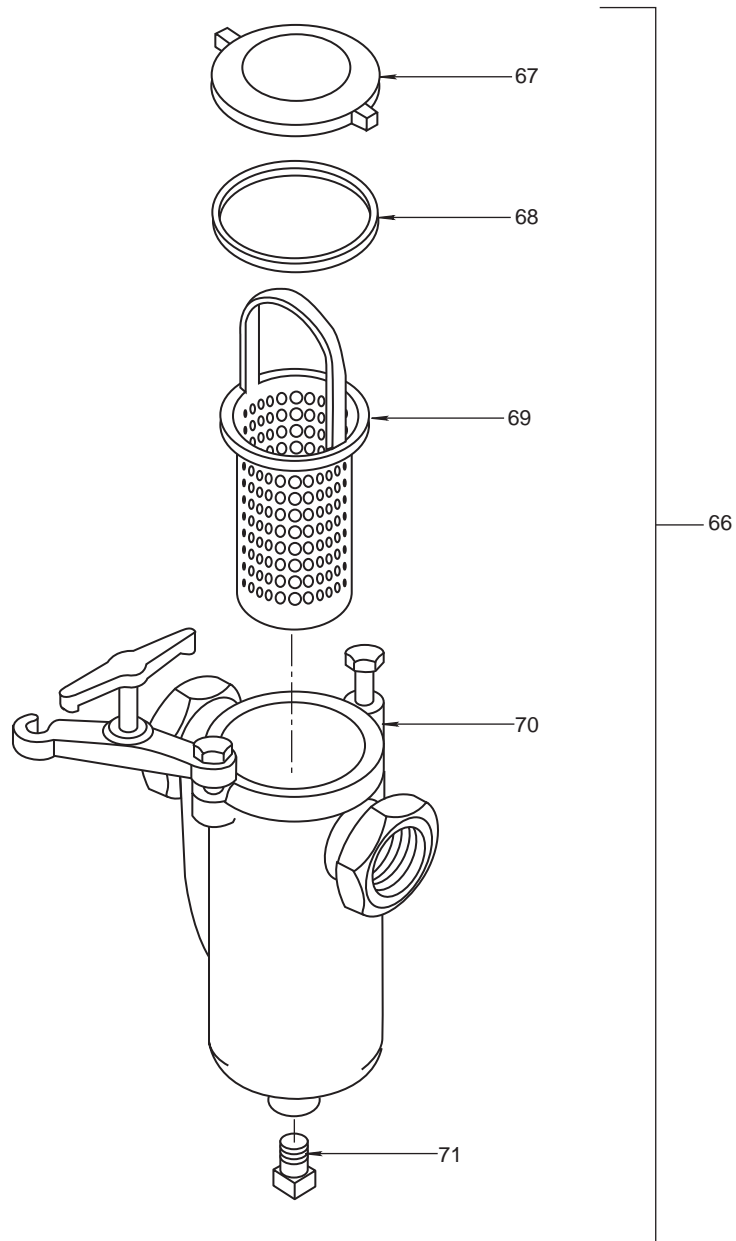


Figure 62. Piping, Valves, Strainers, Hoses and Fittings (Sheet 5 of 5)

(1) ITEM NO.	(2) SMR CODE	(3) NSN	(4) CAGEC	(5) PART NUMBER	(6) DESCRIPTION AND USABLE ON CODE (UOC)	(7) QTY
					GROUP 050501	
					FIG. 62 PIPING, VALVES, STRAINERS, HOSES, AND FITTINGS	
	XCOFF		19099	LCM82-95-521-002	BILGE SYSTEM INSTAL PIPING SYSTEM.....	1
1	XDOZZ		72423	3030-478	.TEE,REDUCING 3" X 2" X 2.....	1
2	MOOZZ		81346	UNS C12000-05C	.TUBE,SEAMLESS COPPER.....	1
3	XDOZZ		96906	MS35892-13	.CLAMP,HOSE,LOW PRESSURE 1 13/16"-2 3/4".....	8
4	XDOZZ		88173	76W	.HOSE,WATER 2 1/8" ID 4 PLY X 2" L.....	2
5	PAOZZ	5310-00-477-6768	96906	MS35649-2384	.NUT,PLAIN,HEXAGON .375-16 UNC-2B.....	8
6	XDOZZ		96906	NPN	.LINER,RUBBER.....	2
7	XDOZZ		80996	FIG 120	.U-BOLT 2" PIPE.....	2
8	XDOZZ		80204	B16.11	.ELBOW,90 DEG CXC 2" NOM SIZE.....	3
9	XDOZZ		12168	S-121	.VALVE,GATE 2 IN.....	2
10	XDOZZ		12168	733-3	.UNION CXF 2" NOM SIZE.....	2
11	XDOZZ		81346	NPN	.ELBOW STREET 90 DEG CL125 2" IPS THRD.....	2
12	XDOZZ		72423	4171-099	.BUSHING,HEX 1/2" X 3/8" IPS.....	2
13	XDOZZ		37239	DC604	.DRAINCOCK 3/8.....	2
14	XDOZZ		96906	MS51849-172	.NIPPLE,CLOSE TYPE 2 1/2" IPS.....	2
15	XDOZZ		81346	B16.11	.TEE, CL125,2 1/2" IPS THREADED.....	2
16	XDOZZ		72423	4171-445	.BUSHING,INSIDE HEX 2 1/2" X 3/4" IPS THREADED.....	2
17	XDOZZ		80204	NPN	.ADAPTER FIG X M, 2 1/2" NUM SIZE.....	2
18	PAOZZ	4730-00-908-6292	81646	MS35842-14	.CLAMP,HOSE PRESURE 2 9/16" X 3 1/2".....	16
19	XDOZZ		88173	76W	.HOSE,WATER 2 5/8" ID, 4 PLY X 4" L.....	2
20	XDFZZ		81346	UNS C12000-050	.TUBE,COPPER SEAMLESS, WATER 2 1/2" STD SIZE X .095" WAL.....	1
21	XDOZZ		12168	S-21	.VALVE,GATE 2 1/2" 125 LB SWP, CXC.....	2
22	XDFZZ		88173	76W	.HOSE,WATER 2 5/8" ID,4-PLY X 4" L.....	2

(1)	(2)	(3)	(4)	(5)	(6)	(7)
ITEM NO.	SMR CODE	NSN	CAGEC	PART NUMBER	DESCRIPTION AND USABLE ON CODE (UOC)	QTY
23	XDOZZ		12168	717	.CAP 2.125 OD TUBING	2
24	XDFZZ		80064	508-4510948-148	.TUBE,COPPER SUCTION MANIFOLD (4-1/8 IN.OD)(MAKE FROM T	1
25	XDOZZ		74163	PD15-154	.CAP,TUBE 4 1/8 IN	2
26	PAOZZ	4730-00-222-1844	96906	MS51846-152	.NIPPLE,PIPE 2" IPS	2
27	XDOZZ		80996	FIG 120	.U-BOLT 3" PIPE	2
28	XDFZZ		81346	C12000-050	.TUBE,COPPER,WATER SEAMLESS	2
29	XDOZZ		80204	B16.11	.ELBOW,90 DEG CXC, 3" NOM SIZE	2
30	PAOZZ	4820-01-073-0230	12168	S-143-B	.VALVE,CHECK 3" 125 LB SWP,CXC	1
31	XDOZZ		59158	60-160	.DRAIN DECK	2
32	XDFZZ		81346	UNS C12000-050	.TUBE,COPPER SEAMLESS 1 1/2" STD SIZE X .072" WALL	1
33	XDOZZ		80204	B16.11	.ELBOW,90 DEG CXC, 1 1/2" NUM SIZE	1
34	PAOZZ	4730-00-908-3193	96906	MS35842-12	.CLAMP,HOSE PRESSURE 1 1/16" - 2"	16
35	XDFZZ		24161	321003	.HOSE,WATER 1 5/8" ID, 4 PLY X 5" L	4
36	XDOZZ		80204	B16.11	.ELBOW,90 DEG CXCXC, 3" NOM SIZE	1
37	XDFZZ		81346	ASTM A120	.PIPE,BLACK SCHED 40 1/4 IPS X 7" L	2
38	XDOZZ		80996	FIG 138	.CLAMP 1 1/4" PIPE SIZE THREADED	2
39	PAOZZ	4730-00-722-3591	41947	W-1188	.ADAPTER,STRAIGHT,PI	19
40	PAOZZ	4820-00-227-0169	6N299	4403103	.VALVE,GLOBE	7
41	XDOZZ		80064	508-4510948-142	.TUBE,COPPER (MAKE FROM 4710-00-278-2223	7
42	XDOZZ		34749	210-2-7-8IN	.COUPLING COMPRESSION	7
43	XDOZZ		34749	2114	.ADAPTER,SLEEVE NEOPRENE, 2-1/2 IN.	13
44	PAOZZ	4730-00-134-4222	66295	52HS	.CLAMP,HOSE 2 1/2 IN	70
45	XDOZZ		80064	508-4510948-147	.HOSE,NONMETALLIC (MAKE FROM 4720-00-288-9755)	35
46	XDOZZ		80064	508-4510948-140	.TUBE,COPPER (MAKE FROM 4710-00-278-2223)	1
46	XDOZZ		80064	508-4510948-130	.TUBE,COPPER (MAKE FROM 4710-00-278-2223)	4

(1)	(2)	(3)	(4)	(5)	(6)	(7)
ITEM NO.	SMR CODE	NSN	CAGEC	PART NUMBER	DESCRIPTION AND USABLE ON CODE (UOC)	QTY
47	XDOZZ		80064	508-4510948-146	.TUBE,STEEL (2-5/8 IN.OD)(MAKE FROM TUBE P/N QQT380ASE	16
48	XDOZZ		80064	508-4510948-132	.TUBE,COPPER (MAKE FROM 4710-00-278-2223)	5
49	XDOZZ		80064	508-4510948-138	.TUBE,COPPER (MAKE FROM 4710-00-278-2223)	1
50	XDOZZ		34749	210	.FITTING,COMPRESSION COMPRESSION	5
51	XDOZZ		80064	508-4510948-141	.TUBE,COPPER (MAKE FROM 4710-00-278-2223)	5
52	XDOZZ		74163	PD15-235-2-1-2IN	.ELBOW,TUBE	3
53	XDOZZ		26403	138-2-1-2IN	.CLAMP,PIPE SPLIT	32
54	XDOZZ		80064	508-4510948-13	.PIPE,STEEL MFR FROM PIPE, P/N WWP404GRADEB CLASSA53BS(A	1
55	XDOZZ		80064	508-4510948-89	.LINER PIPE CLAMP (MAKE FROM 5330-00-505-6611)	1
56	XDOZZ		14959	1-8IN1INLG	.NIPPLE,PIPE	8
57	PAOZZ	4820-00-258-1546	37239	1178	.COCK,PLUG	8
58	XDOZZ		81346	ASTMA36PLATE5/8X 3/8	.PLATE,STEEL	3
59	PAOZZ	4710-00-277-5466	81346	ASTM A53,2"	.PIPE,METALLIC	1
60	XDOZZ		80204	ANSIB16.3UNION2"	.UNION,2 IN NPS,THRD	6
61	XDOZZ		80204	ANSIB16.9ELBOW90 DEG	.ELBOW,90DEG,2NPS,LR	5
62	XDOZZ		80204	ANSIB16.9ELBOW45 DEG	.ELBOW,45DEG,2NPS,LR	2
63	XDOZZ		80204	ANSIB16.9TEE2NPS	.TEE,EQUAL,2NPS	2
64	XDOZZ		81346	ASTM A53 2 1/2 IN	.PIPE,METALLIC	1
65	XDOZZ		19099	LCM82-95-521-002 FIND26	.VALVE,GLOBE	1
66	PAOZZ	2090-01-207-7231	73124	ST0720100TICPB	.STRAINER,BASKET	1
67	XDOZZ		73124	ST260A1	..COVER,STRAINER	1
68	PAOZZ	5331-01-207-7233	73124	ST260Z6B	..O-RING HYDRAULIC MOTOR PIPING SYSTEM	1
69	PAOZZ	4730-00-393-7218	73124	ST260BBXX	..STRAINER ELEMENT,SE	1
70	PAOZZ	4730-01-248-1527	73124	ST0720100TIC	..STRAINER,SEDIMENT 2 1/2 IN X 2 IN	1
71	PAOZZ	4730-01-229-1125	72922	SD1/4-18	..PLUG,DRAIN,STRAINER	1

END OF FIGURE

UNIT, DIRECT SUPPORT, AND GENERAL SUPPORT MAINTENANCE
FOR LANDING CRAFT MECHANIZED (LCM-8) (ALL VESSELS WITH MOD 2 APPLICATION)

BILGE PUMP/HYDRAULIC MOTOR ASSEMBLY

REPAIR PARTS LIST

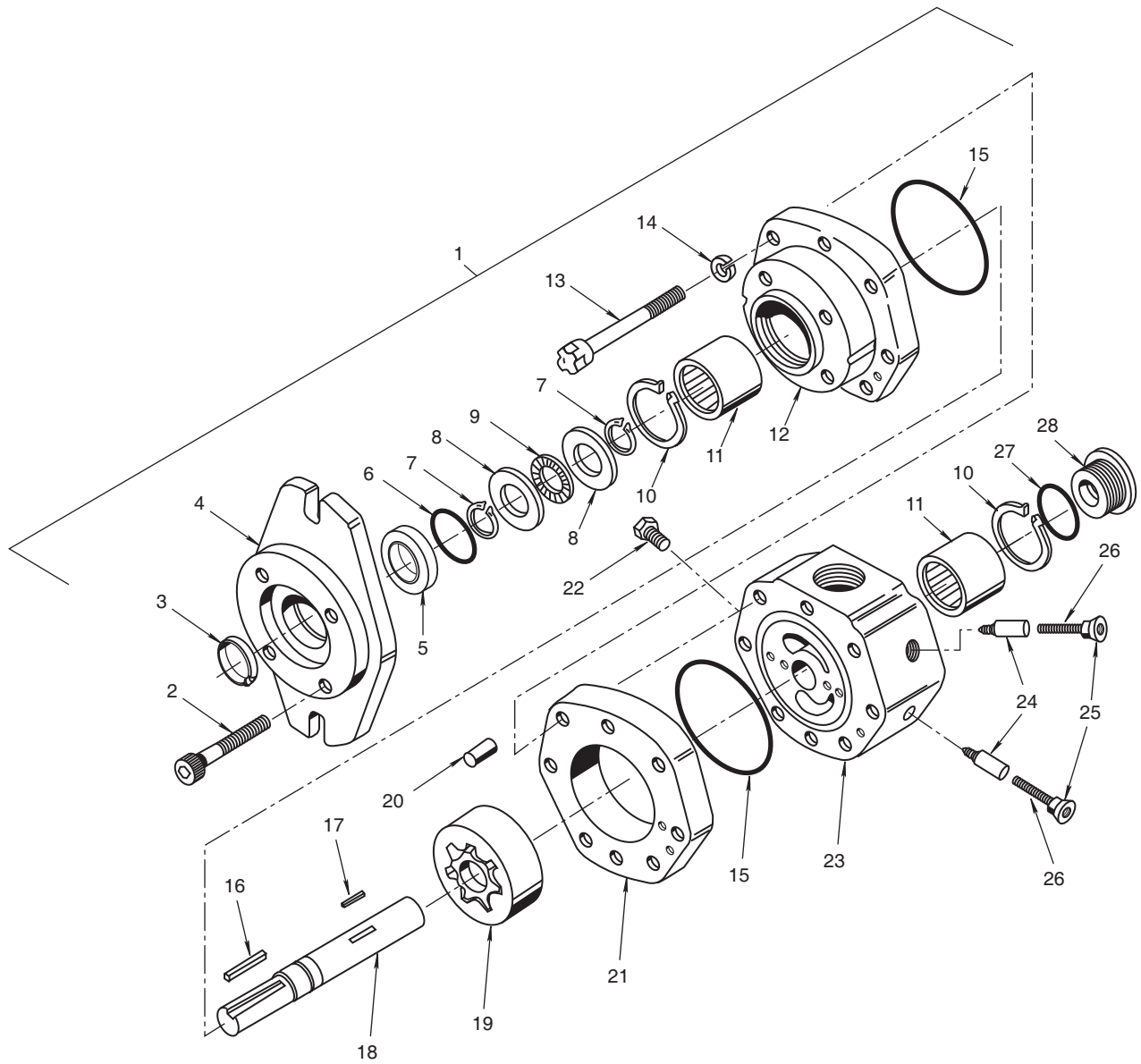


Figure 63. Bilge Pump/Hydraulic Motor Assembly (Sheet 1 of 2)

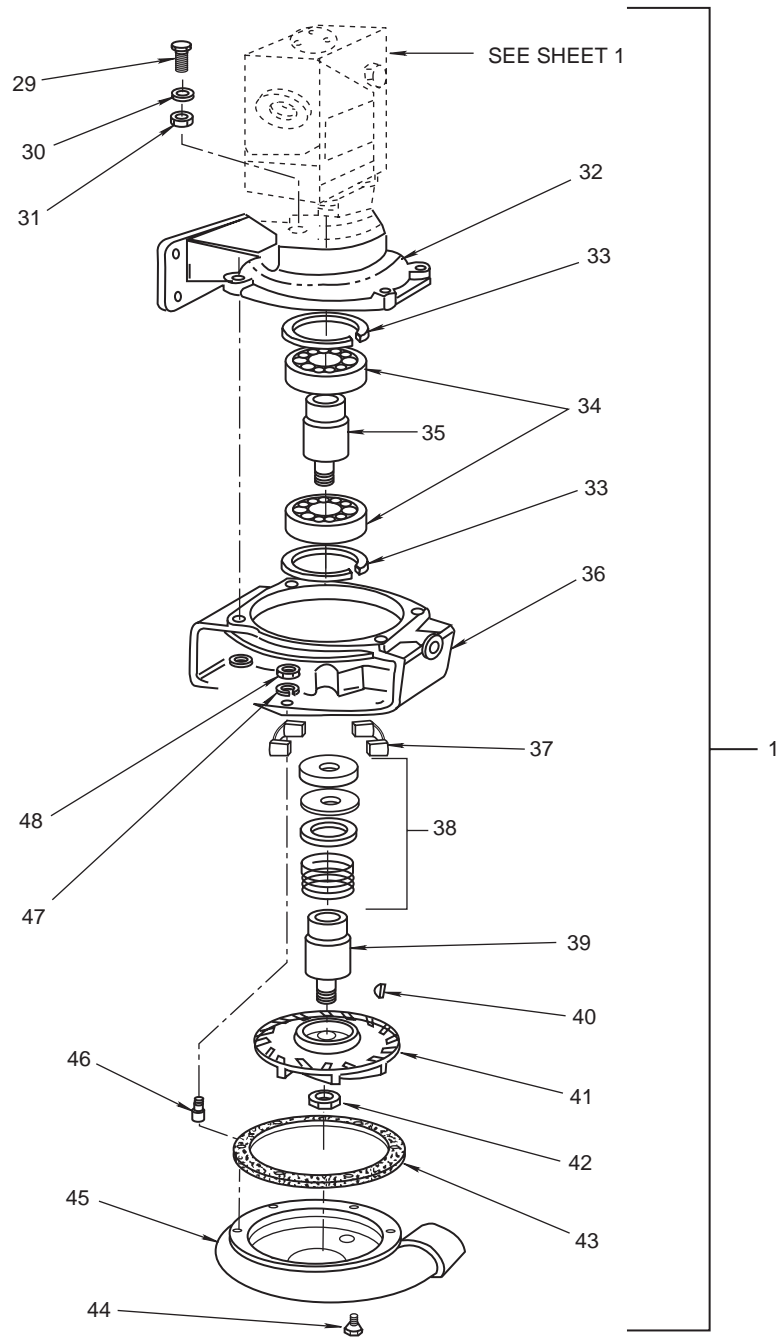


Figure 63. Bilge Pump / Hydraulic Motor Assembly (Sheet 2 of 2)

(1)	(2)	(3)	(4)	(5)	(6)	(7)
ITEM NO.	SMR CODE	NSN	CAGEC	PART NUMBER	DESCRIPTION AND USABLE ON CODE (UOC)	QTY
					GROUP 050502	
					FIG.63 BILGE PUMP/HYDRAULIC MOTOR ASSEMBLY	
	XCFZZ		97403	13226E9465	.BILGE, PUMP HYDRAULIC MOTOR	1
1	PAFZZ	4320-01-463-3994	76122	27805	.PUMP,CENTRIFUGAL	2
2	XDFZZ		76122	25060-09	..SCREW, MTG. FLANGE	4
3	XDFZZ		76122	20010-02	...SEAL, SHAFT, DIRT	1
4	XDFZZ		76122	10164-01	..FLANGE	1
5	XDFZZ		76122	2009-04	...SEAL, HI PSI	1
6	XDFZZ		76122	25001-31	...O-RING, MTG. FLANGE	1
7	XDFZZ		76122	20004-04	...RETAINER RING THRUST, BRG	2
8	XDFZZ		76122	20012-03	...WASHER, THRUST BRG	2
9	XDFZZ		76122	20002-04	...BEARING, THURUST	1
10	XDFZZ		76122	20003-06	...RETAINER, RING SHFT BRG	2
11	XDFZZ		76122	2001-03	...BEARING, SHAFT ROLLER	2
12	XDFZZ		76122	10166-01	...HOUSING, FRONT BRG	1
13	XDFZZ		76122	20013-02	...SCREW, HOUSING	6
14	XDFZZ		76122	20020-02	...WASHER, LOCK	6
15	XDFZZ		76122	25000-38	...O-RING,BOOT AND HSG PART OF KIT P/N 80005-16	2
16	XDFZZ		76122	10160-02	...SQUARE, KEY, SHAFT DRIVE	1
17	XDFZZ		76122	10188-02	...KEY, GEROTOR DRIVE	1
18	XDFZZ		76122	10158-03	...SHAFT, LONG-HEX	1
19	XDFZZ		76122	70017-03	...GEROTOR	1
20	XDFZZ		76122	10161-01	...DOWEL, LOCATING	4
21	XDFZZ		76122	10209-03	...HOUSING, BEROTOR MOTOR	1
22	XDFZZ		76122	75013-06	...PLUG EXT. DRAIN	1
23	XDFZZ		76122	10205-01	...BODY, MOTOR	1
24	XDFZZ		76122	10059-05	...POPPET, CHECK VALVE	2
25	XDFZZ		76122	75013-53	...PLUG, CHECK VALVE	2
26	XDFZZ		76122	20011-05	...SPRING, CHECK VALVE	2
27	XDFZZ		76122	25009-20	...O-RING, END PLUG	1
28	XDFZZ		76122	10163-01	...PLUG, END	1

(1)	(2)	(3)	(4)	(5)	(6)	(7)
ITEM NO.	SMR CODE	NSN	CAGEC	PART NUMBER	DESCRIPTION AND USABLE ON CODE (UOC)	QTY
29	XDFZZ		76122	21274	..CAPSCREW	6
30	PAFZZ	5310-01-089-0538	76122	21266	..WASHER,LOCK	12
31	XDFZZ		76122	21449	..WASHER, FLAT	2
32	XDFZZ		76122	25467	..PEDESTAL	1
33	PAFZZ	5325-00-410-4689	76122	22035	..RING,RETAINING	2
34	PAFZZ	3110-01-227-6483	76122	25474	..BEARING,BALL,ANNULA	2
35	XDFZZ		76122	25469	..SHAFT SS	1
36	XDFZZ		76122	22703	..ADAPTER	1
37	PAFZZ	4320-01-069-9790	76122	23039	...CLAMP ASSEMBLY,IMPE	1
38	XDFZZ		76122	22361	...SEAL ASSEMBLY	1
39	PAFZZ	4320-01-463-4876	76122	24900	...SLEEVE,SHAFT,PUMP	1
40	PAFZZ	5315-00-463-5224	76122	21762	...KEY, WOODRUFF	1
41	PAFZZ	4320-01-463-4868	76122	22694	...IMPELLER,PUMP,CENTR	1
42	XDFZZ		76122	24855	...NUT, JAM	1
43	PAFZZ	5330-00-218-2311	76122	21216	...GASKET SET	1
44	XDFZZ		76122	21186	...PLUG	1
45	XDFZZ		76122	21204	...HOUSING, ASSY LH	1
46	XDFZZ		76122	21217	...STUD	6
47	XDFZZ		76122	26051	..LOCKWASHER B 3/8 X 1/8 SILICON BRONZE	6
48	PAFZZ	5310-00-367-1799	76122	21230	..NUT,PLAIN,HEXAGON	6

END OF FIGURE

**UNIT, DIRECT SUPPORT, AND GENERAL SUPPORT MAINTENANCE
FOR LANDING CRAFT MECHANIZED (LCM-8) (ALL VESSELS WITH MOD 2 APPLICATION)
OILY WATER COLLECTION SYSTEM
PIPING, VALVES, STRAINERS, HOSES, AND FITTINGS**

REPAIR PARTS LIST

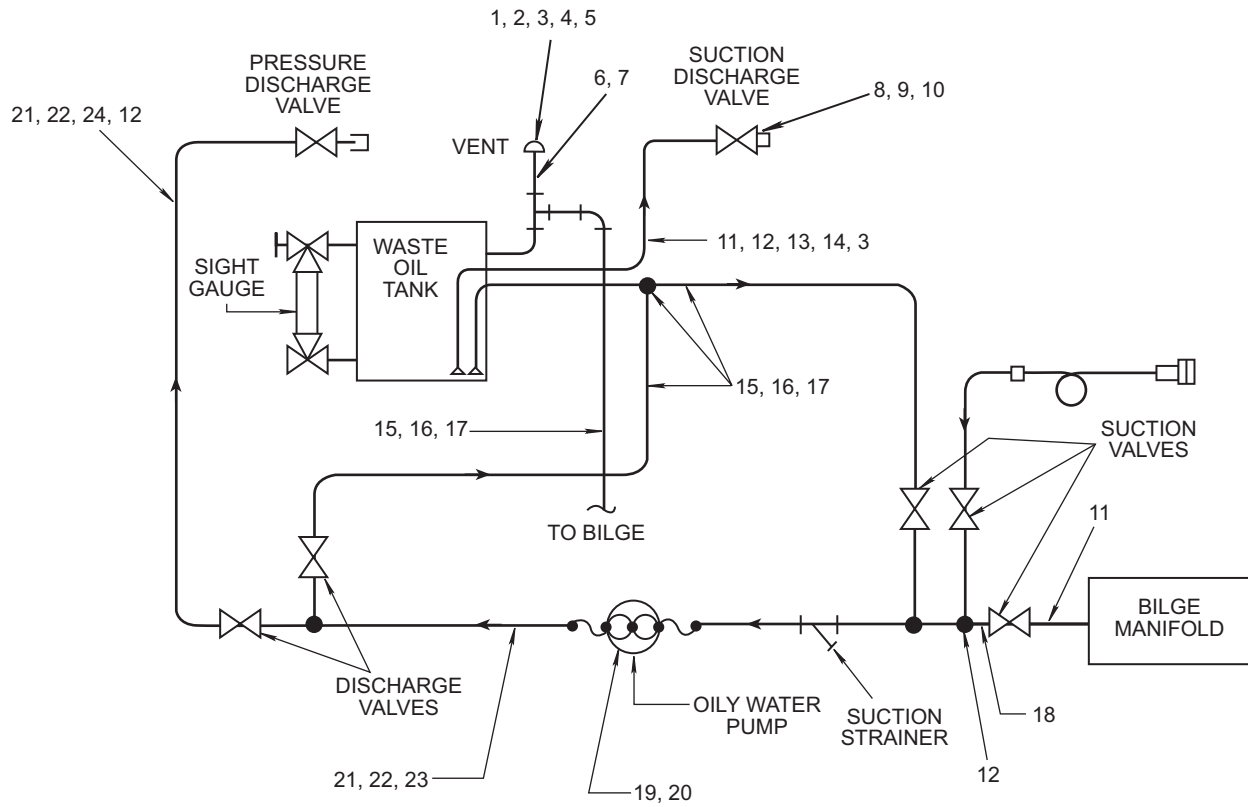


Figure 64. Piping, Valves, Strainers, Hoses and Fittings

(1)	(2)	(3)	(4)	(5)	(6)	(7)
ITEM NO.	SMR CODE	NSN	CAGEC	PART NUMBER	DESCRIPTION AND USABLE ON CODE (UOC)	QTY
					GROUP 050601	
					FIG. 64 PIPING, VALVES, STRAINERS, HOSES, AND FITTINGS	
	XCOFF		19099	LCM81-96-593-1	..OILY WATER COLLECTION SYSTEM,LCM8 MOD 1	1
1	XDOZZ		81346	ASTM A53 NIPPLE 1IPS	..NIPPLE,CLOSE 1 IPS,SCHED 40, SCR.	5
2	XDOZZ		81346	ASTM A105 REDUCE R 3/4 X 1/2	..REDUCER 3/4 X 1/2, 150LB,SCR	1
3	XDOZZ		81346	ASTM A53 NIPPLE3 /4IPS	..NIPPLE,2"LG 3/4 IPS,SCHED 40	2
4	XDOZZ		81346	ASTM A105 ELBOW 90DEG 3/4IPS	..ELBOW,90DEGREE 3/4 IPS,SCHED 40, SCR	3
5	XDOZZ		81346	ASTM A105 COUPLI NG 3/4IPS	..HALF COUPLING 3/4 IPS,SCHED 40, SCR	2
6	PAFZZ	4720-00-199-7806	81348	LH520	..HOSE,NONMETALLIC	7
7	XDOZZ		81346	ASTM A53 NIPPLE 1/2IPS	..NIPPLE,2" LONG 1/2 IPS,SCHED 40,SCR	15
8	XDOZZ		98991	1-44-6-6-B-B-SE	..VALVE,BALL 1 NPT	1
9	XDOZZ		81346	ASTM A105 REDUCE R 1-1/2 X 1	..REDUCER 1 1/2 X 1, 150LB,SCR	1
10	XDOZZ		24869	15DCBR	..CAP,DUST 1 1/2IN	1
11	XDOZZ		81346	ASTM A53 1PS SCH ED40	..PIPE,METALLIC	30
12	XDOZZ		81346	ASTM A105 90DEG ELBOW 1/2IPS	..ELBOW,90 DEGREE 1/2 IPS, SCHED 40,SCR	18
13	XDOZZ		81346	ASTM A105 ELBOW 90DEG 1IPS	..ELBOW,90DEGREE 1 IPS,SCHED 40, SCR	5
14	XDOZZ		81346	ASTM A105 UNION 1IPS	..UNION 1 IPS,150 LB, SCR	3
15	XDOZZ		81346	ASTM A105 TEE 3/ 4IPS	..TEE 3/4 IPS,SCHED 40,SCR	1
16	XDOZZ		81346	ASTM A53 3/4IPS SCHED40	..PIPE,METALLIC	20
17	XDOZZ		81346	ASTM A105 ELBOW 45DEG 3/4PS	..ELBOW,45DEGREE 3/4"IPS,SCHED 40,SCR	2
18	XDOZZ		81346	ASTM A105 REDUCE R 1 X 1/2	..REDUCER 1 X 1/2, 150LB,SCR	1
19	PAOZZ	4720-01-280-2306	01276	FC234-08	..HOSE,NONMETALLIC SYN RUBBER .41 ID	3
20	PAOZZ	4730-00-374-6950	01276	412-6-8S	..ADAPTER,STRAIGHT 3/8 MPT X .41 ID2 HOSE	2

(1)	(2)	(3)	(4)	(5)	(6)	(7)
ITEM NO.	SMR CODE	NSN	CAGEC	PART NUMBER	DESCRIPTION AND USABLE ON CODE (UOC)	QTY
21	XDOZZ		81346	ASTM A53 1/2IPS	..PIPE,METALLIC SCHED40	50
22	XDOZZ		81346	ASTM A105 UNION 1/2IPS	..UNION 1/2 IPS,150LB,SCR	6
23	XDOZZ		81346	ASTM A105 TEE 1/ 2IPS	..TEE 1/2 IPS,SCHED 40, SCR	4
24	XDOZZ		81346	ASTM A105 BUSHIN G 3/4MPTX1/2FPT	..BUSHING,HEX	4
END OF FIGURE						

**UNIT, DIRECT SUPPORT, AND GENERAL SUPPORT MAINTENANCE
FOR LANDING CRAFT MECHANIZED (LCM-8) (ALL VESSELS WITH MOD 2 APPLICATION)**

WASTE OIL TANK

REPAIR PARTS LIST

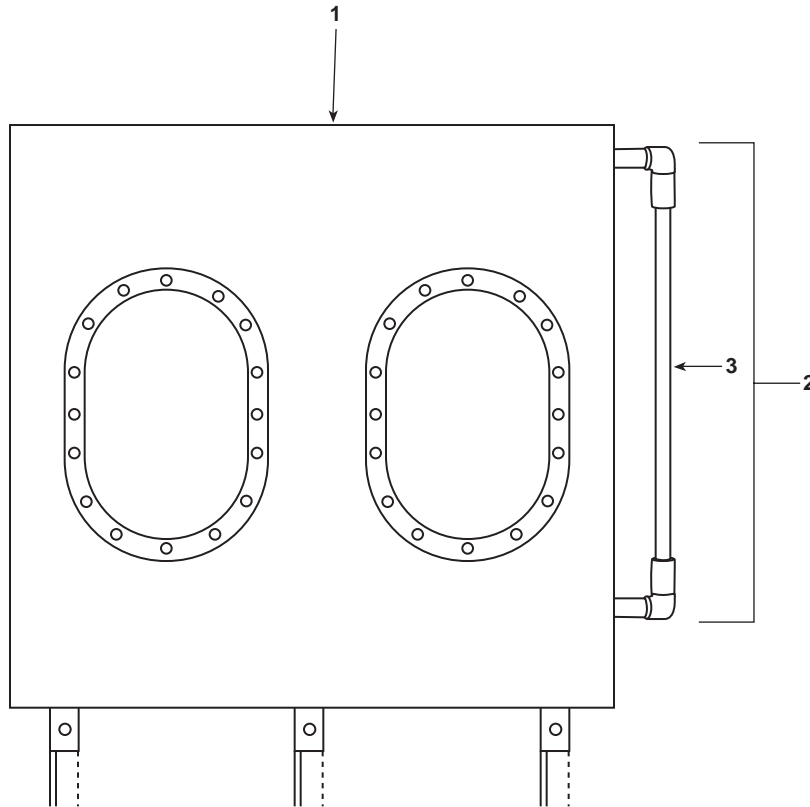


Figure 65. Waste Oil Tank

(1) ITEM NO.	(2) SMR CODE	(3) NSN	(4) CAGEC	(5) PART NUMBER	(6) DESCRIPTION AND USABLE ON CODE (UOC)	(7) QTY
					GROUP 050602	
					FIG. 65 WASTE OIL TANK	
1	XDOOO		19099	LCM81-96-593-1FI NDS1-S9	..TANK,WASTE OIL	1
2	XDOZZ		8N299	20-251-10-CW	...GAGE,LEVEL	1
3	XDOZZ		57661	9858R38	...SIGHT GLASS	1
END OF FIGURE						

**UNIT, DIRECT SUPPORT, AND GENERAL SUPPORT MAINTENANCE
FOR LANDING CRAFT MECHANIZED (LCM-8) (ALL VESSELS WITH MOD 2 APPLICATION)**

WASTE OIL PUMP

REPAIR PARTS LIST

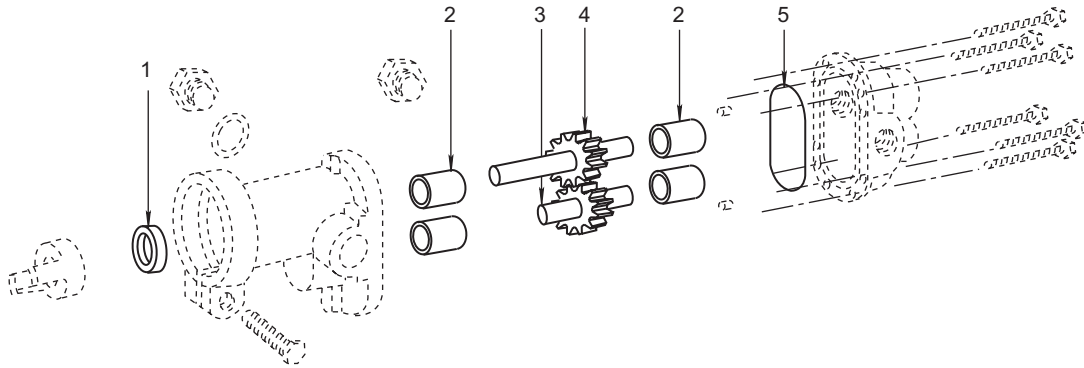


Figure 66. Waste Oil Pump

(1) ITEM NO.	(2) SMR CODE	(3) NSN	(4) CAGEC	(5) PART NUMBER	(6) DESCRIPTION AND USABLE ON CODE (UOC)	(7) QTY
					GROUP 050603	
					FIG. 66 WASTE OIL PUMP	
	PAOFF	4320-01-202-5617	44408	991-43C82	..PUMP, ROTARY 24 VDC, 1/4 HP	1
1	PAFZZ	5330-00-236-3759	44408	A5007	...SEAL, PLAIN ENCASED	1
2	PAFZZ	3120-00-580-1561	44408	A5024	...BEARING, SLEEVE	4
3	XDFZZ		44408	32979	...IDLE GEAR ASSY	1
4	XDFZZ		44408	32980	...DRIVE GEAR ASSY	1
5	PAFZZ	5331-01-504-3655	44408	9797-033	...O-RING	1
END OF FIGURE						

UNIT, DIRECT SUPPORT, AND GENERAL SUPPORT MAINTENANCE
FOR LANDING CRAFT MECHANIZED (LCM-8) (ALL VESSELS WITH MOD 2 APPLICATION)

HAND PUMP

REPAIR PARTS LIST

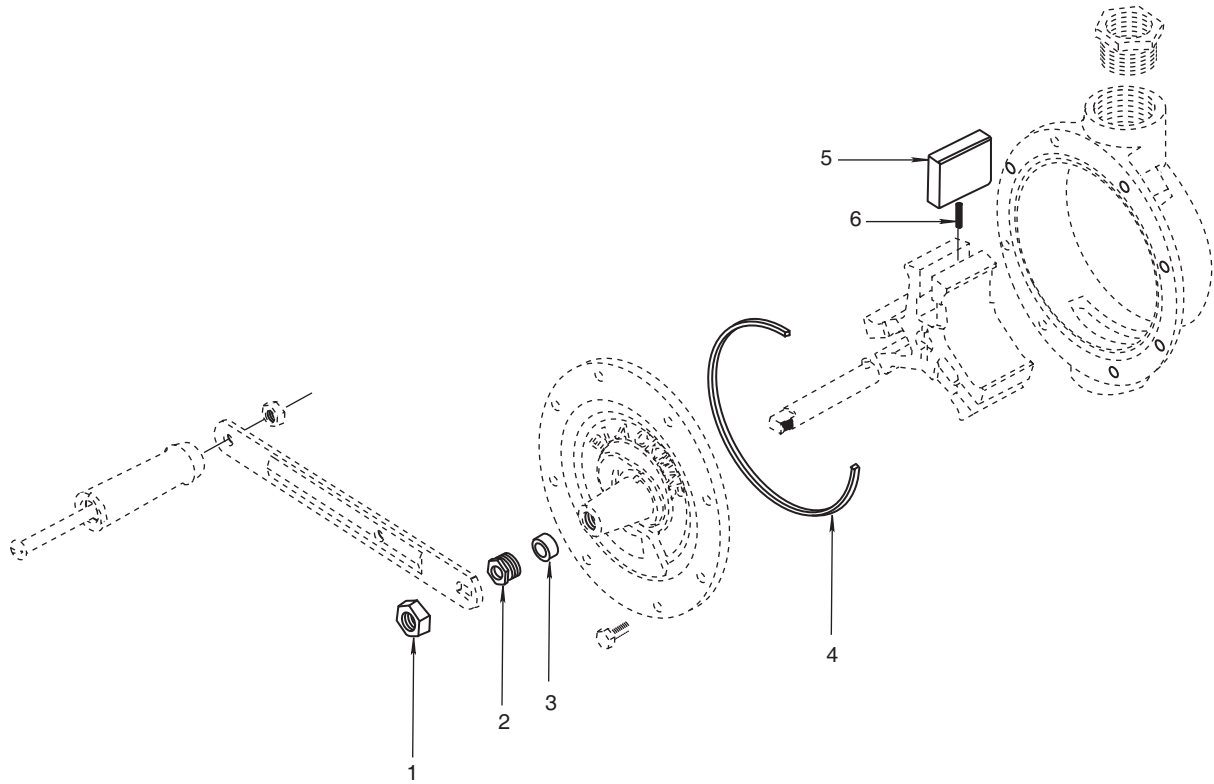


Figure 67. Hand Pump

(1) ITEM NO.	(2) SMR CODE	(3) NSN	(4) CAGEC	(5) PART NUMBER	(6) DESCRIPTION AND USABLE ON CODE (UOC)	(7) QTY
GROUP 050604						
FIG. 67 HAND PUMP						
	PAOFF	4320-01-340-0337	07524	PA-414B	..PUMP, ROTARY	1
1	PAFZZ	5310-00-781-4844	07524	922426NUT, PLAIN, HEXAGON	1
2	PAFZZ	4730-00-142-2793	07524	140107PACKING NUT	1
3	PAFZZ	5330-00-054-4946	07524	300105PACKING, PREFORMED	1
4	PCOZZ	5331-00-599-3072	07524	701947	...PACKING, PREFMD	1
5	PAFZZ	4320-01-437-1412	07524	90409VANE, PUMP, ROTARY	3
6	XDFZZ		07524	110409SPRING, S.S	3
END OF FIGURE						

UNIT, DIRECT SUPPORT, AND GENERAL SUPPORT MAINTENANCE
FOR LANDING CRAFT MECHANIZED (LCM-8) (ALL VESSELS WITH MOD 2 APPLICATION)

PIPING, VALVES, STRAINERS, HOSES, AND FITTINGS

REPAIR PARTS LIST

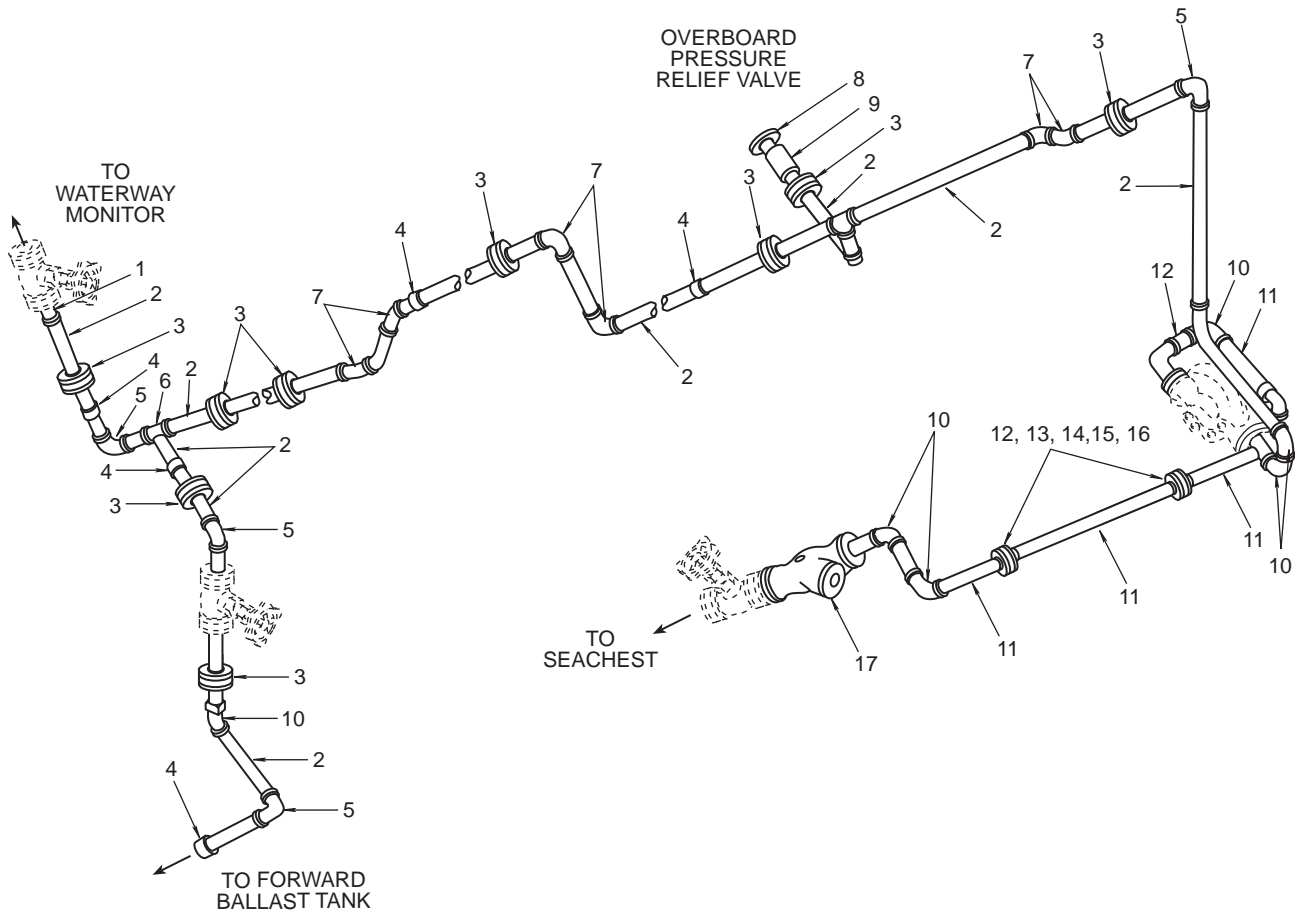


Figure 68. Piping, Valves, Strainers, Hoses and Fittings

(1)	(2)	(3)	(4)	(5)	(6)	(7)
ITEM NO.	SMR CODE	NSN	CAGEC	PART NUMBER	DESCRIPTION AND USABLE ON CODE (UOC)	QTY
					GROUP 050701	
					FIG. 68 PIPING, VALVES, STRAINERS, HOSES AND FITTINGS	
	XCOFF		19099	LCM82-95-521-001	FIRE FIGHTING AND BALLAST SYSTEM,LCM8 MOD2	1
1	XDOZZ		81349	MILF1183CPLNG3X2NPS	.COUPLING,PIPE RED.,3 X 2 NPS,SOCKET ENDS	1
2	XDFZZ		81349	MILT16420PIPE2NPS	.PIPE,METALLIC 2 NPS, SCHED 40 .	1
3	XDOZZ		81349	MILF1183UNIONFEM	.UNION,FEMALE,2NPS SOCKET ENDS 2NPS	10
4	XDFZZ		81346	ASTM A53 2-1/2NPS	.PIPE,METALLIC 2-1/2NPS,SCHED 40 X 2-1/4LG	1
5	XDOZZ		81349	MILF118390DEGELB OWLR2NPSSKT	.ELBOW,90DEGREE LONG RAD.,2 NPS,SOCKET ENDS	7
6	XDOZZ		81349	MILF1183TEE2NPS	.TEE,EQUAL,2NPS,SKT ENDS	2
7	XDOZZ		81349	MILF118345DEGELBOW	.ELBOW,45DEGREE,2NPS SOCKET ENDS	7
8	XDOZZ		81346	ASTM A36 3/4IN	.PLATE,STEEL 11,UNC-2A X 2 LG ...	1
9	XDOZZ		79227	140S	.VALVE,PRESS. RELIEF THREADED, 2NPS,CLASS 150,BRONZE ...	1
10	XDOZZ		81349	MILF118390DEGELB OWSNPSSKT	.ELBOW,PIPE 90 DEGREE,SHORT RAD,3NPS, SKT ENDS	6
11	XDFZZ		81349	MILT164203NPS	.PIPE,METALLIC 3 NPS, SCHED 40 .	1
12	XDOZZ		81349	ANSI B16.24FLANGE3NPS	.FLANGE 3 NPS, 150 LB, SOCKET END	7
13	MOOZZ		81349	MIL-R-3065,FOR 3NPS	.GASKET,FLANGE MAKE FROM MIL-R-3065, 9320-01-280-3452 ...	7
14	XDOZZ		19099	LCM82-95-521-001FIND6	.BOLT,HEX HEAD 5/8-11,UNC-2A X 2-1/2 LG.,CRES	20
15	XDOZZ		19099	LCM82-95-521-001FIND7	.WASHER,LOCK HELICAL SPRING, REGULAR, 5/8	40
16	XDOZZ		19099	LCM82-95-521-001FIND8	.NUT,HEX,PLAIN,5/8- 11,UNC-2B, CRES.	40
17	XDOZZ		7D409	ASTM A216 STRAINER Y	.STRAINER,Y,FLANGED	1
					END OF FIGURE	

UNIT, DIRECT SUPPORT, AND GENERAL SUPPORT MAINTENANCE
 FOR LANDING CRAFT MECHANIZED (LCM-8) (ALL VESSELS WITH MOD 2 APPLICATION)

BALLAST/FIRE PUMP

REPAIR PARTS LIST

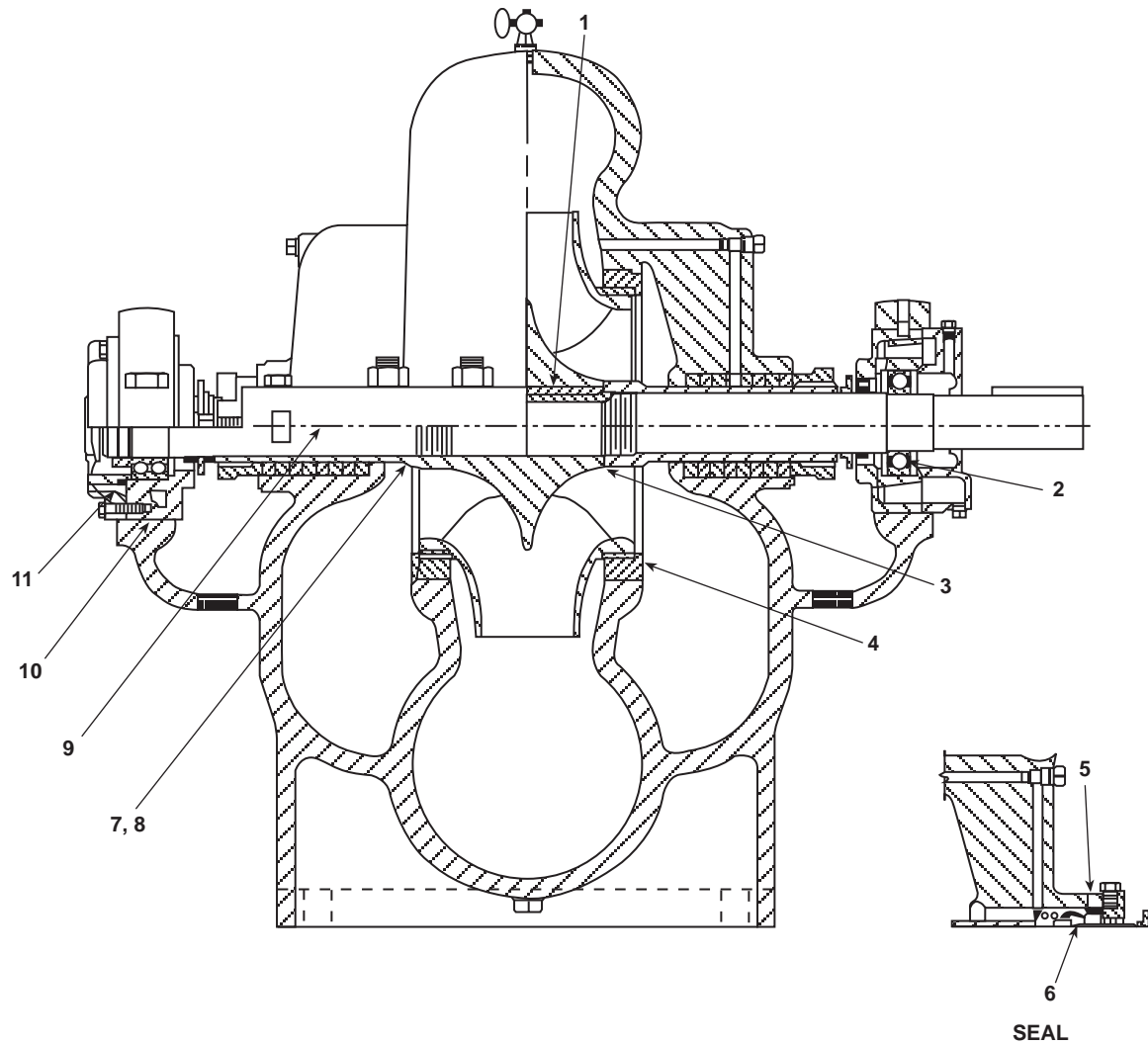


Figure 69. Ballast/Fire Pump (Sheet 1 of 2)

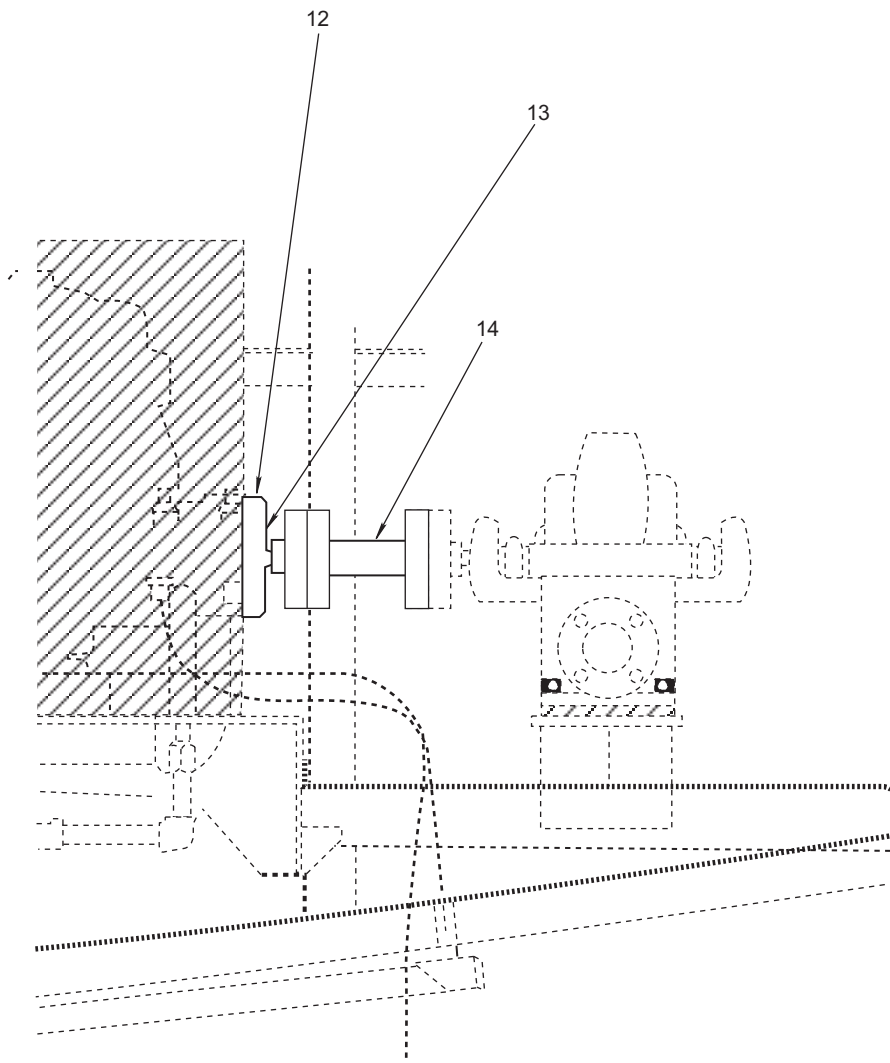


Figure 69. Ballast/Fire Pump (Sheet 2 of 2)

(1)	(2)	(3)	(4)	(5)	(6)	(7)
ITEM NO.	SMR CODE	NSN	CAGEC	PART NUMBER	DESCRIPTION AND USABLE ON CODE (UOC)	QTY
					GROUP 050702	
					FIG. 69 BALLAST/FIRE PUMP	
	XDFFF		8V224	5061-2256-2061	.PUMP,HORIZONTAL, SPLITCASE, 200GPM,80PSI,1800RPM	1
1	XDFZZ		8V224	002195	..KEY,MACHINE	1
2	PAFZZ	3110-00-689-7115	16859	0058468	..BALL ANNULAR	1
3	PAFZZ	5330-01-332-4114	16859	0077236	..GASKET,SHAFT SLEEVE	2
4	XDFZZ		8V224	054253	..RING,WEARING	2
5	PAFZZ	5330-01-332-4113	16859	0049962	..GASKET,SEAL	2
6	XDFZZ		8V224	065187	..PACKING PERFORMED	1
7	XDFZZ		8V224	0061026	..SLEEVE,SHAFT,PUMP	1
8	XDFZZ		8V224	0061022	..SLEEVE,SHAFT,LEFT	1
9	XDFZZ		8V224	0052566	..GASKET	1
10	XDFZZ		8V224	0104860	..GASKET	2
11	XDFZZ		8V224	0039990	..BEARING,BALL,ANNULA R	1
12	XCFFF		19099	LCM82-95-244-01	.SHAFT,DRIVE,FIRE PUMP INTERMEDIATE AND BEARING HOUSING	1
13	XDOZZ		19099	LCM82-95-244-01 FIND4	..BEARING,BALL,RADIAL SINGLE-ROW,RUBBER	1
14	XDOZZ		19099	LCM82-95-311-01 FIND54	.SHAFT,DRIVE	1
					END OF FIGURE	

UNIT, DIRECT SUPPORT, AND GENERAL SUPPORT MAINTENANCE
FOR LANDING CRAFT MECHANIZED (LCM-8) (ALL VESSELS WITH MOD 2 APPLICATION)

ELECTRIC CLUTCH

REPAIR PARTS LIST

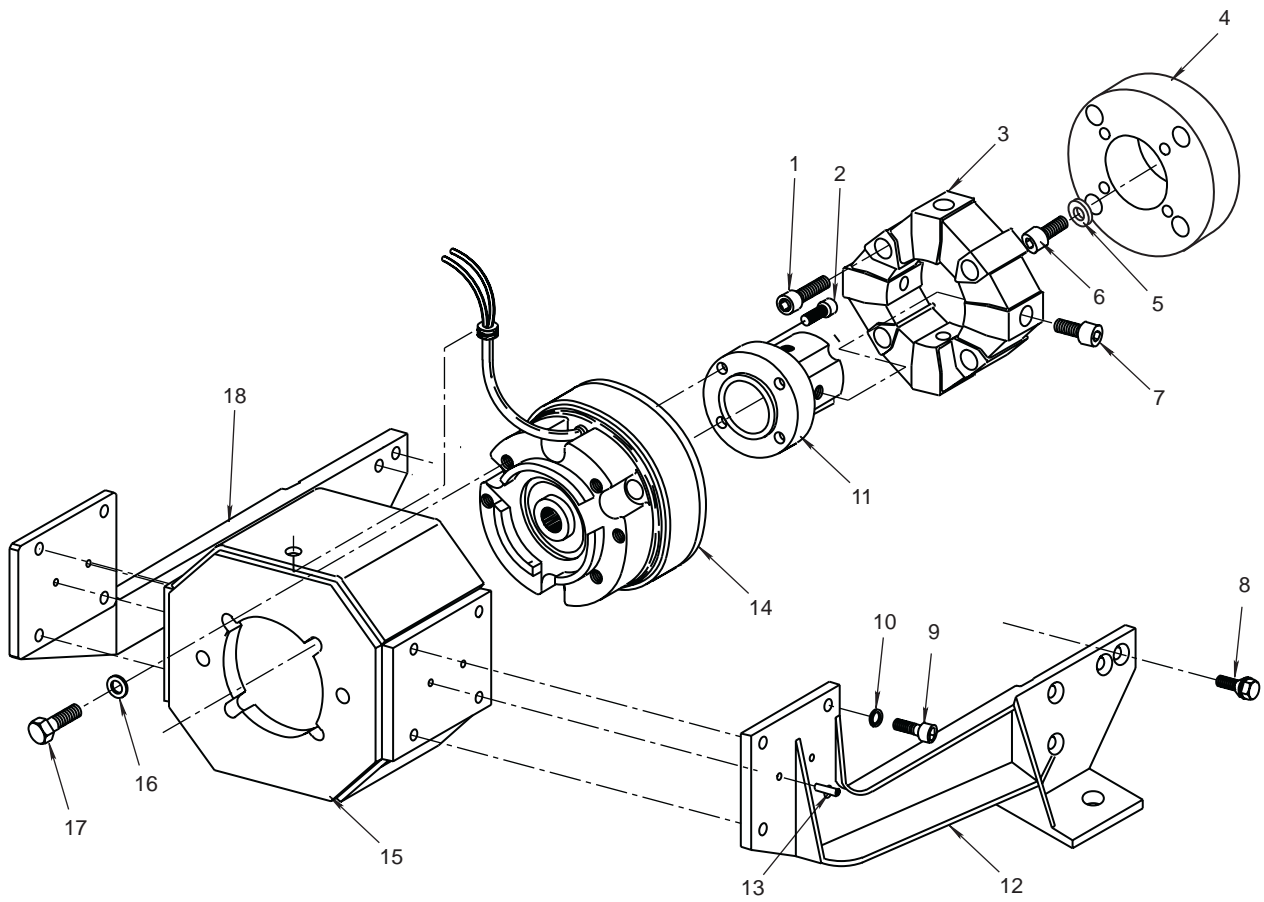


Figure 70. Electric Clutch

(1)	(2)	(3)	(4)	(5)	(6)	(7)
ITEM NO.	SMR CODE	NSN	CAGEC	PART NUMBER	DESCRIPTION AND USABLE ON CODE (UOC)	QTY
					GROUP 050703	
					FIG. 70 ELECTRIC CLUTCH	
	XDOOO		8L945	34-68105	..CLUTCH,ELECTRIC 24V PTO, H-28	1
1	XDOZZ		8L945	12X1.75X40MM	..SCREW,CAP,SOCKET HD	4
2	XDOZZ		8L945	3/8-24X3/4	..SCREW,CAP,SOCKET HD	4
3	XDOZZ		8L945	34-65406	..COUPLING,DRIVE	1
4	XDOZZ		8L945	31-68101	..ADAPTER,DRIVE PTO	1
5	XDOZZ		8L945	12MLOCK	..WASHER,LOCK	3
6	XDOZZ		8L945	12X1.75X25MM	..SCREW,CAP,SOCKET HD	3
7	XDOZZ		8L945	12X1.75X35MM	..SCREW,CAP,SOCKET HD	4
8	XDOZZ		8L945	14X1.5X30MM	..SCREW,CAP,SOCKET HD	8
9	XDOZZ		8L945	10X1.5X25MM	..SCREW,CAP,SOCKET HD	8
10	XDOZZ		8L945	10MMWAVE	..WASHER	8
11	XDOZZ		8L945	34-65407	..HUB	1
12	XDOZZ		8L945	23-68101	..BRACKET,MOUNTING LH	1
13	XDOZZ		8L945	32-60001	..PIN,DOWEL	4
14	XDOZZ		8L945	34-60032	..CLUTCH ASSEMBLY	1
15	XDOZZ		8L945	10-65401	..HOUSING,CLUTCH	1
16	XDOZZ		8L945	1/2LOCK	..WASHER,LOCK	2
17	XDOZZ		8L945	1/2-13X1-1/4	..BOLT,HEX HEAD	2
18	XDOZZ		8L945	23-68102	..BRACKET,MOUNTING RH.....	1
					END OF FIGURE	

**UNIT, DIRECT SUPPORT, AND GENERAL SUPPORT MAINTENANCE
FOR LANDING CRAFT MECHANIZED (LCM-8) (ALL VESSELS WITH MOD 2 APPLICATION)**

FIRE/WATERWAY MONITOR

REPAIR PARTS LIST

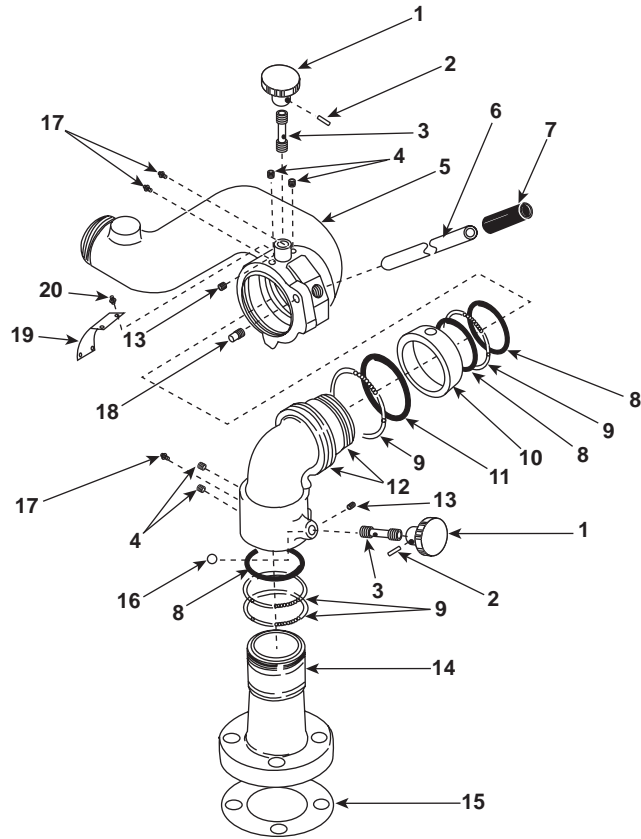


Figure 71. Fire/Waterway Monitor

(1)	(2)	(3)	(4)	(5)	(6)	(7)
ITEM NO.	SMR CODE	NSN	CAGEC	PART NUMBER	DESCRIPTION AND USABLE ON CODE (UOC)	QTY
					GROUP 050704	
					FIG. 71 FIRE/WATERWAY MONITOR	
	XDOOO		00912	STYLE 3526	..MONITOR,WATERWAY OMEGA MONITOR,3",BRASS, 1250GPM	1
1	XDOZZ		00912	109189	..KNOB,BRAKE	2
2	XDOZZ		00912	7-44-066	..PIN,ROLL	2
3	XDOZZ		00912	7-70-219	..SHAFT,BRAKE	2
4	XDOZZ		00912	7-42-023	..PLUG,SWIVEL	4
5	XDOZZ		00912	106604	..ELBOW,OUTLET	1
6	XDOZZ		00912	105810	..HANDLE,BRASS	1
7	XDOZZ		00912	7-18-071	..HANDLE,GRIP	1
8	XDOZZ		00912	7-57-035	..O-RING	3
9	XDOZZ		00912	109041	..BEARING,BALL	191
10	XDOZZ		00912	105726	..BAND,BRAKE	1
11	XDOZZ		00912	7-57-080	..O-RING	1
12	XDOZZ		00912	107015	..ELBOW	1
13	XDOZZ		00912	7-65-002	..SCREW,SET,SOCKET HD	2
14	XDOZZ		00912	106578	..BASE,FLANGE,3"	1
15	MOOZZ		58536	A-A-1719,3"	..GASKET,FLANGE Make From Rubber Sheet,Solid NSN: 5330-00-729-5103	1
16	XDOZZ		00912	7-03-211	..BALL,BRAKE	1
17	XDOZZ		00912	7-13-191	..FITTING,GREASE	3
18	XDOZZ		00912	7-69-137	..STUD,STOP	1
19	XDOZZ		00912	7-44-350	..NAME PLATE	1
20	XDOZZ		00912	7-36-052	..SCREW,DRIVE	4
					END OF FIGURE	

**UNIT, DIRECT SUPPORT, AND GENERAL SUPPORT MAINTENANCE
FOR LANDING CRAFT MECHANIZED (LCM-8) (ALL VESSELS WITH MOD 2 APPLICATION)**

FIRE NOZZLE

REPAIR PARTS LIST

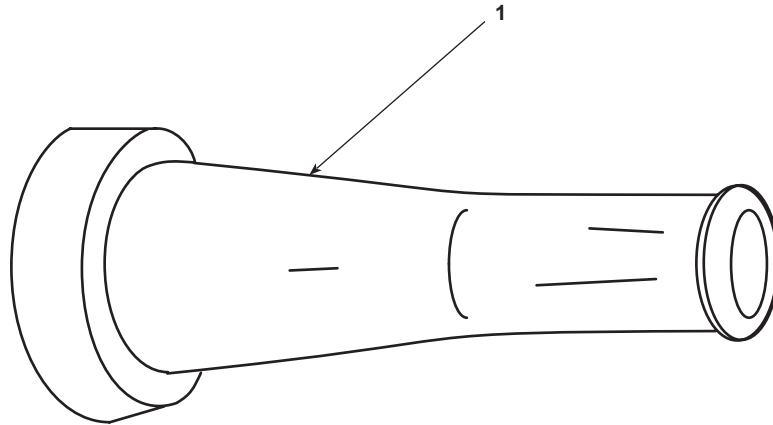


Figure 72. Fire Nozzle

(1) ITEM NO.	(2) SMR CODE	(3) NSN	(4) CAGEC	(5) PART NUMBER	(6) DESCRIPTION AND USABLE ON CODE (UOC)	(7) QTY
1	XDOZZ		00912	0489 0087	GROUP 050705 FIG. 72 FIRE NOZZLE .NOZZLE,FIRE	1
END OF FIGURE						

UNIT, DIRECT SUPPORT, AND GENERAL SUPPORT MAINTENANCE
FOR LANDING CRAFT MECHANIZED (LCM-8) (ALL VESSELS WITH MOD 2 APPLICATION)

PIPING, HOSES, NOZZLES, ETC.

REPAIR PARTS LIST

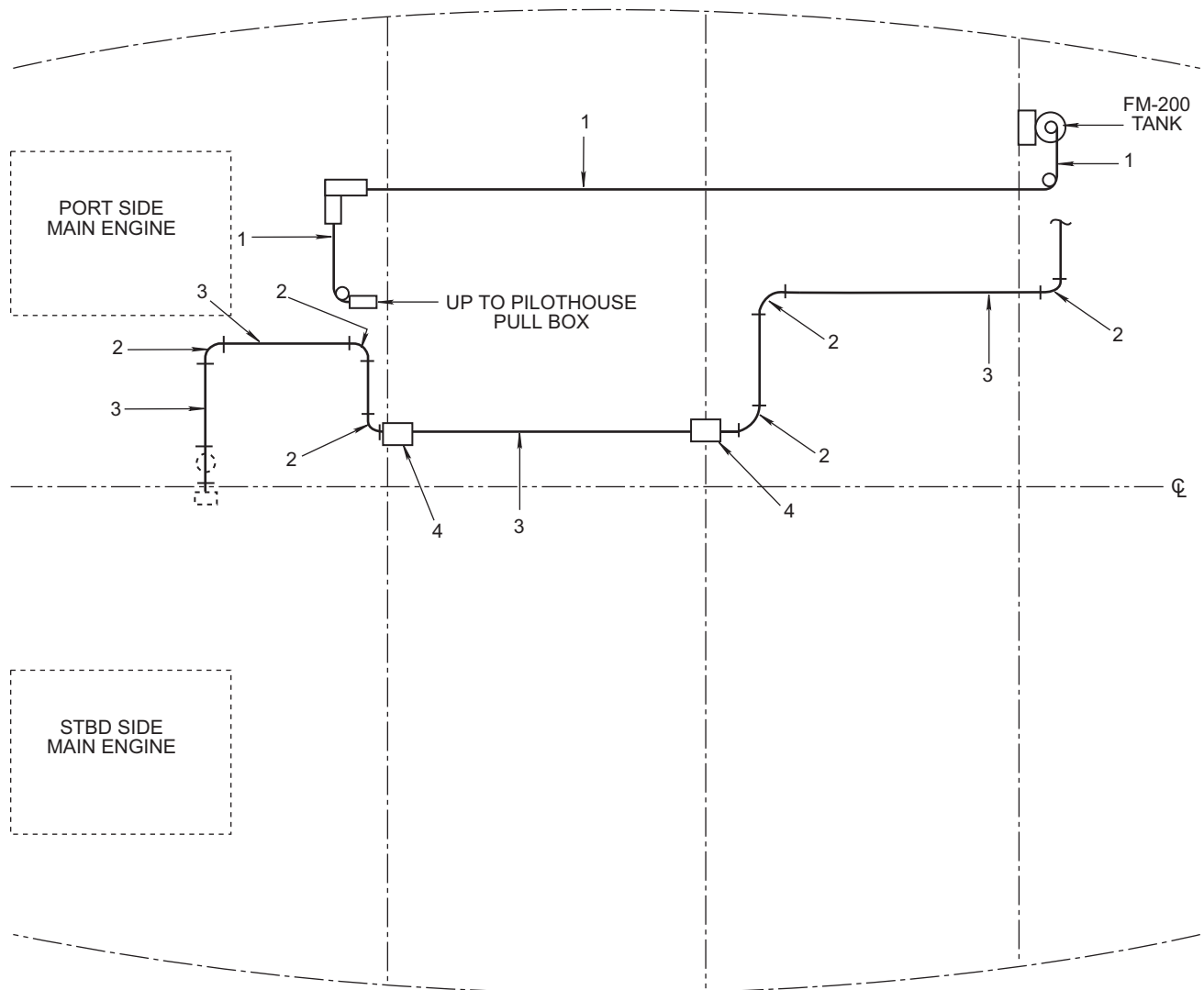


Figure 73. Piping, Hoses, Nozzles, Etc. (Sheet 1 of 2)

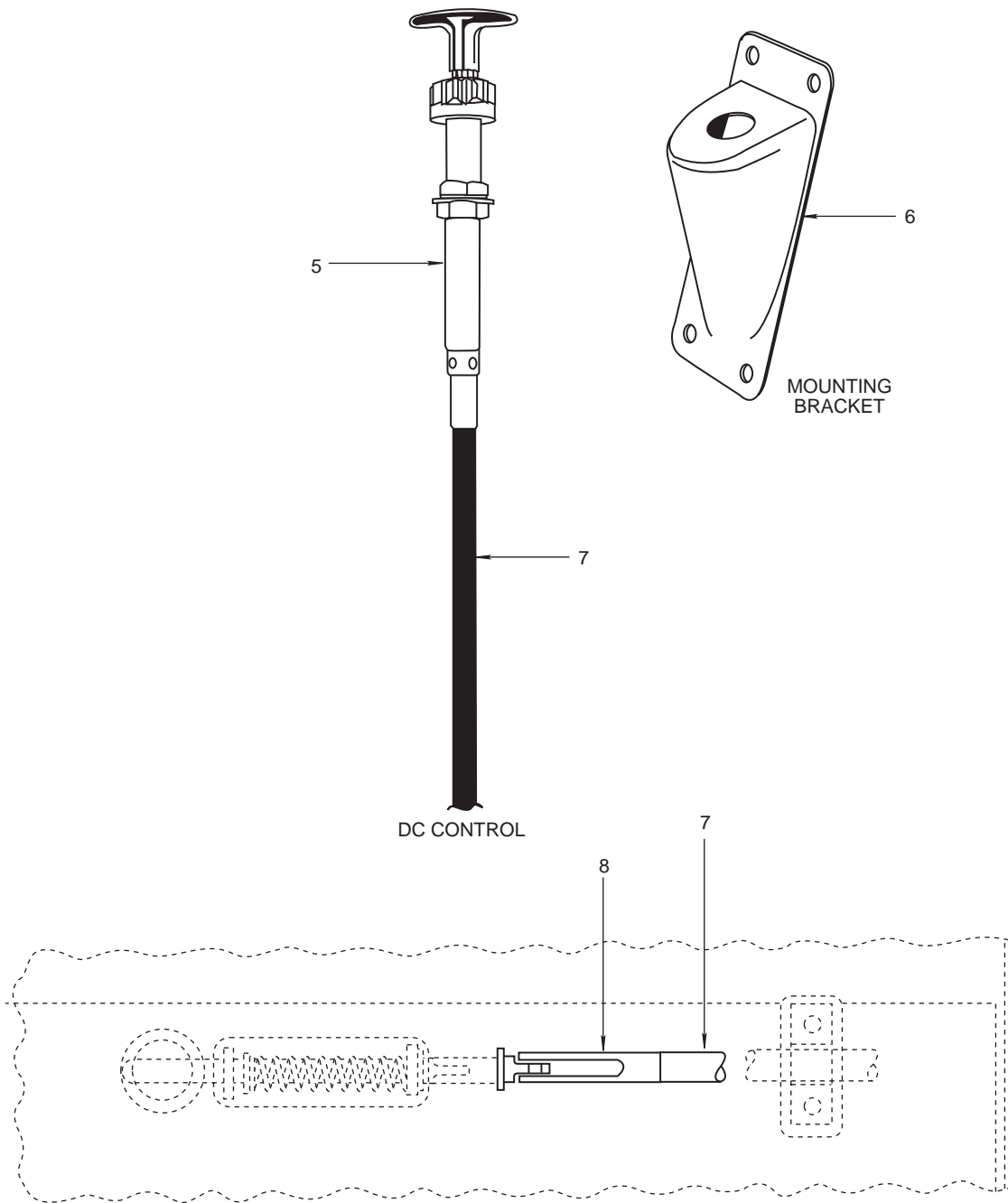


Figure 73. Piping, Hoses, Nozzles, Etc. (Sheet 2 of 2)

(1)	(2)	(3)	(4)	(5)	(6)	(7)
ITEM NO.	SMR CODE	NSN	CAGEC	PART NUMBER	DESCRIPTION AND USABLE ON CODE (UOC)	QTY
					GROUP 05070601	
					FIG. 73 PIPING, HOSES, NOZZLES, ETC.	
	XCOOO		19099	LCM82-99-555-01	..INSTALLATION,FIREFIGHTING, ENGINE ROOM, LCM8,MOD2	1
1	MFFZZ		81346	ASTM A 53 0.675 IN OD	..PIPE,SMLS 0.675IN OD X 0.091IN WALL,GALV, (3/8"NPS)	1
2	XDOZZ		81346	ASTM B16.3 1IN9	..ELBOW,90 DEGREE THD, CL300,1IN 0DEG ELBOW NPS,GALV	6
3	MFFZZ		81346	ASTM A 53 1.315 IN OD	..PIPE,SMLS 1.315IN OD X 0.133IN WALL,GALV,(1"NPS)	1
4	MFFZZ		81346	ASTM A53 1.660 OD	..PIPE,SMLS 1.660 OD X .14 WALL,3-1/4" LONG (1-1/4"NPS)	3
5	PAOZZ	6110-01-328-0228	41625	301916	..CONTROL,DC FIRE FLAP, ENGINE ROOM.	2
6	PAOZZ	5342-01-244-5810	41625	215193	..BRACKET,SPECIAL D.C. CONTROL,FIRE FLAP, ENGINE ROOM	2
7	XDOZZ		41625	212947	..CABLE,RED JACKET E/R FIRE FLAP PULL	1
8	XDOZZ		41625	202941	..CLEVIS	1
					END OF FIGURE	

UNIT, DIRECT SUPPORT, AND GENERAL SUPPORT MAINTENANCE
FOR LANDING CRAFT MECHANIZED (LCM-8) (ALL VESSELS WITH MOD 2 APPLICATION)

CYLINDER ASSEMBLY, FM-200

REPAIR PARTS LIST

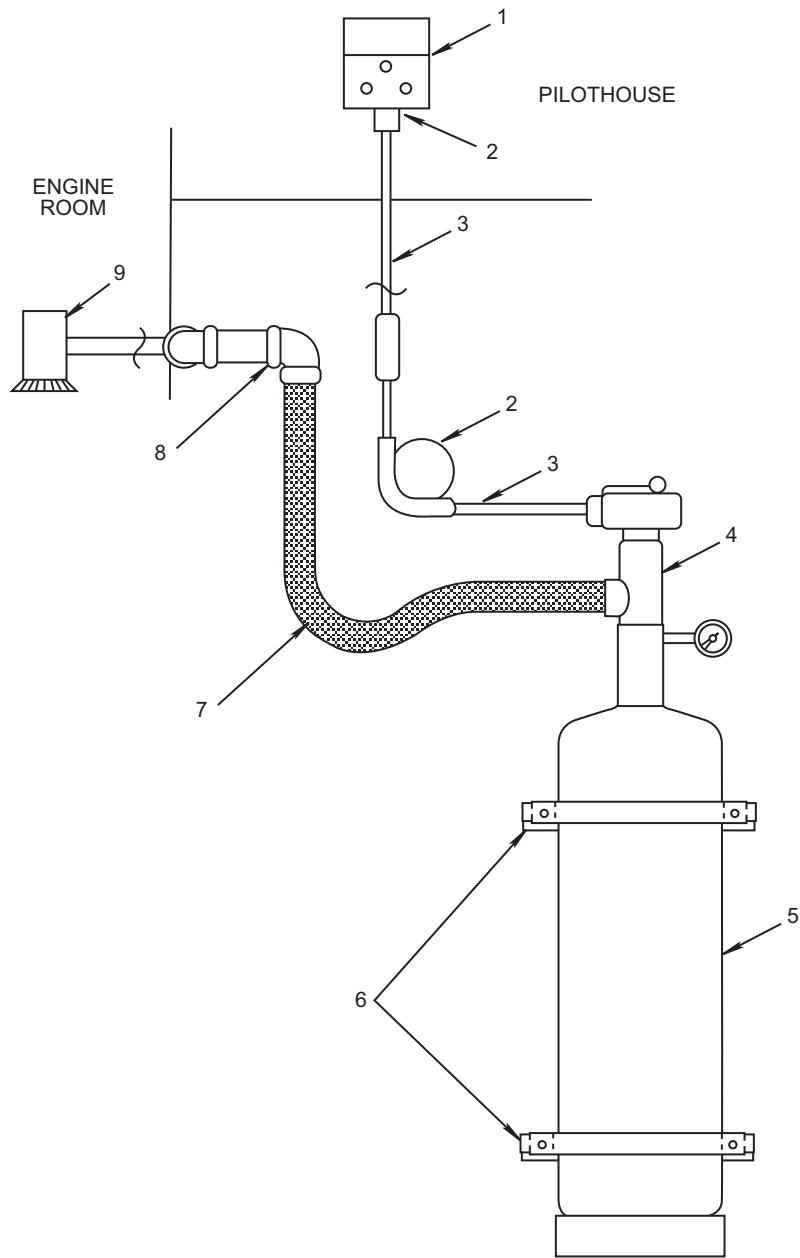


Figure 74. Cylinder Assembly, FM-200

(1)	(2)	(3)	(4)	(5)	(6)	(7)
ITEM NO.	SMR CODE	NSN	CAGEC	PART NUMBER	DESCRIPTION AND USABLE ON CODE (UOC)	QTY
					GROUP 05070602	
					FIG. 74 CYLINDER ASSEMBLY, FM-200	
1	PAKZZ	4210-00-473-5975	0KDP7	871403	..PULL BOX ASSEMBLY, CO-TWO SYSTEM	1
2	PAKZZ	3020-00-318-7425	0KDP7	803808	..PULLEY,GROOVE	7
3	PAKZZ	4010-00-222-4482	0KDP7	1590-0002	..ROPE,WIRE	40
4	PAKZZ	1450-00-677-6022	0KDP7	979469	..CONTROL,CYLINDER VA CABLE OPERATED	1
5	XDKZZ		1DA54	90-100070-001	..CYLINDER ASSEMBLY, 70LB, FM-200	1
6	XDKZZ		1DA54	283934	..STRAP,CYLINDER	2
7	PAKZZ	4210-01-303-9237	0KDP7	264987	..HOSE ASSEMBLY, NONMETALLIC, FIRE FIGHT 1-1/2" X 24" LONG ...	1
8	XDKZZ		81348	M1183/5-079	..ELBOW,90 DEGREE THD, CL300,NPS,GALV	8
9	XDKZZ		1DA54	90-194015-290	..NOZZLE,DISCHARGE	1
					END OF FIGURE	

UNIT, DIRECT SUPPORT, AND GENERAL SUPPORT MAINTENANCE
 FOR LANDING CRAFT MECHANIZED (LCM-8) (ALL VESSELS WITH MOD 2 APPLICATION)

HYDRAULIC SYSTEM VALVES, PIPING, HOSES, AND FITTINGS

REPAIR PARTS LIST

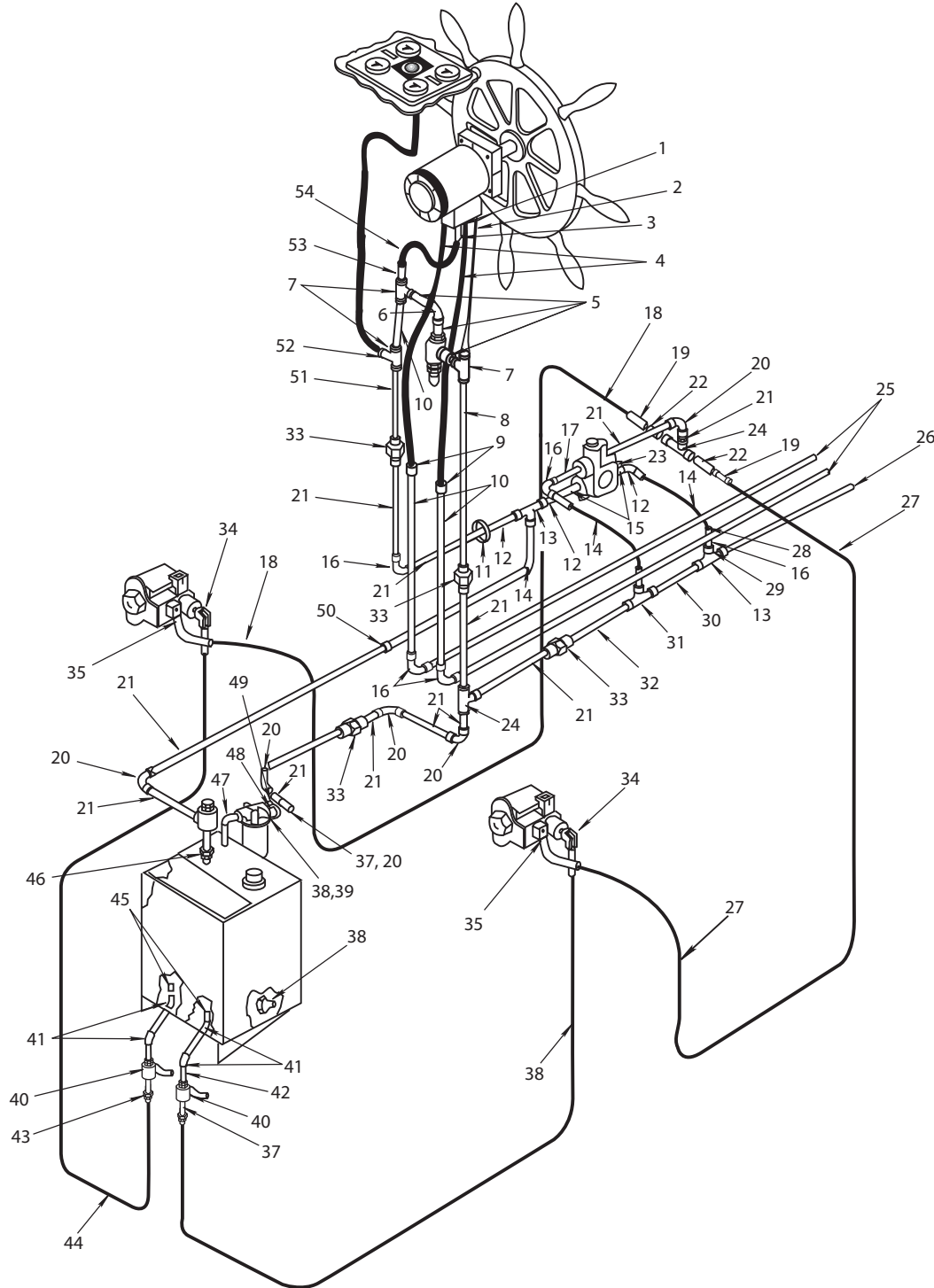


Figure 75. Hydraulic System Valves, Piping, Hoses and Fittings (Sheet 1 of 2)

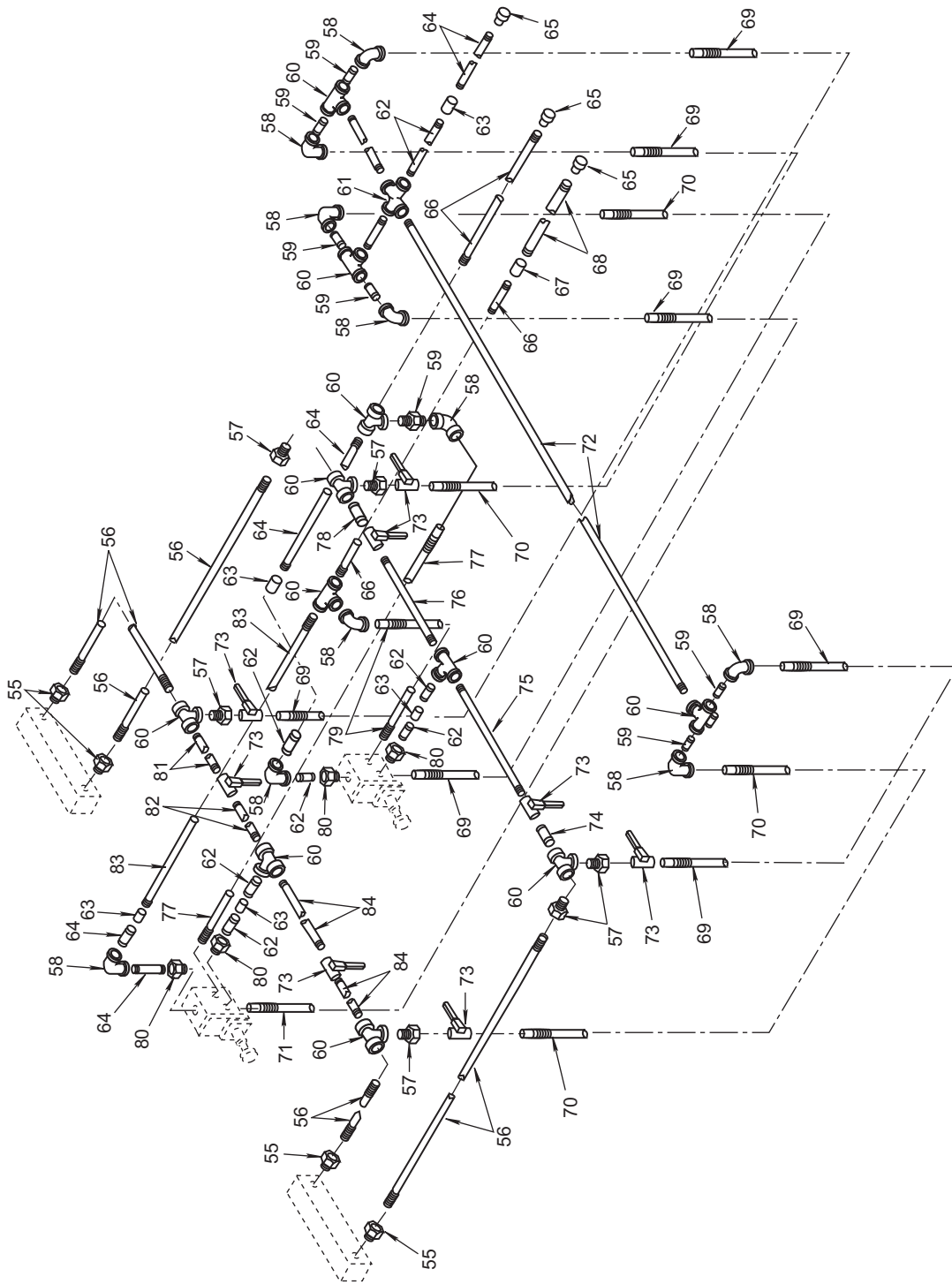


Figure 75. Hydraulic System Valves, Piping, Hoses and Fittings (Sheet 2 of 2)

(1)	(2)	(3)	(4)	(5)	(6)	(7)
ITEM NO.	SMR CODE	NSN	CAGEC	PART NUMBER	DESCRIPTION AND USABLE ON CODE (UOC)	QTY
					GROUP 050801	
					FIG. 75 HYDRAULIC SYSTEM VALVES, PIPING,HOSES, AND FITTINGS	
	XCFHH		97403	13226E9461	MODIFICATION TO	1
1	PAFZZ	4730-00-797-6567	96906	MS51501A8	..NIPPLE,TUBE 1/2 IN.X 1/2 IN	4
2	PAFZZ	4730-00-842-2202	96906	MS24587-8	..ADAPTER,STRAIGHT,TU	13
3	XDFZZ		80064	516-4510940-52	..HOSE,NONMETALLIC (24 IN.LG) (MAKE FROM 4720-00-067-0454)	V
4	XDFZZ		80064	516-4510940-53	..HOSE,NONMETALLIC (30 IN.LG) (MAKE FROM 4720-00-067-0454)	V
5	XDFZZ		81349	TYPES GR A	..PIPE,STEEL (MAKE FROM PIPE P/N MIL-T-20157) 1/2" IPS	3
6	PAFZZ	4730-00-999-8582	81343	8-8140238C	..ELBOW,PIPE 90 DEG,1/2 IN	1
7	PAFZZ	4730-00-263-5266	1276	2090-8-8S	..TEE,PIPE 1/2 IN	3
8	XDFZZ		80064	516-4510940-40	..NIPPLE,PIPE (9 IN.LG)(MAKE FROM PIPE P/N MIL-T-20157)	1
9	PAFZZ	4730-00-542-5598	79470	C3309X8	..COUPLING,PIPE	2
10	XDFZZ		80064	516-4510940-22	..NIPPLE,PIPE (6 IN.LG)(MAKE FROM PIPE P/N MIL-T-20157)	3
11	PAFZZ	4720-00-277-5507	81349	M18182-04C	..UNION,PIPE	1
12	XDFZZ		81346	TYPE S,GR A	..PIPE,SEAMLESS,BLACK (MAKE FROM PIPE P/N MIL-T-20157) 1/2" IPS	3
13	PAFZZ	4730-00-263-5266	81343	AS1036-08080808	..CROSS,TUBE 1/2 IN	2
14	XDFZZ		80064	516-4510940-54	..HOSE,NONMETALLIC (18 IN.LG) (MAKE FROM 4720-00-067-0454)	3
15	PAFZZ	4730-00-044-4035	30780	0102-8-6	..BUSHING,PIPE	2
16	PAFZZ	4730-00-999-8582	81343	8-8140238C	..ELBOW,PIPE 90 DEG,1/2 IN	3
17	XDFZZ		81346	TYPE S,GR A	..PIPE,SEAMLESS,BLACK (MAKE FROM PIPE P/N MIL-T-20157) 1/2" IPS	V
18	XDFZZ		88173	8CIT-8RFJX-168	..HOSE, ASSEMBLY, 1/2 JIC SWIVELX168L	1
19	XDFZZ		30780	8-FTX	..CONNECTOR,MALE 1/2 IPS X 3/4-16JIC	2
20	PAFZZ	4730-00-999-8582	01276	2087-8-85	..ELBOW,PIPE 1/2 IPS	6

(1) ITEM NO.	(2) SMR CODE	(3) NSN	(4) CAGEC	(5) PART NUMBER	(6) DESCRIPTION AND USABLE ON CODE (UOC)	(7) QTY
21	XDFZZ		81346	TYPE S,GR A	..PIPE,SEAMLESS,BLACK 1/2 IPS	V
22	PAFZZ	4730-00-322-8005	12570	CP1187	..NIPPLE PIPE 1/2 IPS	2
23	PAFZZ	4730-01-113-1790	14959	262E-1-2IN	..ELBOW,PIPE 45 DEG. 1/2 IN	1
24	PAFZZ	4730-01-469-7707	81343	J514	..TEE,FEMALE 1/2 IDS	2
25	XDFZZ		80064	516-4510940-59	..PIPE,STEEL (MAKE FROM PIPE P/N MIL-T-20157)	V
26	XDFZZ		80064	516-4510940-87	..PIPE,STEEL (1-1/2 IN.LG) (MAKE FROM PIPE P/N MIL-T-201)	2
27	XDOZZ		88173	8CIT-8RFJX-192	..HOSE,ASSEMBLY, 1/2 JIC SWIVEL X 192L	1
28	PAOZZ	4730-00-289-2825	63686	5713	..BUSHING,PIPE	4
29	XDOZZ		81346	ASTM B687	..NIPPLE,PIPE 1/2 IN.X 1 1/8 IN.LG	1
30	XDFZZ		81346	TYPE S,GR A	..PIPE,SEAMLESS,BLACK (MAKE FROM PIPE P/N MIL-T-20157)	V
31	PAOZZ	4730-00-684-7441	01276	411-8S	..ADAPTER,STRAIGHT,TU	1
32	XDFZZ		81346	TYPE S,GR A	..PIPE,SEAMLESS,BLACK (MAKE FROM PIPE P/N MIL-T-20157)	1
33	XDOZZ		80996	FIG. 2125	..UNION, FEMALE 3000LB, 1/2 IPS	3
34	PAFZZ	4730-00-289-4912	30780	12-CTX-S	..ELBOW,90DEG,MALE 3/4 IPS X 1 1/16-12 JIC	2
35	XDOZZ		00624	206209T-8-8S	..ELBOW,90DEG,LONG 3/4-16 JIC X 3/4-16 "0" RING	2
36	XDOZZ		88173	12CIT-12RFJX-192	..HOSE,ASSEMBLY 3/4 JIC SWIVEL X 192L	1
37	XDOZZ		30780	1/2-CD-S	..ELBOW,90DEG STREET 1/2" IPS	1
38	PAFZZ	4730-00-802-5653	15434	139969	..NIPPLE,PIPE 1/8 IPS	1
39	XDOZZ		30780	1/8-DD-S	..ELBOW 90DEG FEMALE 1/8 IPS	1
40	XDOZZ		57661	73-104	..VALVE,BALL 3/4 IPS PORTS	3
41	XDOZZ		30780	3/4-DD 45DEG-S	..ELBOW,45DEG,FEMALE	4
42	XDOZZ		81346	TYPE S,DR A	..PIPE,SCH 40 3/4 IPS	V
43	XDOZZ		30780	12-FTX	..CONNECTOR,MALE 3/4 IPS X 1 1/16-12 JIC	2
44	XDOZZ		88173	12CIT-12RFJX-168	..HOSE,NONMETALLIC	1
45	PAFZZ	4730-00-278-3724	01276	P3069X12	..NIPPLE,PIPE 3/4 IPS	2
46	XDOZZ		87373	3/4-GG-S	..CONNECTOR,PIPE 3/4 IPS	1

(1) ITEM NO.	(2) SMR CODE	(3) NSN	(4) CAGEC	(5) PART NUMBER	(6) DESCRIPTION AND USABLE ON CODE (UOC)	(7) QTY
47	PAFZZ	4730-00-288-9773	30780	3/4 DD-S	..ELBOW,90DEG,FEMALE 3/4 IPS	1
48	XDOZZ		30780	3/4 X 1/2 PTR-S	..REDUCING,BUSHING 3/4 IPS X 1/2 IPS	2
49	XDOZZ		30780	1/2-CD-S	..ELBOW,90DEG STREET 1/2 IPS	1
50	XDOZZ		30780	1/2-GG-S	..CONNECTOR,PIPE 1/2 IPS	1
51	XDFZZ		80064	516-4510940-29	..NIPPLE,PIPE (5 IN.LG)(MAKE FROM PIPE P/N MIL-T- 20157)	4
52	PAOZZ	4730-01-050-5757	79470	C35205X4X8	..ADAPTER,STRAIGHT,PI	1
53	PAOZZ	4730-00-879-5398	01276	4412-8-8S	..ADAPTER,STRAIGHT P 1/2 IN.NPT	13
54	XDFZZ		80064	516-4510940-6	..HOSE,NONMETALLIC (21 IN.LG) (MAKE FROM 4720-00- 067-0454)	V
55	PAOZZ	4730-00-809-9427	96906	MS51500A8-8	..ADAPTER,STRAIGHT,PI HOSE TO CYLINDER	4
56	XDFZZ		80064	516-4510940-55	..HOSE,NONMETALLIC (3 FT.LG) (MAKE FROM 4720-00- 067-0454)	V
57	PAOZZ	4730-00-004-0732	79470	C3069X8X4	..REDUCER,PIPE	6
58	PAOZZ	4730-00-999-8582	81343	8-8140238C	..ELBOW,PIPE 90 DEG,1/2 IN	10
59	PAOZZ	4730-00-004-0732	79470	C3069X8X4	..REDUCER,PIPE	7
60	PAFZZ	4730-00-263-5266	79470	C3709X8	..TEE,PIPE 1/2 IN	11
61	XDOZZ		01276	2080-8-8	..CROSS,PIPE	1
62	XDFZZ		80064	516-4510940-22	..NIPPLE,PIPE (6 FT.LG)(MAKE FROM PIPE P/N MIL-T- 20157)	8
63	XDOZZ		14959	1-21IN2000LBW06	..UNION,FEMALE	5
64	XDFZZ		80064	516-4510940-59	..PIPE,STEEL (15 IN.LG)(MAKE FROM PIPE P/N MIL- T-20157)	V
65	XDOZZ		34749	210	..FITTING,COMPRESSION	3
66	XDFZZ		80064	516-4510940-58	..PIPE,STEEL (27 IN.LG)(MAKE FROM PIPE P/N MIL-T- 20157)	V
67	PAOZZ	4730-00-542-5598	79470	C3309X8	..COUPLING,PIPE	1
68	XDFZZ		80064	516-4510940-57	..PIPE,STEEL (9 FT.LG)(MAKE FROM PIPE P/N MIL- T-20157)	V
69	XDFZZ		81349	MIL-H-24135CLASS I SIZE 6	..HOSE ASSEMBLY (MAKE FROM 4720-00-051-5542) AND P/N 1509	V

(1)	(2)	(3)	(4)	(5)	(6)	(7)
ITEM NO.	SMR CODE	NSN	CAGEC	PART NUMBER	DESCRIPTION AND USABLE ON CODE (UOC)	QTY
70	XDFZZ		81343	J517	..HOSE ASSEMBLY HYDRAULIC (MAKE FROM 4720-00-067-0454) AND	V
71	XDFZZ		80064	516-4510940-49	..HOSE, NONMETALLIC (30 IN. LG) (MAKE FROM 4720-00-836-7189) 3/1	V
72	XDFZZ		80064	516-4510940-104	..PIPE, STEEL (MAKE FROM PIPE P/N MIL-T-20157)	V
73	XDFZZ		98991	444-4B	..VALVE, BALL	8
74	XDFZZ		80064	516-4510940-64	..PIPE, STEEL (5 FT. 10 IN. LG) (MAKE FROM PIPE P/N MIL-T-2	V
75	XDFZZ		80064	516-4510940-66	..PIPE, STEEL (13 IN. LG) (MAKE FROM PIPE P/N MIL-T-20157)	V
76	XDFZZ		80064	516-4510940-96	..PIPE, STEEL (5 IN. LG) (MAKE FROM PIPE P/N MIL-T-20157)	V
77	XDFZZ		80064	516-4510940-35	..HOSE, NONMETALLIC (3 FT. LG) (MAKE FROM 4720-00-836-7189) 3/16	V
78	XDFZZ		80064	516-4510940-95	..PIPE, STEEL (4 FT. 3 IN. LG) (MAKE FROM PIPE P/N MIL-T-20	V
79	XDFZZ		80064	516-4510940-50	..HOSE, NONMETALLIC (4 FT. LG) (MAKE FROM HOSE P/N 2663-12)	V
80	PAFZZ	4730-00-289-2825	63686	5713	..BUSHING, PIPE	4
81	XDFZZ		80064	516-4510940-63	..PIPE, STEEL (13 IN. LG) (MAKE FROM PIPE P/N MIL-T-20157)	V
82	XDFZZ		80064	516-4510940-61	..PIPE, STEEL (5 FT. 4 IN. LG) (MAKE FROM PIPE P/N MIL-T-20	V
83	XDFZZ		80064	516-4510940-56	..PIPE, STEEL (20 IN. LG) (MAKE FROM PIPE P/N MIL-T-20157)	V
84	XDOZZ		80064	516-4510940-93	..PIPE, STEEL	2

END OF FIGURE

UNIT, DIRECT SUPPORT, AND GENERAL SUPPORT MAINTENANCE
FOR LANDING CRAFT MECHANIZED (LCM-8) (ALL VESSELS WITH MOD 2 APPLICATION)

STEERING PUMP

REPAIR PARTS LIST

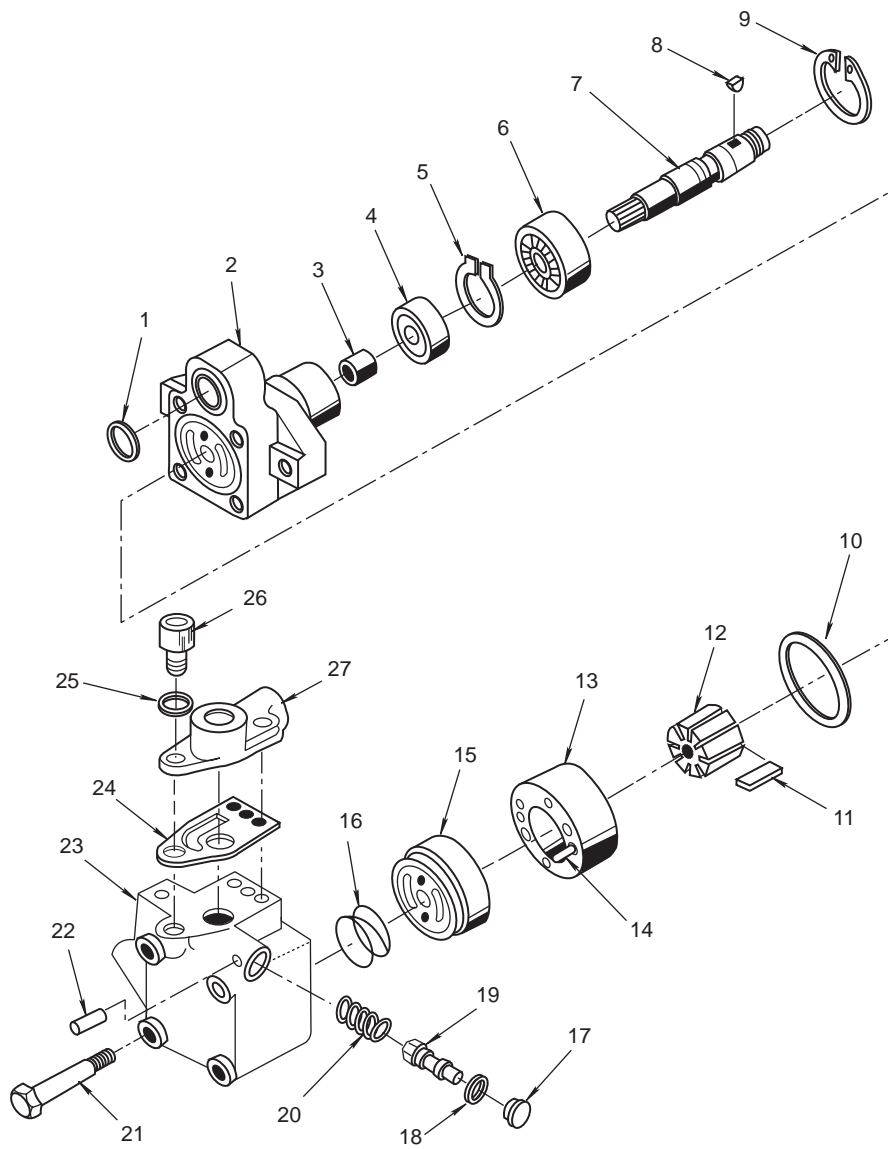


Figure 76. Steering Pump

(1)	(2)	(3)	(4)	(5)	(6)	(7)
ITEM NO.	SMR CODE	NSN	CAGEC	PART NUMBER	DESCRIPTION AND USABLE ON CODE (UOC)	QTY
					GROUP 050802	
					FIG. 76 STEERING PUMP	
	PAFHH	2530-01-261-4158	62983	VTM42-40-15-15-M E-R1-14	..PUMP ASSEMBLY,POWER	1
1	PAHZZ	5331-00-245-9357	62983	174619	...O-RING PART OF KIT P/N 922904	1
2	PAHZZ	4320-01-257-0711	62983	923951	...BODY S/A KIT	1
3	PAHZZ	3110-00-883-5413	62983	222440	...BEARING,ROLLER,NEED	1
4	PAHZZ	5330-00-866-5129	62983	263585	...SEAL,PLAIN ENCASED PART OF KIT P/N 922904	1
5	PAHZZ	5325-00-489-0979	62983	193732	...RING,RETAINING	1
6	PAHZZ	3110-00-108-9247	62983	148423	...BEARING,BALL,ANNULA	1
7	PAHZZ	3040-00-453-5330	62983	250455	...SHAFT,SHOULDERED	1
8	PAHZZ	5315-00-839-2594	62983	1606	...KEY,SPECIAL	1
9	PAHZZ	5342-00-987-2542	62983	172376	...RING,SPECIAL	1
10	PAHZZ	5331-00-276-1930	62983	213998	...O-RING PART OF KIT P/N 922904	1
11	PAHZZ	4320-00-986-7592	62983	912139	...VANE SET,ROTARY (10 VANES) PART OF KIT P/N 923090	1
12	PAHZZ	4320-00-986-7591	62983	213860	...ROTOR,PUMP PART OF KIT P/N 923090	1
13	PAHZZ	4320-01-257-2417	62983	296597	...HOUSING,LIQUID PUMP PART OF KIT P/N 923090	1
14	PAHZZ	5315-00-406-2208	62983	217308	...PIN,SPECIAL	2
15	PAHZZ	4320-00-094-1950	62983	276396	...PLATE,PRESSURE,ROTA	1
16	PAHZZ	5360-00-986-7595	62983	289281	...SPRING,HELICAL,COMP	1
17	XDHZZ		62983	375094	...PLUG	1
18	XDHZZ		62983	199390	...O RING PART OF KIT P/N 922904	1
19	PAHZZ	4820-00-960-9329	62983	232797	...PISTON,VALVE	1
20	PAHZZ	5360-00-953-5204	62983	170072	...SPRING,HELICAL,COMP	1
21	PAHZZ	5305-00-989-0851	62983	171523	...SCREW	4
22	PAHZZ	5315-00-937-3013	62983	32559	...PIN,PUMP ASSEMBLY	1
23	XDHZZ		62983	377547	...COVER SUB-ASSY	1
24	PAHZZ	5330-01-024-2331	62983	283556	...GASKET PART OF KIT P/N 923847	1

(1)	(2)	(3)	(4)	(5)	(6)	(7)
ITEM NO.	SMR CODE	NSN	CAGEC	PART NUMBER	DESCRIPTION AND USABLE ON CODE (UOC)	QTY
25	PAHZZ	5310-00-402-0187	62983	28931	...WASHER PART OF KIT P/N 923847	1
26	PAHZZ	5305-00-757-8716	62983	315939	...SCREW, MACHINE PART OF KIT P/N 923847	3
27	PAHZZ	4730-01-297-0222	62983	275276	...ADAPTER, STRAIGHT, FL	1
END OF FIGURE						

**UNIT, DIRECT SUPPORT, AND GENERAL SUPPORT MAINTENANCE
FOR LANDING CRAFT MECHANIZED (LCM-8) (ALL VESSELS WITH MOD 2 APPLICATION)**

STEERING CYLINDERS

REPAIR PARTS LIST

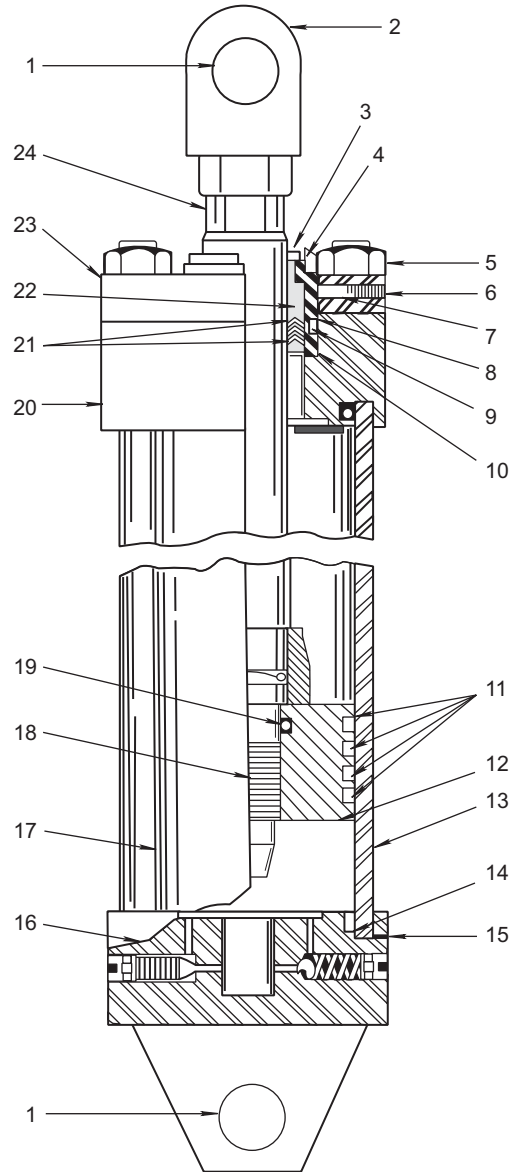


Figure 77. Steering Cylinders

(1)	(2)	(3)	(4)	(5)	(6)	(7)
ITEM NO.	SMR CODE	NSN	CAGEC	PART NUMBER	DESCRIPTION AND USABLE ON CODE (UOC)	QTY
					GROUP 050803	
					FIG. 77 STEERING CYLINDERS	
	XDFHH		91940	3THGHYD2X14NC3-1	..CYLINDER ASSEMBLY,A (COMPONENTS PORTS 1 SAME AS CYLINDER,P/N BM9511S,E	2
1	PAHZZ	2030-00-113-9477	91940	A8658-12	...PIN ASSEMBLY CLEVIS, HYDRAULIC CYLINDER MTG	2
2	PAHZZ	5307-01-328-3754	91940	A504609	...STUD,PLAIN CYLINDER	1
3	PAHZZ	2030-00-059-6596	91940	A8347-15	...WIPER,ROD	1
4	PAHZZ	2030-00-059-6599	91940	A82503	...CARTRIDGE,CYLINDER ROD, BEARING	1
5	PAHZZ	5310-00-912-4347	44185	F8558	...NUT,PLAIN,HEXAGON TIE ROD	4
6	PAHZZ	5305-00-724-6798	96906	MS51964-49	...SETSCREW CARTRIDGE	1
7	XDHZZ		91940	551263	...SLUG,CARTRIDGE NYLON, 1/8 X 1/8 IN	1
8	PAHZZ	5330-00-825-3280	91940	A27-033	...GASKET SEAL	1
9	PCHZZ	5331-00-245-9555	91940	A26-033	...O-RING CARTRIDGE SEAL	1
10	PAHZZ	5325-00-059-6606	91940	A08-187	...RING,RETAINING ROD, PACKING	1
11	PAHZZ	5330-00-708-3628	91940	A8253-2	...PACKING,PISTON PISTON RINGS	4
12	XDHZZ		91940	A8212	...PISTON,LINEAR ACTUA CYLINDER	1
13	PAHZZ	2030-00-113-9473	91940	A8154	...CYLINDER,HYDRAULIC STEERING	1
14	PAHZZ	5331-00-068-8182	91940	A26-224	...O-RING END COVER	2
15	PAHZZ	5330-00-186-4935	88044	AN6244-2	...GASKET	2
16	XDHZZ		91940	A8072	...COVER,CAP,END	1
17	PAHZZ	5342-00-003-4075	91940	A83109	...ROD TIE HYDRAULIC CYLINDER	4
18	PAHZZ	5305-00-253-7863	91940	A82801	...SETSCREW PISTON RETAINER	1
19	PAHZZ	5331-01-346-1474	91940	26-116	...O-RING PISTON	1
20	XDHZZ		91940	A8456	...COVER,HEAD END CYLINDER	1
21	PAHZZ	5330-00-059-6607	91940	V63-6-4P	...PACKING ASSEMBLY V TYPE, PISTON ROD	1
22	PAHZZ	3110-00-708-3626	91940	A82519	...BEARING,ROD HYDRAULIC CYLINDER..	1

(1)	(2)	(3)	(4)	(5)	(6)	(7)
ITEM NO.	SMR CODE	NSN	CAGEC	PART NUMBER	DESCRIPTION AND USABLE ON CODE (UOC)	QTY
23	XDHZZ		91940	A8586	..PLATE,RETAINER CARTRIDGE	1
24	XDHZZ		91940	AM8295	...ROD,PISTON	1
END OF FIGURE						

**UNIT, DIRECT SUPPORT, AND GENERAL SUPPORT MAINTENANCE
FOR LANDING CRAFT MECHANIZED (LCM-8) (ALL VESSELS WITH MOD 2 APPLICATION)**

HELM UNIT STEERING COLUMN

REPAIR PARTS LIST

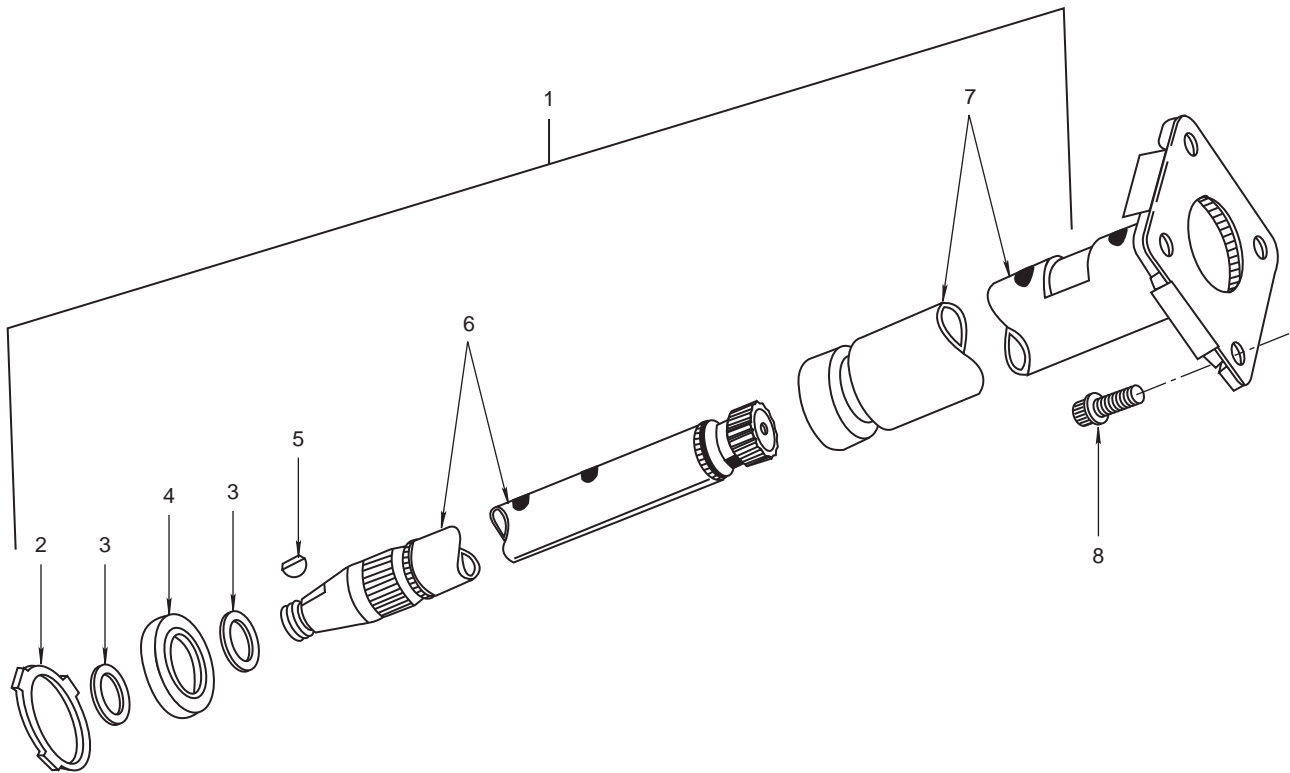


Figure 78. Helm Unit Steering Column

(1)	(2)	(3)	(4)	(5)	(6)	(7)
ITEM NO.	SMR CODE	NSN	CAGEC	PART NUMBER	DESCRIPTION AND USABLE ON CODE (UOC)	QTY
					GROUP 050804	
					FIG. 78 HELM UNIT STEERING COLUMN	
	PAFHH	2030-00-113-9470	96151	WK2-11	..HELM UNIT	1
1	PAHHH	2030-00-113-9469	5G568	204-1003-005	...COLUMN,CONTROL HELM UNIT	1
2	PAHZZ	5325-00-119-4777	96151	5245	...RING,RETAINING	1
3	PAHZZ	5325-00-788-6043	96151	14092	...RING,RETAINING	2
4	PAHZZ	3110-00-439-2579	96151	21146	...BEARING,BALL,ANNULA	1
5	PAHZZ	5315-00-616-5523	80205	MS35756-11	...KEY,WOODRUFF	1
6	PAHHH	2030-00-113-9469	5G568	204-1003-005	...COLUMN,CONTROL STEERING COLUMN	1
7	PAHZZ	4710-00-420-4458	96151	5246-2	...TUBE ASSEMBLY,METAL ASSEMBLY	1
8	PAHZZ	5306-00-835-6064	96151	21047-1	...BOLT,MACHINE	4
					END OF FIGURE	

UNIT, DIRECT SUPPORT, AND GENERAL SUPPORT MAINTENANCE
FOR LANDING CRAFT MECHANIZED (LCM-8) (ALL VESSELS WITH MOD 2 APPLICATION)

HELM UNIT

REPAIR PARTS LIST

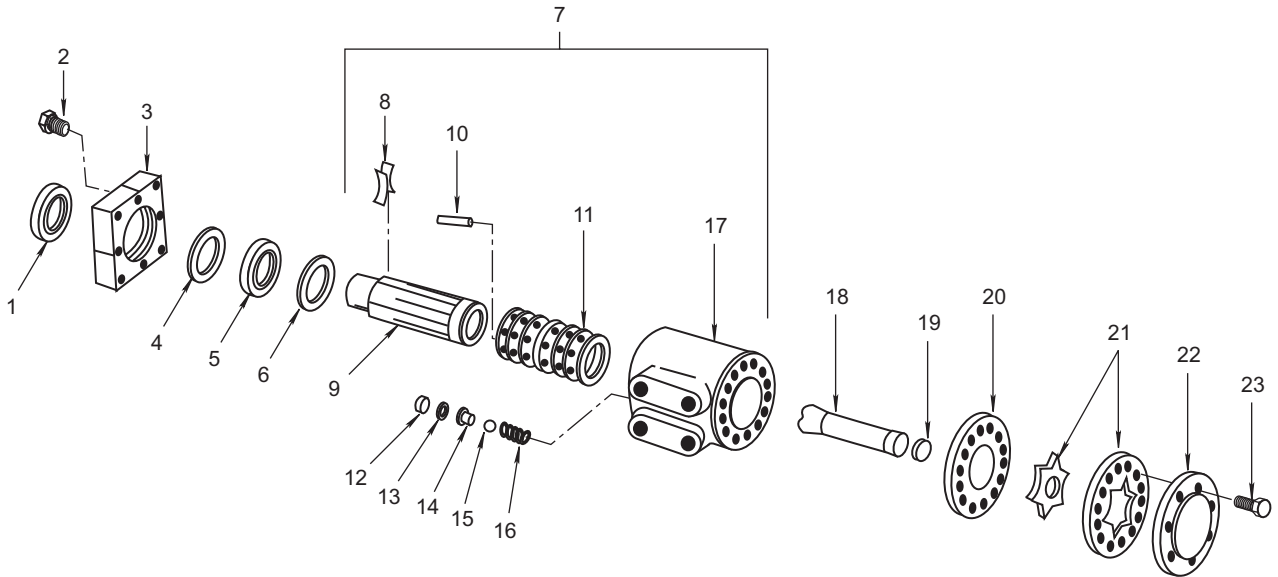


Figure 79. Helm Unit

(1)	(2)	(3)	(4)	(5)	(6)	(7)
ITEM NO.	SMR CODE	NSN	CAGEC	PART NUMBER	DESCRIPTION AND USABLE ON CODE (UOC)	QTY
					GROUP 050804	
					FIG. 79 HELM UNIT	
1	KFHZZ	5330-00-854-1603	96151	844	...SEAL,PLAIN ENCASED PLATE	1
2	PAHZZ	5306-00-835-2068	A1515	0527	...BOLT,MACHINE PLATE MTG	8
3	PAHZZ	2590-00-900-6419	96151	843	...PLATE MOUNTING	1
4	KFHZZ	5330-00-797-8389	96151	20599	...PACKING,PREFORMED PLATE	1
5	PAHZZ	3110-00-837-1286	96151	846	...RING,BEARING,INNER	1
6	KFHZZ	5331-00-739-4514	96151	20783	...O-RING PLATE	1
7	PAHZZ	2030-00-113-9467	96151	21118-2	...CONTROL PARTS ASSEM HELM UNIT	1
8	PAHZZ	2530-00-716-7950	96151	370	...SPRING CENTERING	12
9	XAHZZ		96151	850	...SPOOL,CONTROL	1
10	PAHZZ	5315-00-129-6499	96151	15	...PIN,CENTERING HEADLESS	1
11	PAHZZ	2530-00-738-0670	96151	849	...CONTROL PARTS ASSEM	1
12	PAHZZ	4820-00-848-3371	96151	21124	...DISK,VALVE	1
13	KFHZZ	5331-00-354-6509	96151	15006	...O-RING VALVE HOUSING	1
14	PAHZZ	4820-00-891-5998	96151	859	...SEAT,VALVE	1
15	XAHZZ		96151	194	...BALL,BEARING VALVE	1
16	PAHZZ	2530-00-716-7969	96151	857	...SPRING HELICAL COMP VALVE	1
17	XAHZZ		96151	21120-2	...HOUSING,VALVE	1
18	PAHZZ	3040-00-848-1849	96151	839	...GEARSHAFT,SPUR ROTOR	1
19	PAHZZ	5365-00-420-4472	96151	20641	...SPACER,RING SHAFT	1
20	PAHZZ	3930-00-900-6516	96151	594	...PLATE	2
21	PAHZZ	2030-00-113-9468	5UO72	8618-31	...GEROTOR SET 1.250 IN.THK	1
22	XDHZZ		96151	21176	...CAP END	1
23	PAHZA	5306-00-400-5561	96151	21045-17	...BOLT,MACHINE	7
					END OF FIGURE	

UNIT, DIRECT SUPPORT, AND GENERAL SUPPORT MAINTENANCE
FOR LANDING CRAFT MECHANIZED (LCM-8) (ALL VESSELS WITH MOD 2 APPLICATION)

RELIEF VALVE

REPAIR PARTS LIST

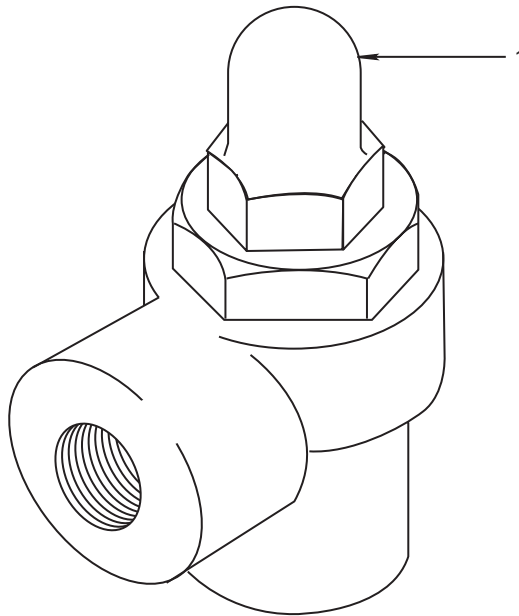


Figure 80. Relief Valve

(1) ITEM NO.	(2) SMR CODE	(3) NSN	(4) CAGEC	(5) PART NUMBER	(6) DESCRIPTION AND USABLE ON CODE (UOC)	(7) QTY
1	PAFZZ	4820-00-554-7951	02249	J50	GROUP 050805 FIG. 80 RELIEF VALVE ..VALVE,SAFETY RELIEF	1
END OF FIGURE						

UNIT, DIRECT SUPPORT, AND GENERAL SUPPORT MAINTENANCE
FOR LANDING CRAFT MECHANIZED (LCM-8) (ALL VESSELS WITH MOD 2 APPLICATION)

FLOW DIVIDER

REPAIR PARTS LIST

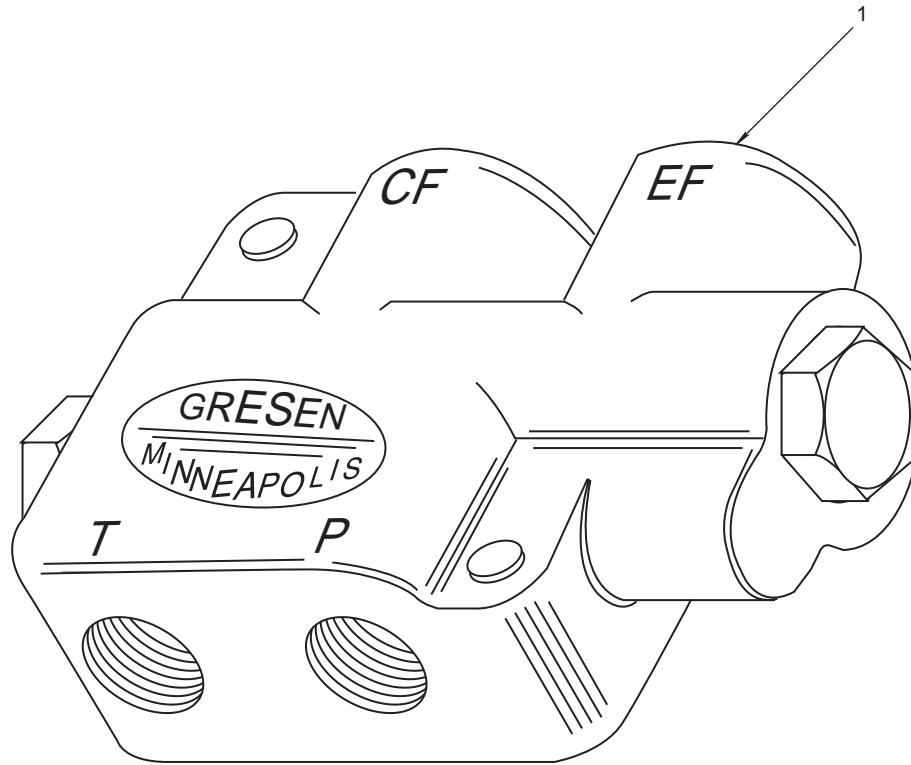


Figure 81. Flow Divider

(1) ITEM NO.	(2) SMR CODE	(3) NSN	(4) CAGEC	(5) PART NUMBER	(6) DESCRIPTION AND USABLE ON CODE (UOC)	(7) QTY
					GROUP 050806	
					FIG. 81 FLOW DIVIDER	
1	PBHZZ	2030-00-110-3446	02249	CFD50-3	..FLOW DIVIDER	1
END OF FIGURE						

**UNIT, DIRECT SUPPORT, AND GENERAL SUPPORT MAINTENANCE
FOR LANDING CRAFT MECHANIZED (LCM-8) (ALL VESSELS WITH MOD 2 APPLICATION)**

COUNTERBALANCE VALVE

REPAIR PARTS LIST

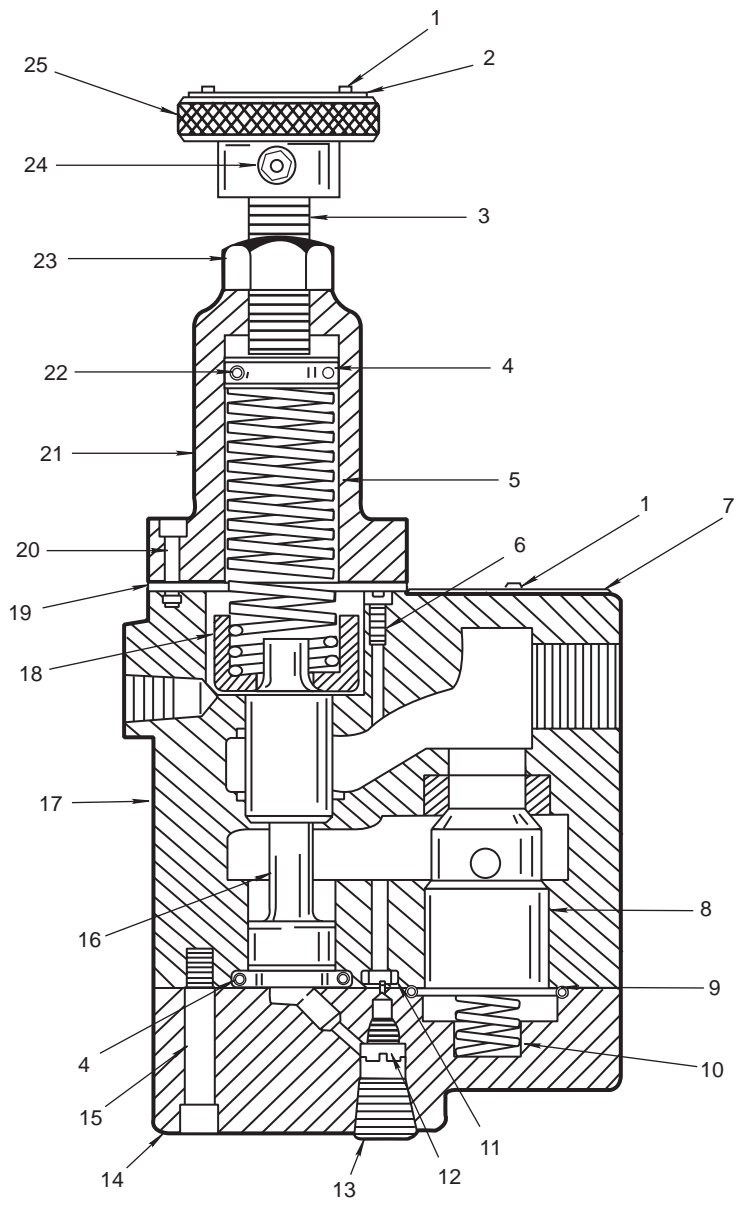


Figure 82. Counterbalance Valve

(1)	(2)	(3)	(4)	(5)	(6)	(7)
ITEM NO.	SMR CODE	NSN	CAGEC	PART NUMBER	DESCRIPTION AND USABLE ON CODE (UOC)	QTY
					GROUP 050807	
					FIG. 82 COUNTERBALANCE VALVE	
	XDFHH		24785	B-06-C-HM-1083	..VALVE,BY-PASS STEERING COUNTER BALANCE	2
1	PAHZZ	5305-00-253-5614	80205	MS21318-20	...SCREW,DRIVE ID PLATES MTG	4
2	XDHZZ		24785	10-07524-04	...PLATE,ID	1
3	PAHZZ	5305-00-724-7210	96906	MS51963-147	...SETSCREW VALVE	1
4	PAHZZ	5331-00-458-2087	24785	82-20210-01	...PACKING,PREFORMED RING	2
5	PAHZZ	5360-00-067-9493	24785	10-02693	...SPRING,HELICAL COMPRESSION,MAIN	1
6	PAHZZ	5305-00-582-5807	19204	7268227	...SCREW, MACHINE FILTER HEAD	1
7	XDHZZ		24785	10-02632	...PLATE,ID	1
8	XDHZZ		24785	10-00921-02	...SPOOL,CHECK	1
9	PCHZZ	5331-00-579-7914	81343	MS28775-217	...O-RING	1
10	XDHZZ		24785	10-00159-02	...SPRING,HELICAL,COMP CHECK	1
11	XDHZZ		24785	82-20007-01	...PACKING,PREFORMED RING	1
12	XDHZZ		24785	10-06601-01	...PLUG,PIPE	1
13	PAHZZ	4730-01-152-3497	24785	84-01311-03	...PLUG,PIPE VALVE	1
14	XDHZZ		24785	10-01246-03	...CAP,BOTTOM	1
15	PAHZZ	5305-00-983-6622	96906	MS16997-81	...SCREW,CAP,SOCKET HEXAGON CAP MTG	6
16	XDHZZ		24785	10-01258-02	...SPOOL,MAIN	1
17	XDHZZ		24785	10-01243-03	...BODY,175 VALVE	1
18	PAHZZ	4820-00-462-2166	24785	10-06427-04	...SEAT,VALVE SPRING	1
19	PAHZZ	5330-00-815-2946	24785	10-01256-02	...GASKET	1
20	PAHZZ	5305-00-983-5346	96906	MS16997-78	...SCREW,CAP,SOCKET HE VALVE	4
21	XDHZZ		24785	10-01245-04	...CAP,TOP	1
22	XDHZZ		24785	10-02846-02	...FOLLOWER,SPRING	1
23	PAHZZ	5310-00-768-0318	24617	9413509	...NUT,PLAIN,HEXAGON VALVE	1
24	PAHZZ	5305-00-724-5820	80205	MS51964-78	...SETSCREW KNOB MTG	1
25	XDHZZ		24785	10-04438-08	...KNOB	1
END OF FIGURE						

**UNIT, DIRECT SUPPORT, AND GENERAL SUPPORT MAINTENANCE
FOR LANDING CRAFT MECHANIZED (LCM-8) (ALL VESSELS WITH MOD 2 APPLICATION)**

CHECK VALVE

REPAIR PARTS LIST

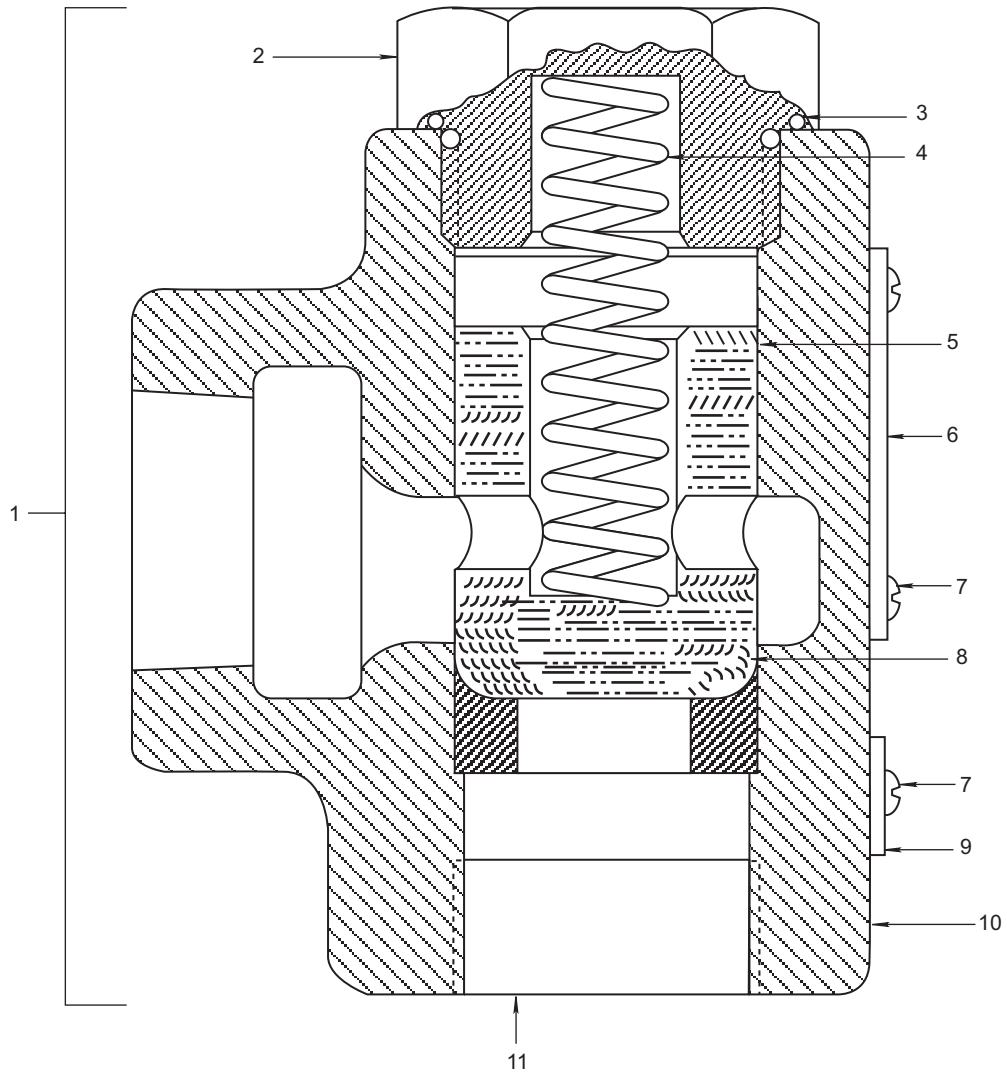


Figure 83. Check Valve

(1)	(2)	(3)	(4)	(5)	(6)	(7)
ITEM NO.	SMR CODE	NSN	CAGEC	PART NUMBER	DESCRIPTION AND USABLE ON CODE (UOC)	QTY
					GROUP 050808	
					FIG. 83 CHECK VALVE	
1	PAOFF	4820-00-410-1946	24785	D-06-10A1	..VALVE,CHECK HYDRAULIC STEERING	1
2	XDFZZ		24785	10-02774-02	...PLUG	1
3	PAFZZ	5330-00-917-0876	24785	82-20216-01	...PACKING,PREFORMED	1
4	XDFZZ		24785	10-00159-02	...SPRING,HELICAL,COMP VALVE	1
5	XDFZZ		24785	10-04441-05	...POPPET,CHECK VALVE	1
6	XDFZZ		24785	10-05139-03	...PLATE,ID	1
7	PAFZZ	5305-00-253-5614	80205	MS21318-20	...SCREW,DRIVE FORMING, PLATE MTG	4
8	XDFZZ		24785	10-00922-02	...SEAT,CHECK VALVE	1
9	XDFZZ		24785	10-05139-03	...PLATE,ID	1
10	XDFZZ		24785	10-07895-06	...BODY,CHECK VALVE	1
11	XDFZZ		24785	84-01342-05	...PLUG,PIPE	1
					END OF FIGURE	

UNIT, DIRECT SUPPORT, AND GENERAL SUPPORT MAINTENANCE
 FOR LANDING CRAFT MECHANIZED (LCM-8) (ALL VESSELS WITH MOD 2 APPLICATION)

HYDRAULIC RESERVOIR, FILTER, AND STRAINERS

REPAIR PARTS LIST

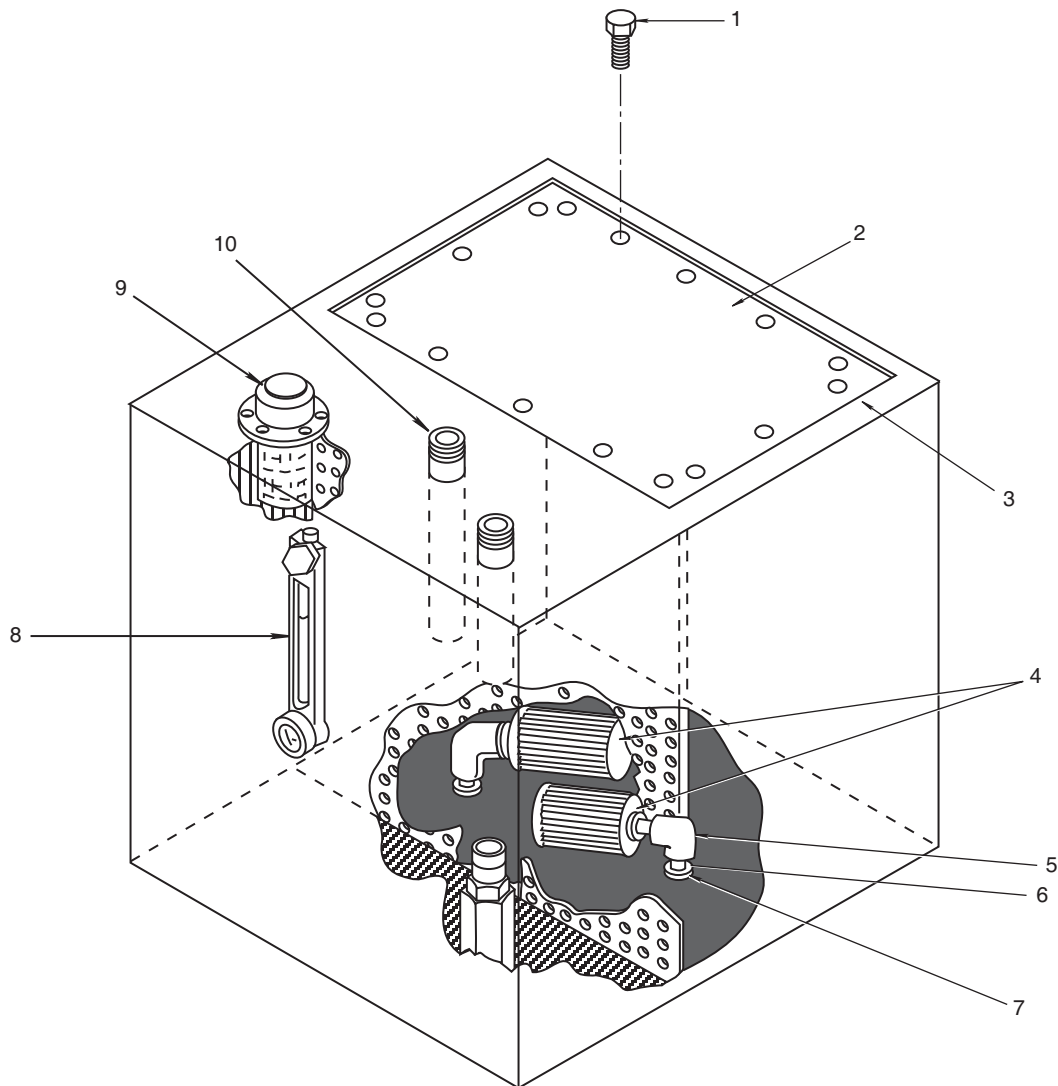


Figure 84. Hydraulic Reservoir, Filter and Strainers (Sheet 1 of 2)

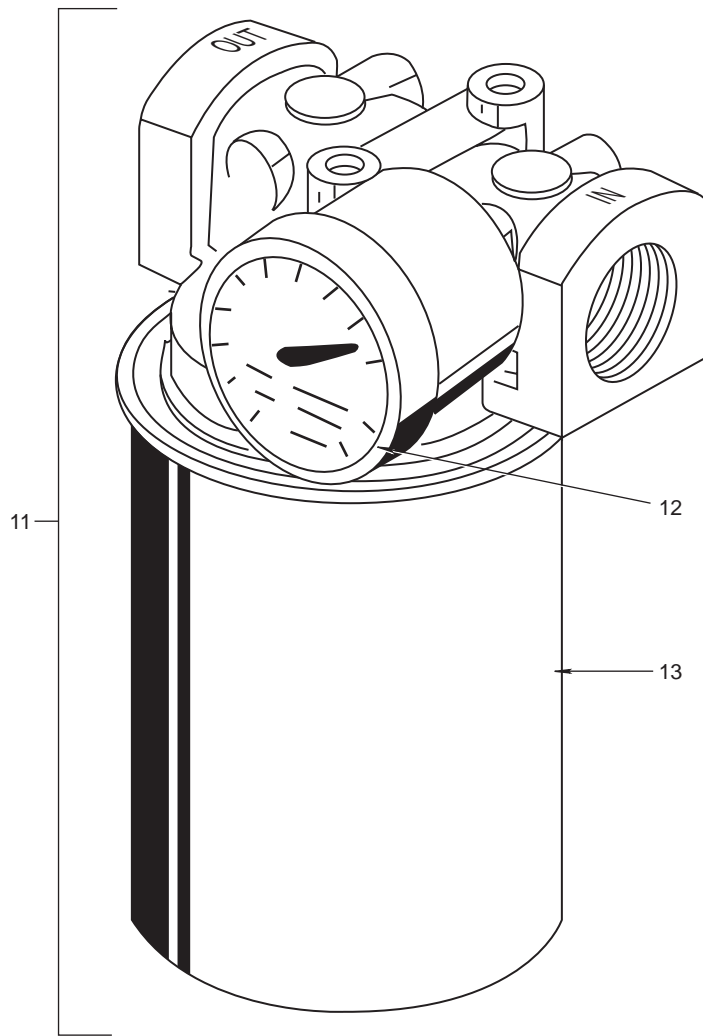


Figure 84. Hydraulic Reservoir, Filter and Strainers (Sheet 2 of 2)

(1)	(2)	(3)	(4)	(5)	(6)	(7)
ITEM NO.	SMR CODE	NSN	CAGEC	PART NUMBER	DESCRIPTION AND USABLE ON CODE (UOC)	QTY
					GROUP 050809	
					FIG. 84 HYDRAULIC RESERVOIR, FILTER, AND STRAINERS	
	XCOOO		97403	13226E9477	...STEERING HYDRAULIC RESERVOIR LCM-8 MOD-1	1
1	PAOZZ	5305-00-068-0502	96906	MS90725-6	...SCREW,CAP,HEXAGON H 1/4-20 UNC X 3/4 LG	16
2	XDOZZ		81346	ASTM A36	...F.B.,1/2"X2"X6" 7.65 LB 6 3/4 X 13	1
3	XDOZZ		81349	MIL-G-1086 TYPE1	...GASKET,RUBBER 1/8 X 6 3/4 X 13	1
4	PAOZZ	4330-01-441-0909	23619	HA-FS-5	...STRAINER,SUCTION 5GPM, 3/4 IPS	2
5	XDOZZ		30780	3/4-DD-S	...ELBOW 90DEG,FEMALE 3/4 IPS	2
6	PAOZZ	4730-00-278-3724	30780	3/4-FF-S	...NIPPLE,PIPE 3/4 IPS	2
7	XDOZZ		80204	ANSI B16.3	...REDUCER,3/4 IN X 1/ 3/4 NOM PIPE SIZE	2
8	XDOZZ		23619	HSG-88	...GAUGE,SIGHT,TEMP & LEVEL	1
9	PAOZZ	2520-00-141-3171	23619	HC-120	...BREATHER 2" DIA	1
10	XDOZZ		81346	ASTM A53 TYPE SG R A	...PIPE,SCH 40, 3/4 IPS X 9 1/2L	2
11	PAOOO	4330-01-147-2233	02249	FSP 107-1EDIA	...FILTER,HYD W/GAUGE	1
12	XDOZZ		02249	K-23028	...PARTS KIT,INDICATOR	1
13	PAOZZ	4330-00-073-0371	02249	K-22001	...FILTER ELEMENT,FLUI	1
					END OF FIGURE	

UNIT, DIRECT SUPPORT, AND GENERAL SUPPORT MAINTENANCE
FOR LANDING CRAFT MECHANIZED (LCM-8) (ALL VESSELS WITH MOD 2 APPLICATION)

RUDDER AND TILLER

REPAIR PARTS LIST

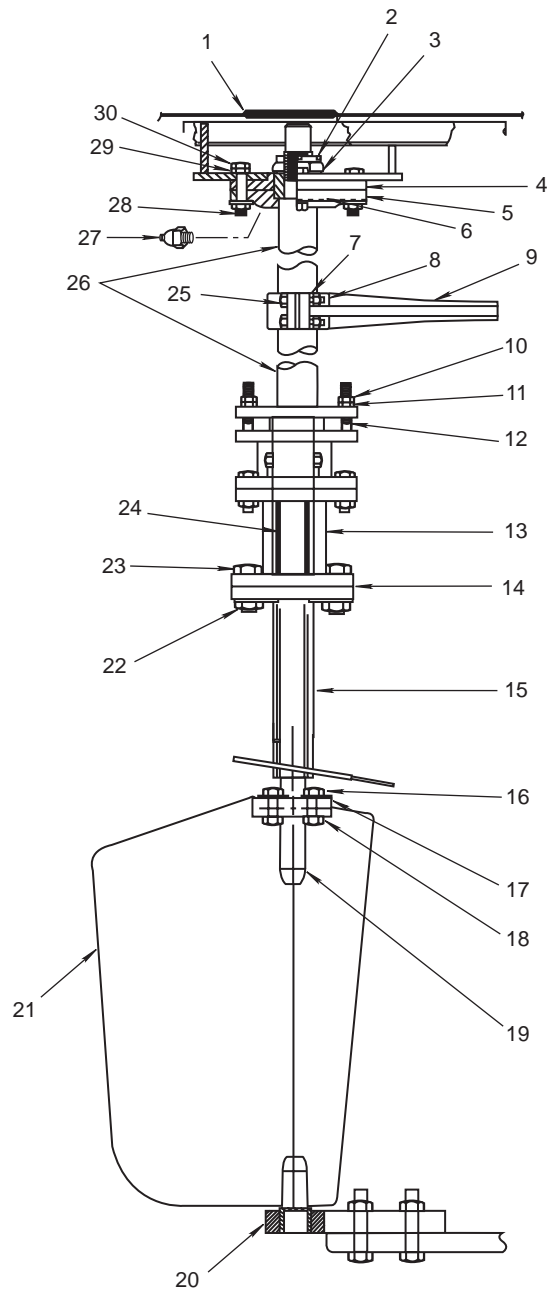


Figure 85. Rudder and Tiller

(1)	(2)	(3)	(4)	(5)	(6)	(7)
ITEM NO.	SMR CODE	NSN	CAGEC	PART NUMBER	DESCRIPTION AND USABLE ON CODE (UOC)	QTY
					GROUP 0509	
					FIG. 85 RUDDER AND TILLER	
1	XDFZZ		80064	445-4510939M1	..GASKET STEERING PLUG (MAKE FROM 834 00-351-0146)	1
2	PAFZZ	5315-00-291-7216	80205	MS24665-644	..PIN,COTTER RUDDER NUT	1
3	PAFZZ	5310-00-077-0058	80064	445-4510939M27	..NUT,PLAIN,CASTELLAT HEXAGON RUDDER STOCK	1
4	XDFZZ		80064	445-4510939M25	..FLANGE,THRUST UPPER	1
5	XDFZZ		80064	445-4510939M24	..FLANGE,THRUST LOWER	1
6	PAFZZ	3120-00-463-5582	98042	MMC45-26	..BEARING,THRUST LOWER	1
7	PAFZZ	5310-00-937-0453	96906	MS35338-145	..WASHER,LOCK CRANK MTG	4
8	PAFZZ	5305-00-923-8268	96906	MS35307-466	..SCREW,CAP,HEXAGON H HEAD CRANK MTG	4
9	XDFZZ		18072	445-4510939M38TH RUM43	..CRANK ASSEMBLY RUDDER SHAFT	1
10	PAFZZ	5310-00-189-8471	93232	SL7939PC1-5	..NUT,PLAIN,HEXAGON PACKING GLAND MTG	4
11	PAFZZ	5310-00-913-5475	96906	MS51969-7	..NUT,PLAIN,HEXAGON PACKING GLAND MTG	4
12	XDFZZ		80064	445-4510939M14	..STUD,PLAIN PACKING GLAND MTG	4
13	PAFZZ	2040-00-409-0070	80064	445-4510939M10M1 1M14M15M16	..STUFFING BOX ASSEMB RUDDER	1
14	XDFZZ		80064	445-4510939M23	..GASKET RUDDER PORT FLANGE	1
15	XDFZZ		52660	9872-356	..BEARING,SLEEVE RUDDER	1
16	PAFZZ	5310-00-619-5813	81348	FFN836GROUPTYPE3 STYLE1 GRADEA	..NUT,PLAIN,HEXAGON UPPER RUDDER STOCK,1 1/8-7 THD SIZE	4
17	PAFZZ	5310-00-850-1611	96906	MS35338-54	..WASHER,LOCK UPPER RUDDER STOCK	4
18	PAFZZ	5305-01-333-6400	96906	MS35307-556	..SCREW,CAP,HEXAGON H	4
19	PAFZZ	2040-00-115-3709	98042	MMC45M4P3	..STOCK,RUDDER	1
20	XDFZZ		98042	MMC45M35	..BEARING,SLEEVE RUDDER	1
21	PAFZZ	2040-00-115-3708	98042	MMC45M2M3P1P2	..RUDDER ASSEMBLY,MAR	1
22	PAFZZ	5305-00-949-9194	80205	MS35308-493	..SCREW,CAP,HEXAGON HEAD STUFFING BOX MTG	4

(1)	(2)	(3)	(4)	(5)	(6)	(7)
ITEM NO.	SMR CODE	NSN	CAGEC	PART NUMBER	DESCRIPTION AND USABLE ON CODE (UOC)	QTY
23	XDFZZ		96906	MS51792-8	..NUT,PLAIN,HEXAGON BOX MTG STUFFING BOX MTG	4
24	XDFZZ		80064	445-4510939M12	..PACKING STUFFING BOX (10 FTLG)	1
25	PAFZZ	5310-00-764-6609	96906	MS51971-7	..NUT,PLAIN,HEXAGON CRANK MTG	4
26	XDFZZ		98042	MMC45M4	..STOCK,RUDDER UPPER	1
27	XDFZZ		70270	1988	..FITTING,LUBRICATION RUDDER THRUST BEARING,30 DEG,1/8-27 THD SI	2
28	PAFZZ	5305-00-727-8822	96906	MS90726-193	..SCREW,CAP,HEXAGON THRUST BEARING FLANGE	4
29	XDFZZ		78189	1232-3	..WASHER,LOCK FLANGE MTG	4
30	PAFZZ	5310-00-763-8901	96906	MS51968-23	..NUT,PLAIN,HEXAGON	4
END OF FIGURE						

UNIT, DIRECT SUPPORT, AND GENERAL SUPPORT MAINTENANCE
FOR LANDING CRAFT MECHANIZED (LCM-8) (ALL VESSELS WITH MOD 2 APPLICATION)

RUDDER ANGLE TRANSMITTER (FOLLOW-UP UNIT)

REPAIR PARTS LIST

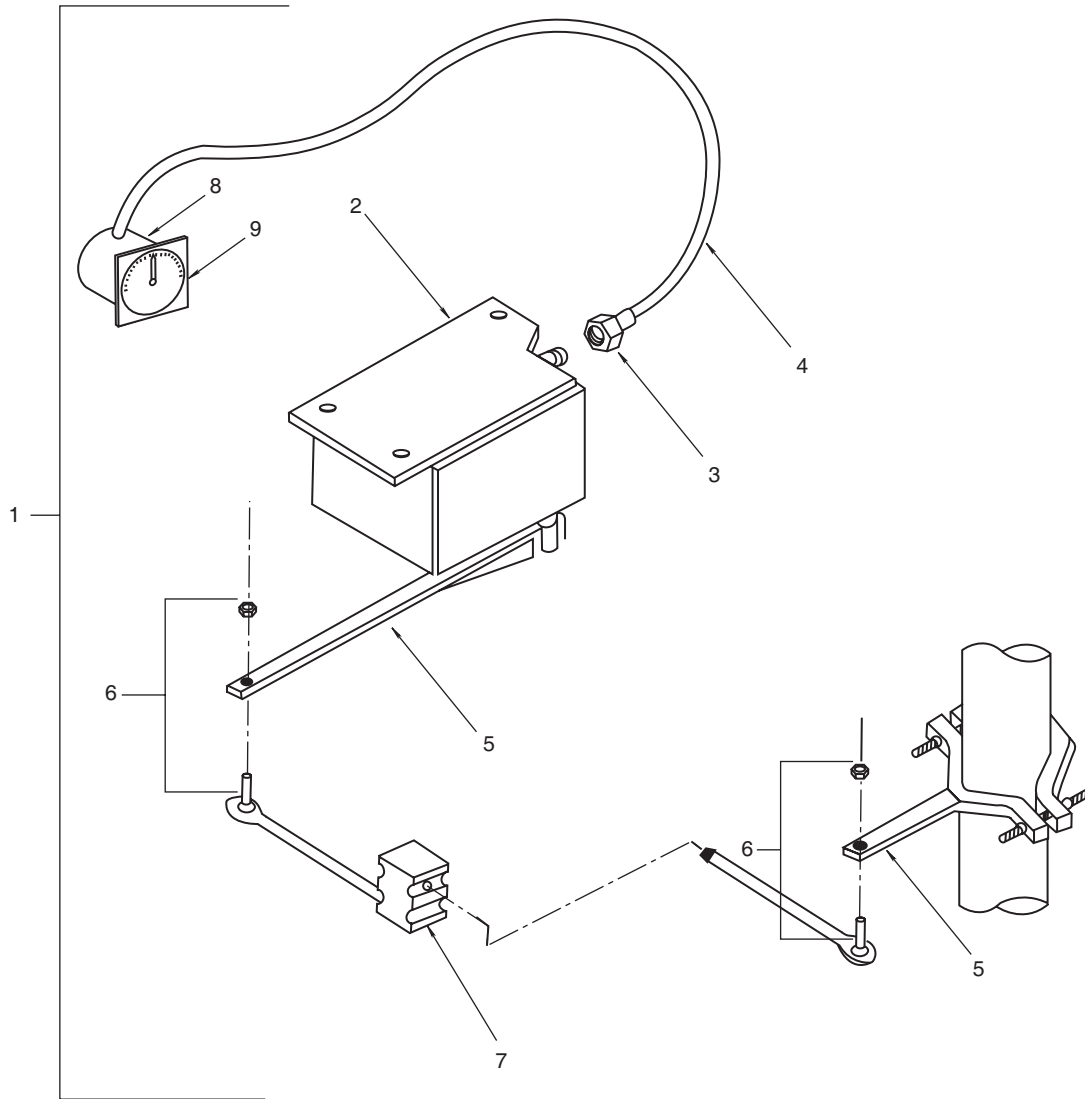


Figure 86. Rudder Angle Transmitter (Follow-Up Unit)

(1)	(2)	(3)	(4)	(5)	(6)	(7)
ITEM NO.	SMR CODE	NSN	CAGEC	PART NUMBER	DESCRIPTION AND USABLE ON CODE (UOC)	QTY
					GROUP 0510	
					FIG. 86 RUDDER ANGLE TRANSMITTER (FOLLOW-UP UNIT)	
1	XDFFF		37919	520-012	..INDICATOR, RUDDER	1
2	XDFZZ		37919	530-148	..UNIVERSAL FOLLOW-UP (15M)	1
3	PAFZZ	5935-01-202-5994	37919	610-009	..CONNECTOR, PLUG, ELEC	1
4	XDFZZ		37919	9750-101	..CABLE	50
5	XDFZZ		37919	530-072	..RUDDER, CLAMP, UNIVERSAL 1" - 4.5" DIA	1
6	XDFZZ		37919	550-004	..ASSEMBLY, SWIVEL	2
7	XDFZZ		37919	550-005	..SWIVEL & BLOCK BRASS	1
8	XDFZZ		37919	530-025	..HOUSING KIT,150, WATERPROOF	1
9	PAFZZ	6320-01-315-4185	37919	530-023	..INDICATOR, 150	1
					END OF FIGURE	

**UNIT, DIRECT SUPPORT, AND GENERAL SUPPORT MAINTENANCE
FOR LANDING CRAFT MECHANIZED (LCM-8) (ALL VESSELS WITH MOD 2 APPLICATION)**

VALVES, PIPING, HOSES, AND FITTINGS

REPAIR PARTS LIST

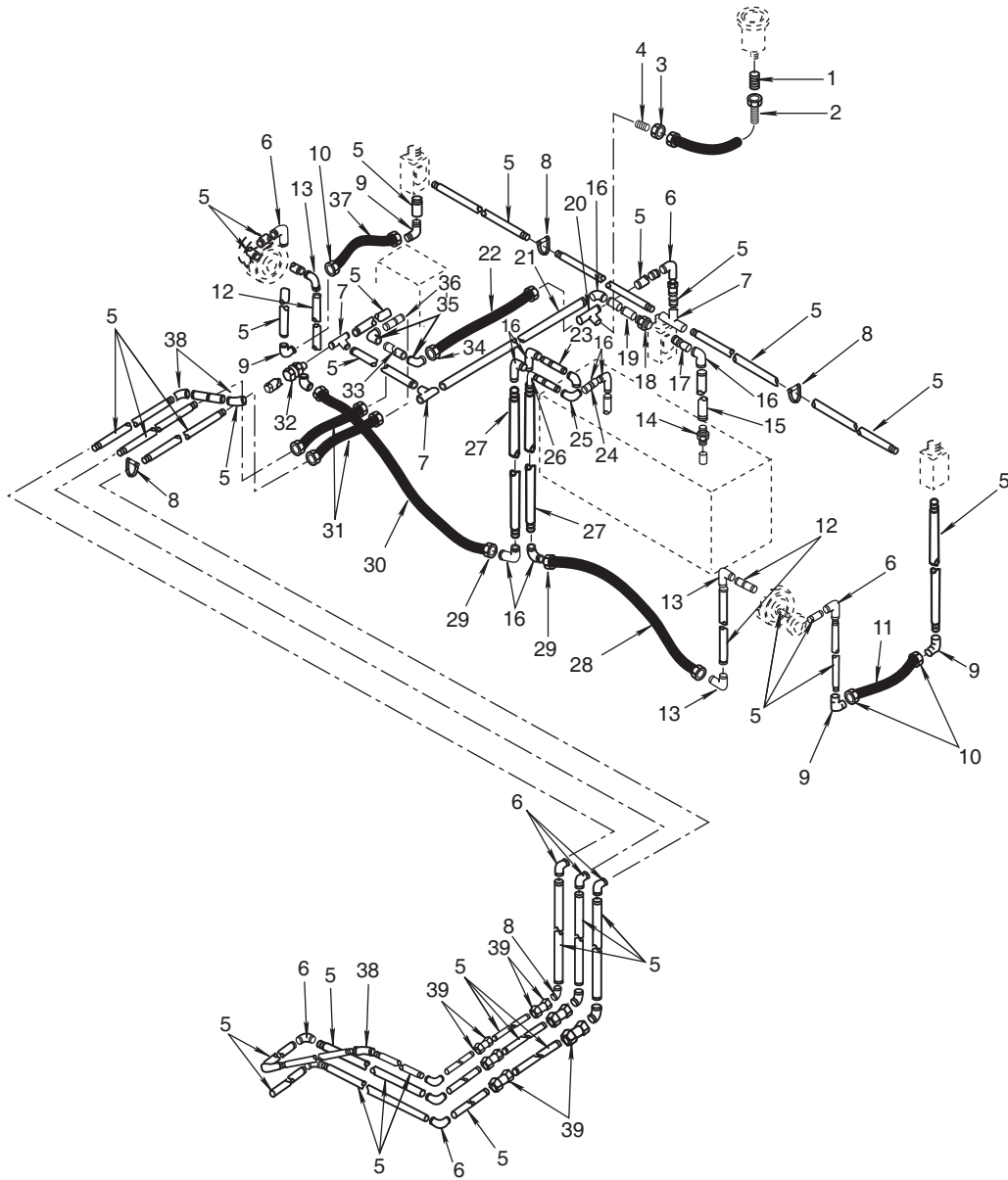


Figure 87. Valves, Piping, Hoses and Fittings

(1)	(2)	(3)	(4)	(5)	(6)	(7)
ITEM NO.	SMR CODE	NSN	CAGEC	PART NUMBER	DESCRIPTION AND USABLE ON CODE (UOC)	QTY
					GROUP 051101	
					FIG. 87 VALVES, PIPING, HOSES, AND FITTINGS	
	XCFFF		97403	13226E9466	MODIFICATION TO RAMP HYDRAULIC SYSTEM	1
1	PAOZZ	4730-00-187-0840	79470	C5205X4	.ADAPTER, STRAIGHT, PI 1/8 IPS X 1 1/4 TUBE	1
2	XDOZZ		24161	4C2AT-4RFJX-60"	.HOSE ASSEMBLY JIC SWIVEL X60"L	1
3	XDOZZ		98660	PF101-20-4	.BUSHING, REDUCER 1 1/4"IPS X1/4"IPS THREADED	1
4	XDOZZ		79470	C5205X4X4	.CONNECTOR, MALE 1/4"IPS X1/4" TUBE	1
5	XDFZZ		81346	TYPE S GR A	.PIPE, SEAMLESS BLACK 1 1/4" IPS SCHED 80 MAKE FROM MILT20157TYP	V
6	XDOZZ		80204	B16.11ELBOW90DEG 1.25 IPS	.ELBOW, 90 DEG 1.25 IPS 3000 LB SWLDG	14
7	XDOZZ		80204	B16.11TEE90DEG 1.25 IPS	.TEE, 90 DEG 1.25 IPS 3000 LB	2
8	XDOZZ		80996	NO137	.HANGER, PIPE,U-BOLT 1 1/4" W/NUTS..	5
9	XDOZZ		80204	B16.11EL90DEG 1.25 IPS	.ELBOW, 90 DEG 1.25 IPS 3000 LB THREADED	4
10	PAOZZ	4730-01-326-6277	98660	AC 1000-20	.ADAPTER, STRAIGHT,PI 1 1/4" IPS X 1 1/4" TUBE	4
11	XDOZZ		87373	741-01-06-20-20-20-28	.HOSE ASSEMBLY 1 1/4" MALE PIPE X 1 1/4" JIC SWIVEL X 28"	1
12	XDFZZ		81346	TYPE S,GR A	.PIPE, SEAMLESS, BLACK 2" IPS SCHED 40 MAKE FROM MILT20157TYPES	V
13	XDOZZ		80204	B16.11ELBOW90DEG 2IPS	.ELBOW, 90 DEG 2" IPS, 3000 LB THREADED	4
14	PAOZZ	4730-00-189-2602	72426	1631-400	.UNION, PIPE 2 IN	1
15	XDFZZ		80064	516-4510941-22	.PIPE, STEEL (1 FT.LG)(MAKE FROM PIPE P/N MILT20157 TYPE	V
16	XDOZZ		14959	1502IN90DEG	.ELBOW, PIPE	8
17	XDFZZ		80064	516-4510941-59	.PIPE, STEEL (1 FT.LG)(MAKE FROM PIPE P/N MILT20157TYPE	V
18	XDOZZ		14959	600	.BUSHING, PIPE	1

(1)	(2)	(3)	(4)	(5)	(6)	(7)
ITEM NO.	SMR CODE	NSN	CAGEC	PART NUMBER	DESCRIPTION AND USABLE ON CODE (UOC)	QTY
19	XDFZZ		80064	516-4510941-83	.PIPE,STEEL (4 FT.1 IN.LG) (MAKE FROM PIPE P/N MILT2015	V
20	XDOZZ		80204	B16.11TEE11/4 IPS	.TEE, 90 DEG 1 1/4 IN IPS, 300 LB THREADED	1
21	XDFZZ		80064	516-4510941-28	.PIPE, STEEL (7 FT.8 IN.LG)(MAKE FROM PIPE P/N MILT2015	V
22	XDOZZ		87373	741-01-06-20-20- 36	.HOSE, ASSEMBLY 1 1/4" MALE PIPE X 1 1/4" JIC SWIVEL X 36	1
23	XDFZZ		80064	516-4510941-37	.NIPPLE, PIPE (8 IN.LG)(MAKE FROM PIPE P/N MILT20157TYPE	V
24	XDFZZ		80064	516-4510941-38	.NIPPLE, PIPE (4 IN.LG)(MAKE FROM PIPE P/N MILT20157TYPE	V
25	XDOZZ		14959	1502IN45DEG	.ELBOW, PIPE	1
26	XDFZZ		80064	516-4510941-55	.PIPE, STEEL (20 IN.LG)(MAKE FROM PIPE P/N MILT20157TYP	V
27	XDFZZ		80064	516-4510941-57	.PIPE, STEEL (3 FT.6 IN.LG) (MAKE FROM PIPE P/N MILT2015	V
28	XDOZZ		24161	32C5R-32RMP-32RF JX-72 IN	.HOSE, ASSEMBLY 2"X72"L	1
29	XDOZZ		98660	AC-1000-32	.CONNECTOR MALE 2"IPS X 2" TUBE	2
30	XDOZZ		24161	32C5R-32RMP-32RF 5 X-18"	.HOSE ASSEMBLY 2"X18"L	1
31	XDOZZ		03925	272R20PMN20PMN20 -36	.HOSE ASSEMBLY	2
32	XDOZZ		80996	1.25IPSUNION	.UNION 1.25 IPS, WOG, THREADED, CLASS 3000	2
33	XDOZZ		81346	TYPE S,GR A	.PIPE, SEAMLESS,BLACK 1"IPS SCHED 80	1
34	XDOZZ		98660	BA1000-20-16	.CONNECTOR, STRAIGHT, TUBE TO MALE PIPE, 1 1/4" TUBE X 1"IPS	1
35	XDOZZ		80204	B16.11	.ELBOW,90 DEG 1" IPS, 3000 LB THREADED	2
36	PAOZZ	4730-00-958-0383	24161	16MP-16FPX	.ADAPTER, SWIVEL 1" IPS X 1" IPS FEMALE	1
37	XDOZZ		87373	741-01-06-20-20- 20-29	.HOSE, ASSEMBLY 1 1/4" MALE PIPE X 1 1/4" JIC SWIVEL X 29"	1

(1)	(2)	(3)	(4)	(5)	(6)	(7)
ITEM NO.	SMR CODE	NSN	CAGEC	PART NUMBER	DESCRIPTION AND USABLE ON CODE (UOC)	QTY
38	XDOZZ		80204	B16.11ELBOW45DEG 1.25 IPS	.ELBOW, 45 DEG 1.25 IPS 3000 LB	3
39	XDOZZ		34749	NPN	.COUPLING	6
END OF FIGURE						

UNIT, DIRECT SUPPORT, AND GENERAL SUPPORT MAINTENANCE
FOR LANDING CRAFT MECHANIZED (LCM-8) (ALL VESSELS WITH MOD 2 APPLICATION)

RAMP HOIST HYDRAULIC PUMP

REPAIR PARTS LIST

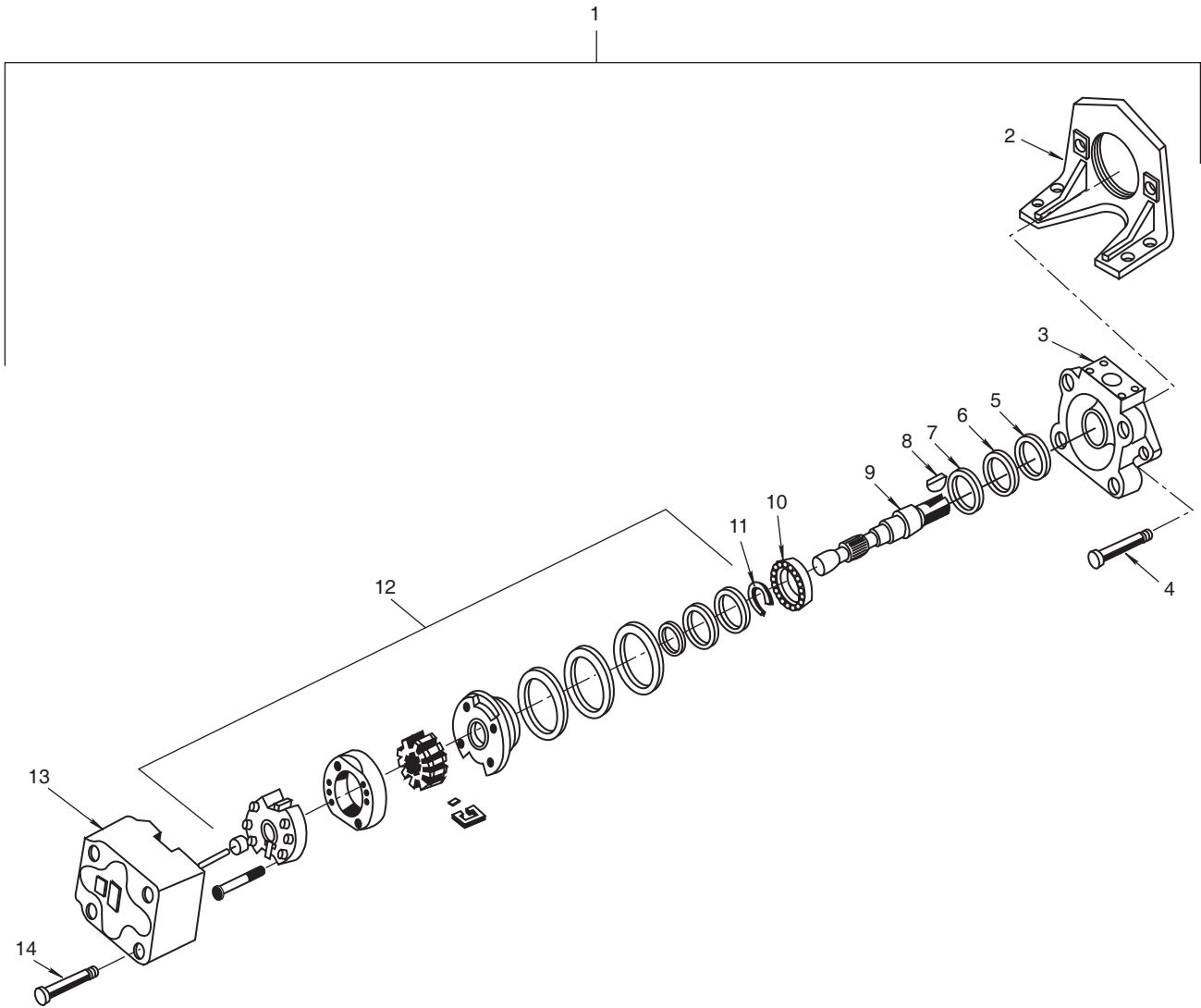


Figure 88. Ramp Hoist Hydraulic Pump

(1)	(2)	(3)	(4)	(5)	(6)	(7)
ITEM NO.	SMR CODE	NSN	CAGEC	PART NUMBER	DESCRIPTION AND USABLE ON CODE (UOC)	QTY
					GROUP 051102	
					FIG. 88 RAMP HOIST HYDRAULIC PUMP	
1	PZFFF	4320-00-115-8806	62983	35VQ25AF-1C-20L	.PUMP, ROTARY RAMP (COMPONENTS SAME AS PUMP, P/N 35V25A1C1)	1
1	PAFHH	4320-01-168-0638	62983	35VQ25AF-1C20	.PUMP, ROTARY RAMP, (PUMP ROTATION IS CLOCK-WISE)	1
2	PAHZZ	5340-00-838-2622	62983	205077	..BRACKET, VANE PUMP PUMP MTG	1
3	XDHZZ		62983	212647	..BODY PUMP	1
4	PAHZZ	5305-01-328-4230	62983	205533	..SCREW, MACHINE HEAD BODY MTG	2
5	KFHZZ	4320-00-459-6426	62983	200465	..WIPER SHAFT	1
6	KFHZZ	5330-00-824-4370	62983	193428	..SEAL, PLAIN ENCASED SHAFT	1
7	PAHZZ	5310-00-118-6314	62983	193220	..WASHER, FLAT SHAFT	1
8	PAHZZ	5315-00-732-0578	96906	MS20066-304	..KEY, MACHINE SHAFT	1
9	PAHZZ	3040-01-228-8959	62983	233624	..SHAFT, SHOULDERED PUMP	1
10	PBHZZ	3110-00-788-4509	62983	38441	..BEARING, ROLLER ANNULAR PUMP SHAFT	1
11	PBHZZ	5325-00-868-9569	62983	119982	..RING, RETAINING BEARING	1
12	PAHZZ	4320-00-462-2153	62983	413421	..CARTRIDGE KIT, PUMP	1
13	XDHZZ		62983	234248	..COVER, PUMP INLET	1
14	PAHZZ	5306-00-458-2059	62983	11173	..BOLT, MACHINE	4
					END OF FIGURE	

UNIT, DIRECT SUPPORT, AND GENERAL SUPPORT MAINTENANCE
 FOR LANDING CRAFT MECHANIZED (LCM-8) (ALL VESSELS WITH MOD 2 APPLICATION)

RAMP HOIST CONTROL VALVE

REPAIR PARTS LIST

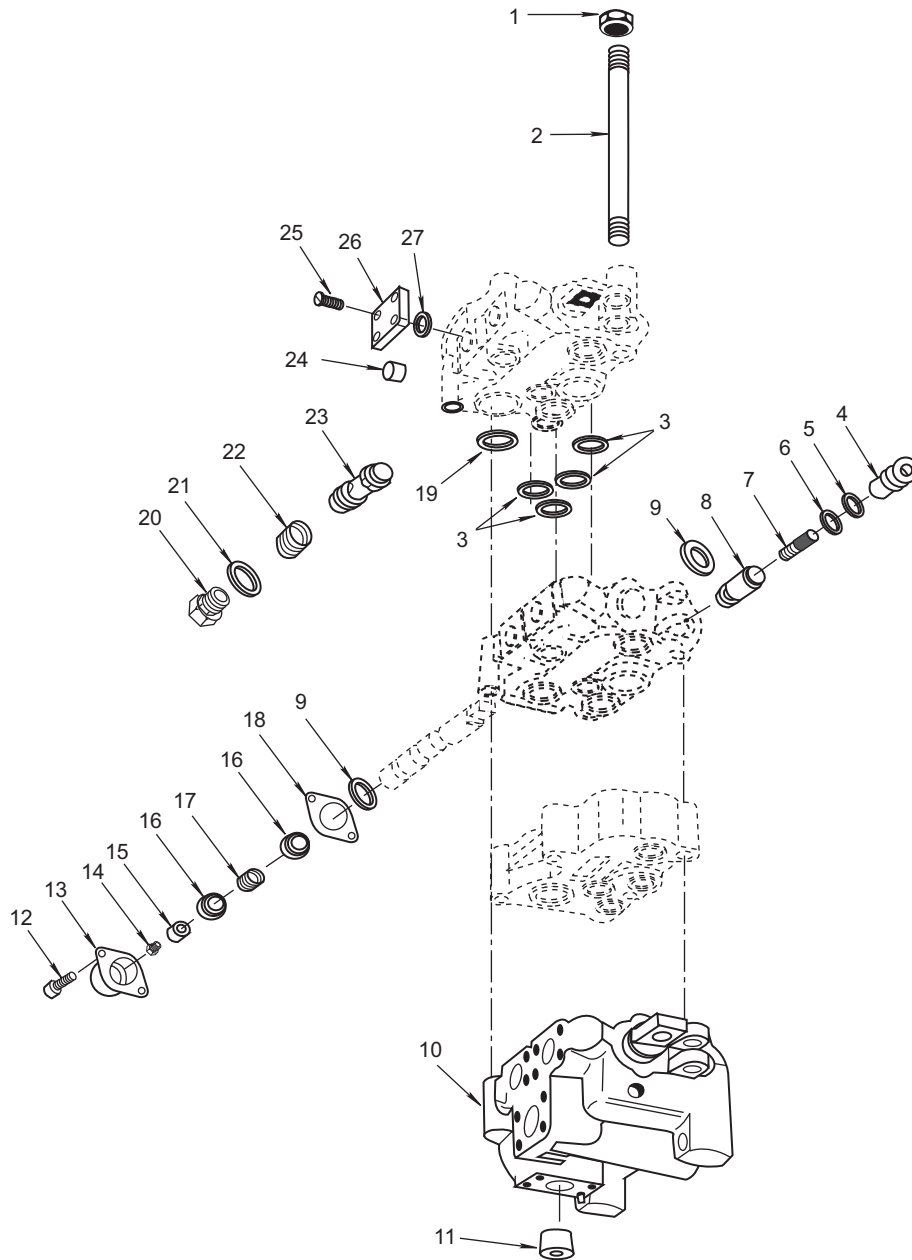


Figure 89. Ramp Hoist Control Valve (Sheet 1 of 2)

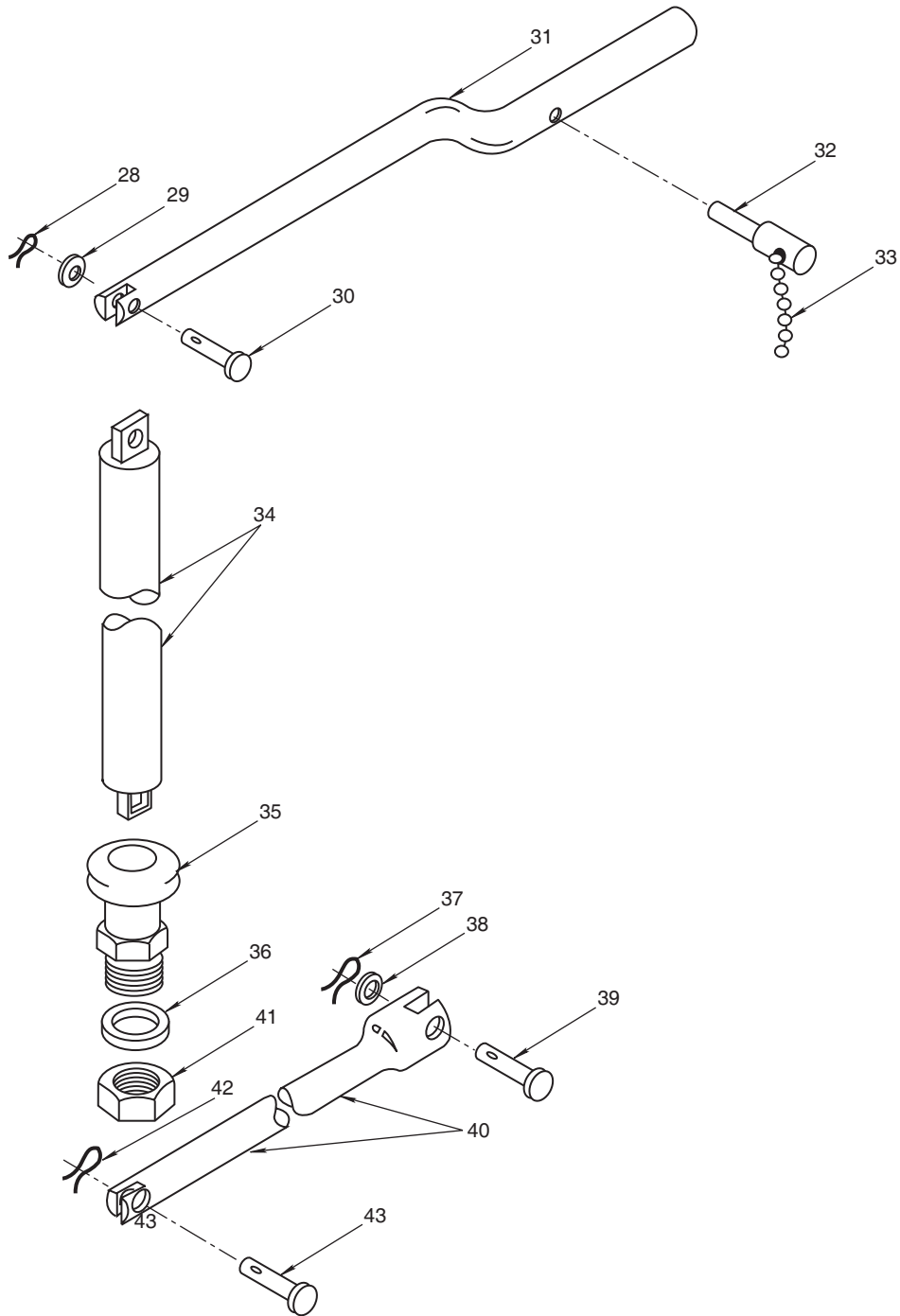


Figure 89. Ramp Hoist Control Valve (Sheet 2 of 2)

(1)	(2)	(3)	(4)	(5)	(6)	(7)
ITEM NO.	SMR CODE	NSN	CAGEC	PART NUMBER	DESCRIPTION AND USABLE ON CODE (UOC)	QTY
					GROUP 051103	
					FIG. 89 RAMP HOIST CONTROL VALVE	
	PAFHH	2030-00-113-9457	62983	CM3N02R20BL30	..VALVE RAMP	1
1	PAHZZ	5310-00-005-6231	62983	1462	..NUT,PLAIN,HEXAGON VALVE SECTION MTG	4
2	XDHZZ		62983	280784	..STUD,PLAIN VALVE SECTION MTG	4
3	PAHZZ	5330-01-009-7034	62983	226191	...PACKING,PREFORMED BODY	4
4	XDHZZ		62983	261792	..PLUG,PIPE POPPET	1
5	KFHZZ	5330-01-009-7531	62983	131038	...RETAINER,PACKING PLUG	1
6	KFHZZ	5331-00-441-3114	62983	154013	...O-RING VALVE	1
7	PAHZZ	5360-00-458-2051	62983	237452	..SPRING COMPRESSION VALVE	1
8	XDHZZ		62983	237160	..POPPET VALVE	1
9	KFHZZ	5331-00-584-0263	96906	MS28775-218	...O-RING BODY	2
10	PAHZZ	2030-00-113-9458	62983	CM3N02L30	..OUTLET SECTION	1
11	PAHZZ	4730-00-701-9364	62983	7078	..PLUG,PIPE OUTLET SECTION	1
12	XDHZZ		62983	1270	..SCREW,CAP,HEXAGON HEAD CAP MTG	2
13	XDHZZ		62983	237149	..CAP,END	1
14	PAHZZ	5305-00-450-7499	62983	1071	..SCREW,MACHINE GUIDE MTG	1
15	XDHZZ		62983	237150	..GUIDE,VALVE	1
16	PAHZZ	5340-00-450-6012	62983	237151	..RETAINER SPRING	2
17	PAHZZ	5360-00-459-9985	62983	209555	..SPRING COMPRESSION	1
18	PAHZZ	4820-00-489-5807	62983	237152	..RETAINER PUMP VALVE	1
19	KFHZZ		63977	221447	...PACKING,PREFORMED BODY	1
20	XDHZZ		62983	295688	..PLUG,PIPE VALVE ASSY	1
21	KFHZZ	5331-00-935-6018	62983	154132	...O-RING VALVE PLUG	1
22	PAHZZ	5360-00-833-3648	62983	238834	..SPRING,HELICAL,COMP COMPRESSION VALVE	1
23	PAHZZ	2030-00-113-9454	62983	232840	..VALVE,CONTROL	1
24	PAHZZ	5340-00-491-1672	62983	237159	..PLUG HOUSING	1
25	XDHZZ		62983	1272	..SCREW HEAD PLATE MTG	4
26	XDHZZ		62983	208093	..PLATE BODY	1
27	KFHZZ	5331-00-562-1073	62983	154023	...O-RING PLATE	1

(1)	(2)	(3)	(4)	(5)	(6)	(7)
ITEM NO.	SMR CODE	NSN	CAGEC	PART NUMBER	DESCRIPTION AND USABLE ON CODE (UOC)	QTY
28	PAHZZ	5315-00-842-3044	80205	MS24665-283	..PIN,COTTER LEVER PING	1
29	PAHZZ	5310-00-880-5977	80205	SCD539506-4	..WASHER, FLAT LEVER PIN	1
30	XDHZZ		75301	5-161NX2INLGHD	..PIN, STRAIGHT, HEADED CONTROL LEVER	1
31	XDHZZ		80064	145-4510923-51	..LEVER VALVE HANDLE (MFD FROM ROD P/N QQA225-8)	1
32	XDHZZ		90173	N04AUDELBLDC170C RES	..PIN, SHEAR DETENT LEVER	1
33	XDHZZ		80064	145-4510923-86	..CHAIN, SINGLE,JACK CONTROL LEVER PIN RETAINER (MAKE FROM CHAI	1
34	XDHZZ		80064	145-4510923-64	..ROD LEVERS CONNECTING (MFD FROM BAR P/N QQA225-	1
35	XDHZZ		59730	2559	..BOX CONNECTOR,ELECT VALVE ROD THRU DECK	1
36	PAHZZ	5330-00-861-0526	56501	5265	..SEAL CONNECTOR	1
37	PAHZZ	5315-00-059-0491	80205	MS24665-372	..PIN, COTTER CONTROL LEVER	1
38	PAHZZ	5310-00-886-3069	18876	9988851-2	..WASHER, FLAT LEVER PIN	1
39	XDHZZ		75301	5-8INX1-5-8IN LG	..PIN, STRAIGHT, HEADED CONTROL LEVER	1
40	XDHZZ		80064	145-4510923-65	..ROD VALVE LEVER (MFD FROM BAR P/N QQA225-8)	1
41	XDHZZ		81348	WF408	..BUSHING, ELECTRICAL CONTROL ROD	1
42	PAHZZ	5315-00-842-3044	80205	MS24665-283	..PIN, COTTER LEVER PIN	1
43	XDHZZ		75301	5-16INX1-1-8INLG	..PIN, STRAIGHT, HEADED	2

END OF FIGURE

UNIT, DIRECT SUPPORT, AND GENERAL SUPPORT MAINTENANCE
FOR LANDING CRAFT MECHANIZED (LCM-8) (ALL VESSELS WITH MOD 2 APPLICATION)

RAMP HOIST HYDRAULIC CHECK VALVE

REPAIR PARTS LIST

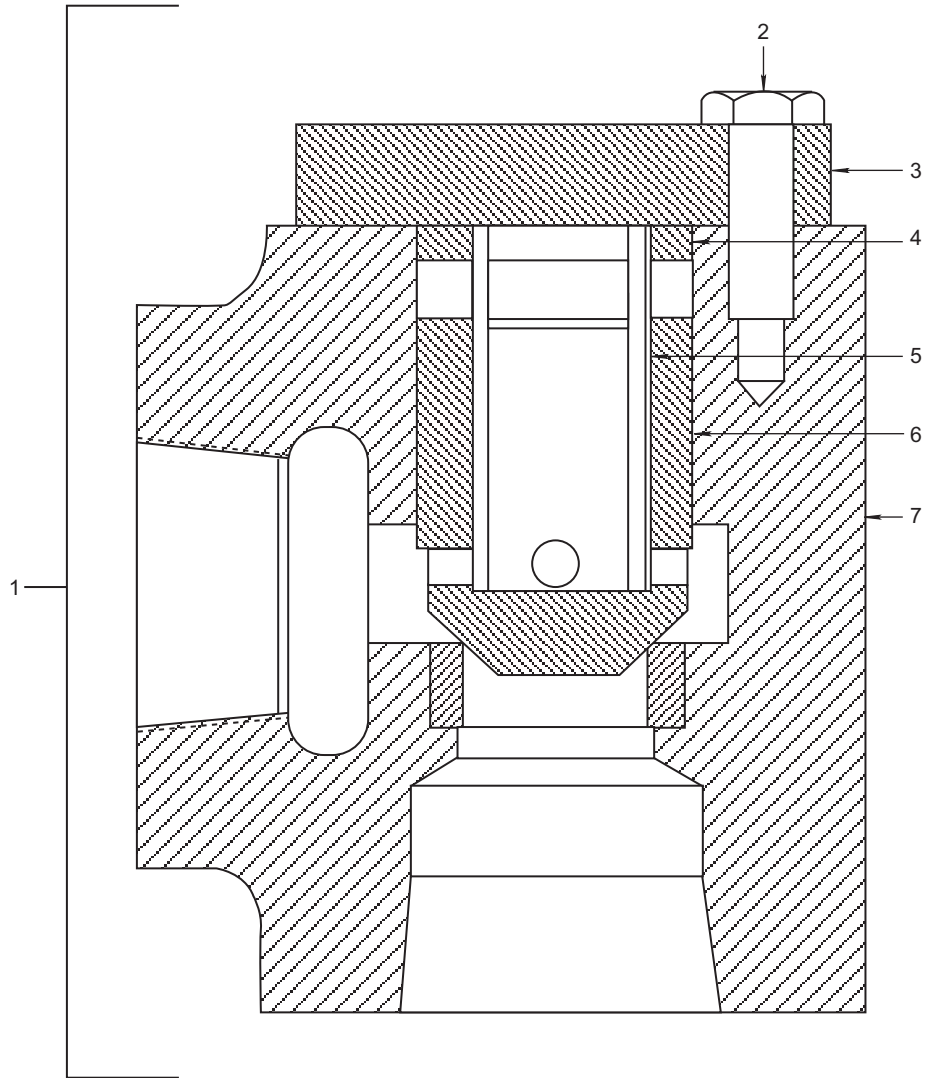


Figure 90. Ramp Hoist Hydraulic Check Valve

(1)	(2)	(3)	(4)	(5)	(6)	(7)
ITEM NO.	SMR CODE	NSN	CAGEC	PART NUMBER	DESCRIPTION AND USABLE ON CODE (UOC)	QTY
					GROUP 051104	
					FIG. 90 RAMP HOIST HYDRAULIC CHECK VALVE	
1	PAFFF	4820-00-623-9736	62983	C2825	.VALVE,CHECK HYDRAULIC RAMP	1
2	PAFZZ	5305-00-004-1579	24785	83-15083-05	..SCREW HEAD CAP MTG	6
3	XDFZZ		24785	10-02703-02	..CAP,SPOOL	1
4	PBFZZ	5331-01-147-4847	24785	82-20220-21	..O-RING CAP MTG	1
5	PAFZZ	5360-00-235-5937	24785	10-00329-02	..SPRING,HELICAL,COMP SPOOL	1
6	PAFZZ	4820-00-462-2154	24785	10-00941-02	..DISK,POPPET	1
7	XDFZZ		24785	10-04037-05	..BODY,VALVE	1
					END OF FIGURE	

UNIT, DIRECT SUPPORT, AND GENERAL SUPPORT MAINTENANCE
FOR LANDING CRAFT MECHANIZED (LCM-8) (ALL VESSELS WITH MOD 2 APPLICATION)

RAMP HOIST HAND PUMP

REPAIR PARTS LIST

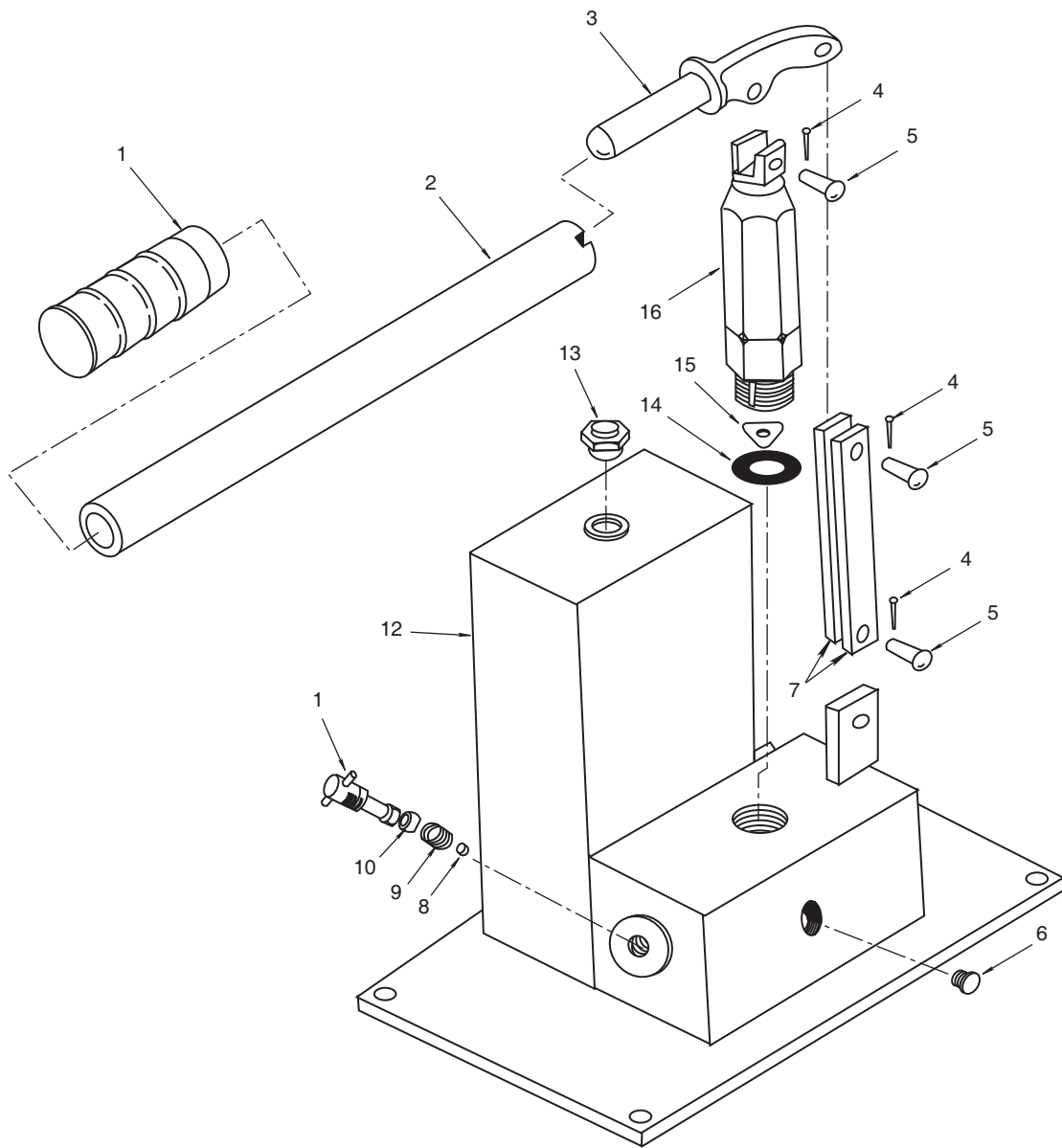


Figure 91. Ramp Hoist Hand Pump

(1)	(2)	(3)	(4)	(5)	(6)	(7)
ITEM NO.	SMR CODE	NSN	CAGEC	PART NUMBER	DESCRIPTION AND USABLE ON CODE (UOC)	QTY
					GROUP 051105	
					FIG. 91 RAMP HOIST HAND PUMP	
	PAFHH	4320-00-115-8804	59462	34072-MODEL160-6	..PUMP,HAND HYDRAULIC W/TANK	1
1	PAHZZ	5340-00-888-8146	59462	55701	..GRIP, HANDLE	1
2	PAHZZ	4320-00-805-0159	59462	55703	..LEVER, MANUAL CONTRO W/COTTER PIN,LINK MTG	1
3	PAHZZ	4320-00-407-6645	59462	55702	..LEVER, PUMP	1
4	XDHZZ		59462	93776	..PIN, COTTER	3
5	PAHZZ	5315-01-171-7949	59462	5740015	..PIN, STRAIGHT,HEADED FILL PLUG	3
6	PAHZZ	4730-01-173-4168	59462	97093	..PLUG, PIPE PISTON	1
7	PAHZZ	4320-01-143-5441	59462	5742104	..LINK, PUMP RELEASE BALL	2
8	PAHZZ	3110-01-172-1804	59462	92550	..BALL, BEARING	1
9	PAHZZ	5360-00-407-6650	59462	55709	..SPRING, HELICAL,COMP	1
10	PAHZZ	5340-00-804-5551	59462	90552	..DISK, SOLID, PLAIN FILL	2
11	PAHZZ	5305-00-621-5248	59462	55712	..SCREW, HYDRAULIC CONTROL, PUMP	1
12	XDHZZ		59462	563051	..RESERVOIR AND BLOCK RELEASE	1
13	XDHZZ		59462	55833	..PLUG, FILLER PUMP	1
14	PAHZZ	4330-01-230-8895	59462	85514	..FILTER ELEMENT,FLUI PACKING	1
15	PAHZZ	5331-01-147-4849	59462	81191	..O-RING PUMP	1
16	PAHZZ	4320-01-274-9439	59462	563043	..CYLINDER ASSEMBLY, A	1
					END OF FIGURE	

UNIT, DIRECT SUPPORT, AND GENERAL SUPPORT MAINTENANCE
FOR LANDING CRAFT MECHANIZED (LCM-8) (ALL VESSELS WITH MOD 2 APPLICATION)

RAMP LOCKING HYDRAULIC CYLINDERS

REPAIR PARTS LIST

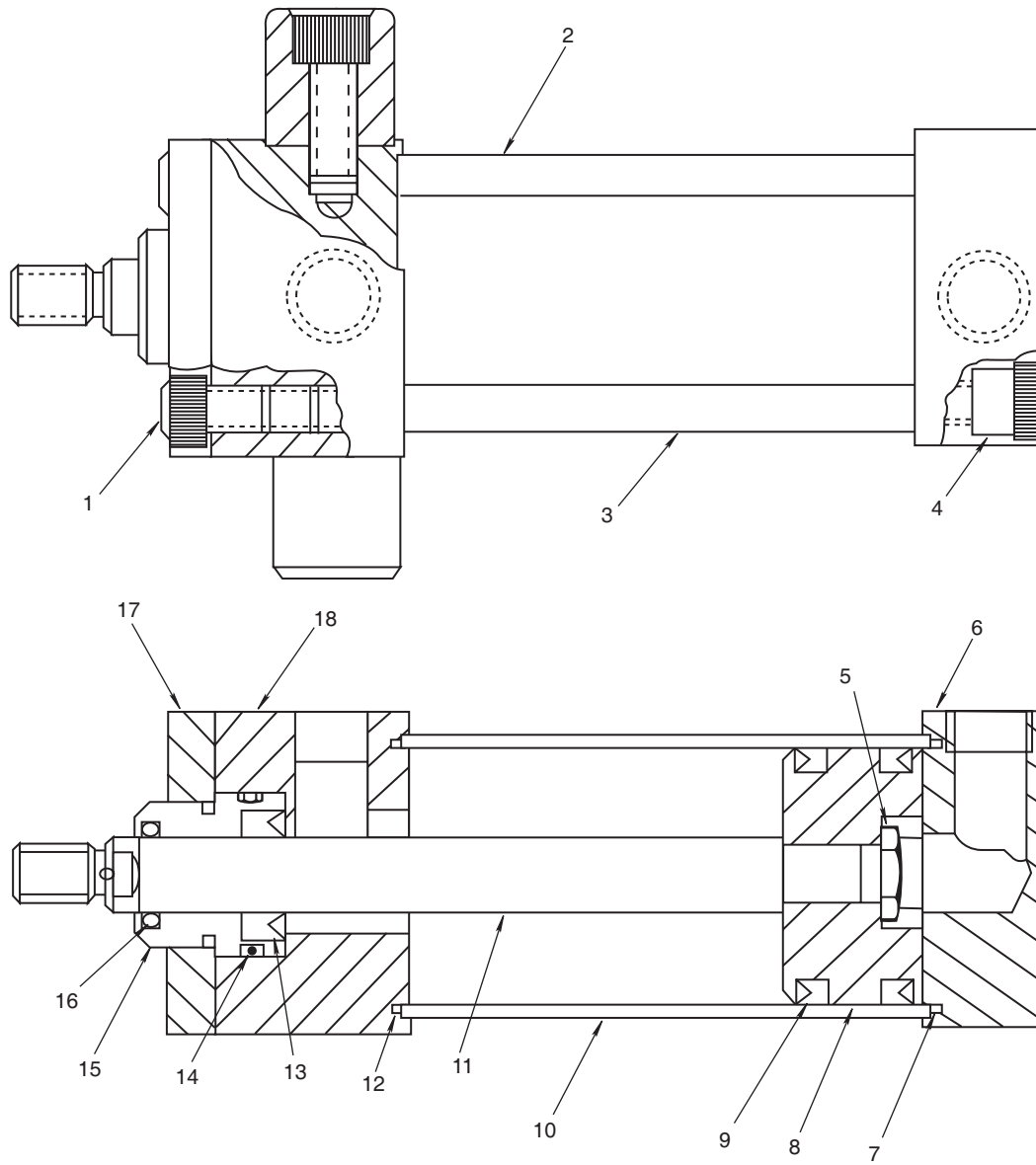


Figure 92. Ramp Locking Hydraulic Cylinders

(1)	(2)	(3)	(4)	(5)	(6)	(7)
ITEM NO.	SMR CODE	NSN	CAGEC	PART NUMBER	DESCRIPTION AND USABLE ON CODE (UOC)	QTY
					GROUP 051106	
					FIG. 92 RAMP LOCKING HYDRAULIC CYLINDERS	
1	XDHZZ		50465	50-00029-086	..BOLT, MACHINE RETAINER MTG	4
2	XDFZZ		95208	90179392	..CYLINDER ASSEMBLY, A	2
3	XDHZZ		50465	205158	..BOLTS, TIE	4
4	XDHZZ		50465	50-00031-006	..NUT, PLAIN,INTERNAL RETAINER MTG.	4
5	XDHZZ		50465	50-00033-022	..NUT, PISTON	1
6	XDHZZ		50465	305220	..HEAD BLIND END	1
7	PAHZZ	5330-00-923-5916	50465	50-00001-013	..SEAL, PISTON	1
8	PAHZZ	2840-01-144-7896	50465	205156	..PISTON CYLINDER	1
9	PAHZZ	5330-00-982-0660	50465	50-00007-019	..SEAL, PISTON	1
10	XDHZZ		50465	205443	..BARREL CYLINDER	1
11	PAHZZ	3040-00-229-9000	50465	20-07475-02	..ROD, PISTON,LINEAR A	1
12	PAHZA	5331-00-003-0642	50465	50-00001-029	..O-RING BARREL	2
13	PAHZZ	5330-00-982-0562	50465	50-00006-049	..SEAL, ROD	1
14	PAHZZ	5330-00-926-0121	50465	50-00001-024	..SEAL, BUSHING	1
15	XDHZZ		50465	205028	..BUSHING, SLEEVE ROD	1
16	PAHZZ	2040-00-229-9002	50465	50-00015-003	..RING, WIPER	1
17	PAHZZ	2040-01-143-6909	50465	205165	..PLATE, RETAINER	1
18	XDHZZ		50465	205141	..HEAD	1
					END OF FIGURE	

UNIT, DIRECT SUPPORT, AND GENERAL SUPPORT MAINTENANCE
FOR LANDING CRAFT MECHANIZED (LCM-8) (ALL VESSELS WITH MOD 2 APPLICATION)

RAMP WINCH HYDRAULIC MOTOR

REPAIR PARTS LIST

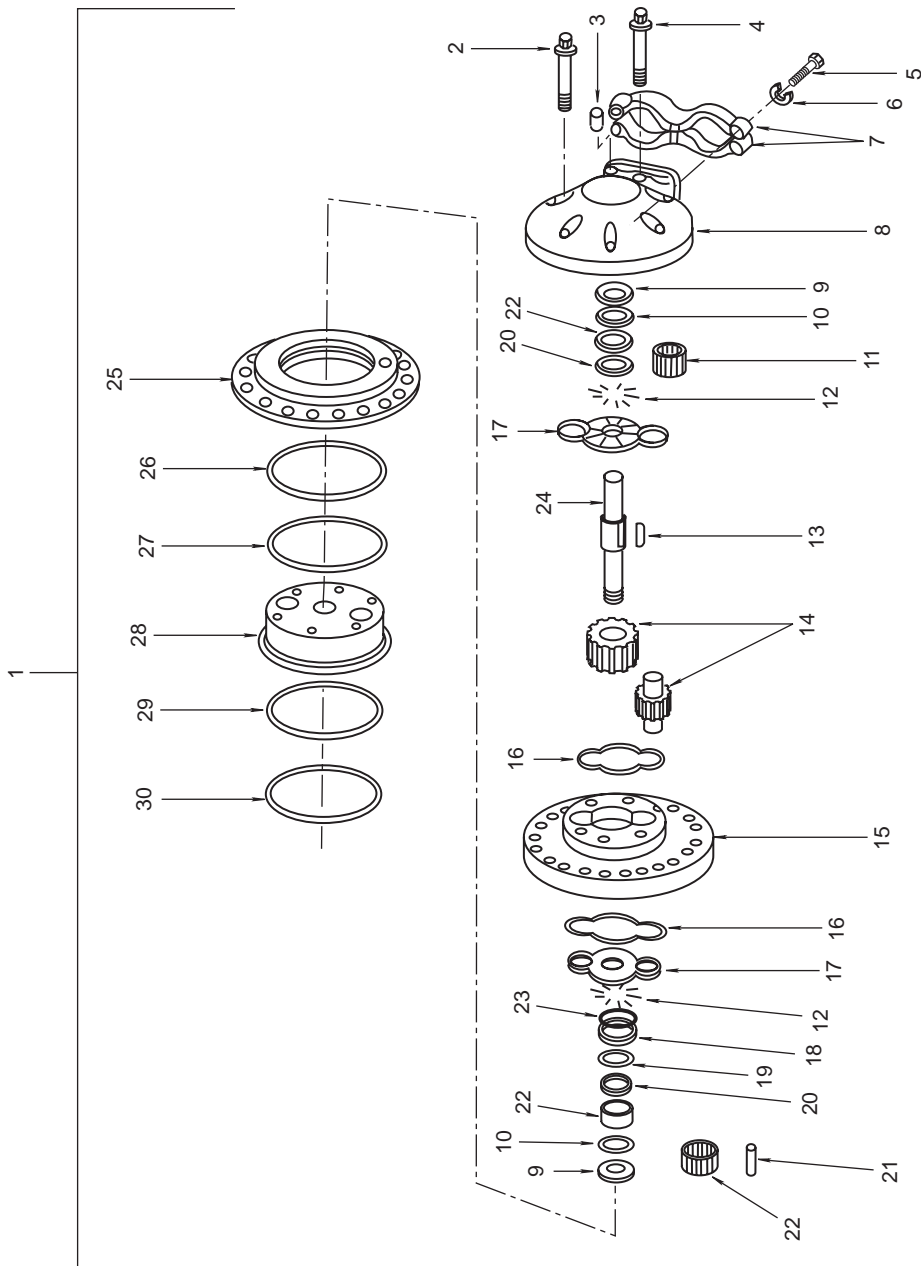


Figure 93. Ramp Winch Hydraulic Motor

(1)	(2)	(3)	(4)	(5)	(6)	(7)
ITEM NO.	SMR CODE	NSN	CAGEC	PART NUMBER	DESCRIPTION AND USABLE ON CODE (UOC)	QTY
					GROUP 051107	
					FIG. 93 RAMP WINCH HYDRAULIC MOTOR	
1	XDFHH		08302	52291	..MOTOR, CONTROL WINCH	1
2	XDFZZ		36581	50494	..SCREW COVER MTG	5
3	PAFZZ	4730-01-011-4427	08302	50428	..PLUG, PIPE, MAGNETIC COVER	2
4	PAFZZ	5305-01-147-5106	08302	50495	..SCREW COVER MTG	1
5	PAFZZ	5305-00-071-1788	80204	B1821BH044C125N	..SCREW, CAP,HEXAGON H HEAD SPLIT FLANGE MTG	6
6	PAFZZ	5310-00-209-0965	96906	MS35338-47	..WASHER, LOCK SPLIT FLANGE MTG	6
7	XDFZZ		36581	B22015A	..FLANGE SET, SPLIT MOTOR	1
8	XDFZZ		36581	D22016	..COVER PORT END	1
9	PAFZZ	5330-00-171-6755	96906	MS28782-25	..RETAINER, PACKING U/I CONTAINS 25 EA PER PACKAGE	2
10	PAFZZ	5331-01-345-2323	36581	50306	..O-RING SHAFT	2
11	PBFZZ	3110-00-277-3242	08302	H486	..BEARING, ROLLER,NEED GEAR AND SHAFT	6
12	XDFZZ		36581	50486	..SEAL, POCKET THRUST PLATE	8
13	PAFZZ	5315-01-345-4551	08302	K130	..KEY, MACHINE GEAR MTG	1
14	XDFZZ		36581	B22041	..GEAR SET, SPUR,MATCH MOTOR	1
15	XDFZZ		36581	C22044	..HOUSING, GEAR MOTOR	1
16	PAFZZ	5331-00-458-2084	08302	G258	..O-RING HOUSING	2
17	PAFZZ	4320-00-462-2151	08302	C22043	..PLATE,THRUST,ROTARY MOTOR	2
18	XDFZZ		36581	A22070	..SPACER BEARING	1
19	PAFZZ	5331-01-011-7922	08302	50588	..O-RING SHAFT	2
20	PAFZZ	5365-01-019-2045	08302	50487	..SPACER, RING BACKING	4
21	PAFZZ	5315-01-148-9602	08302	50395	..PIN, SPRING HEADLESS BRAKE PISTON.	1
22	PAFZZ	5330-00-457-6912	08302	A22069	..SEAL, PLAIN ENCASED COVER	2
23	PAFZZ	5331-01-215-4802	36581	50485	..O-RING THRUST PLATE	12
24	PAFZZ	4320-00-462-2147	36581	B22040	..SHAFT, MOTOR	1
25	XDFZZ		36581	C22045M	..PISTON, BRAKE MOTOR	1
26	PAFZZ	5365-01-019-2047	08302	50367	..SPACER, RING END COVER MTG ...	1

(1)	(2)	(3)	(4)	(5)	(6)	(7)
ITEM NO.	SMR CODE	NSN	CAGEC	PART NUMBER	DESCRIPTION AND USABLE ON CODE (UOC)	QTY
27	PAFZZ	5330-01-015-8748	08302	50337	..PACKING, PREFORMED END COVER	1
28	XDFZZ		36581	C22053C	..COVER SHAFT END	1
29	XDFZZ		36581	G270	..PACKING, PREFORMED END COVER	1
30	PAFZZ	5310-01-021-2634	08302	50368	..WASHER	1
END OF FIGURE						

**UNIT, DIRECT SUPPORT, AND GENERAL SUPPORT MAINTENANCE
FOR LANDING CRAFT MECHANIZED (LCM-8) (ALL VESSELS WITH MOD 2 APPLICATION)**

RAMP WINCH

REPAIR PARTS LIST

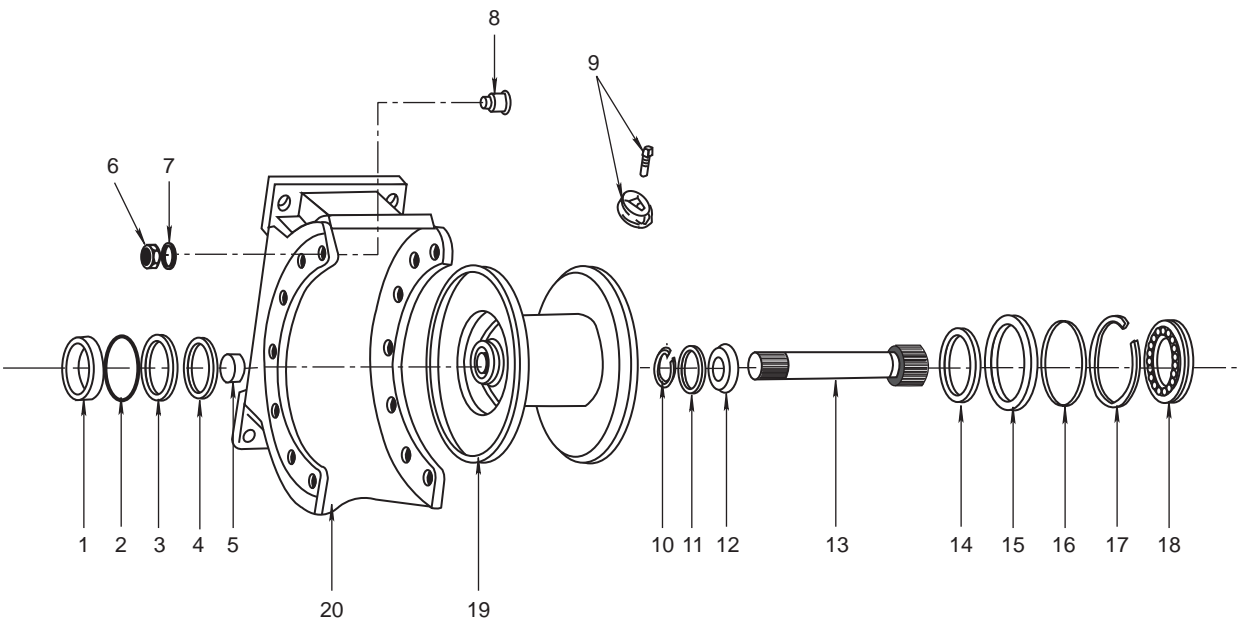


Figure 94. Ramp Winch (Drum and Winch Base) (Sheet 1 of 5)

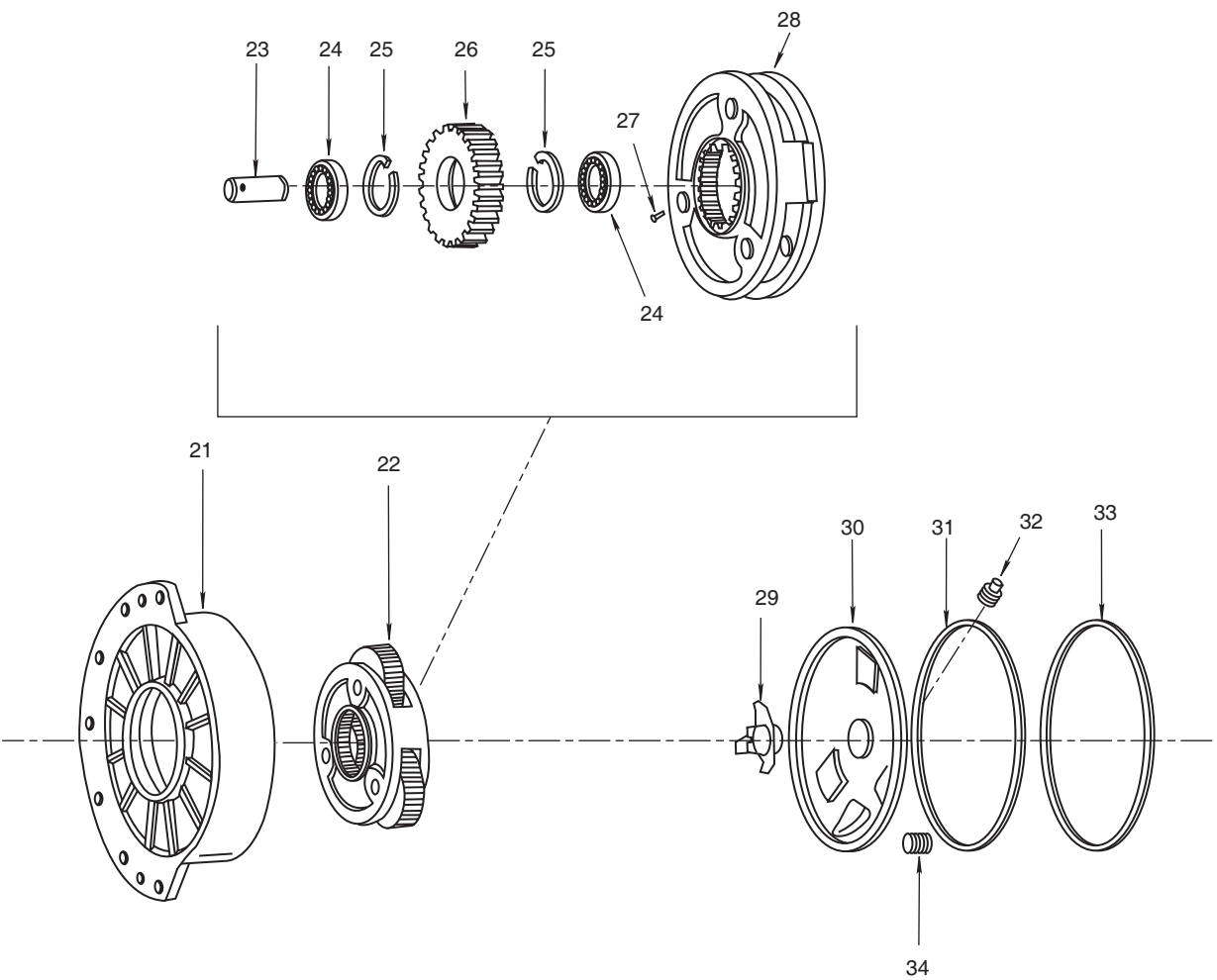


Figure 94. Ramp Winch (Final Drive) (Sheet 2 of 5)

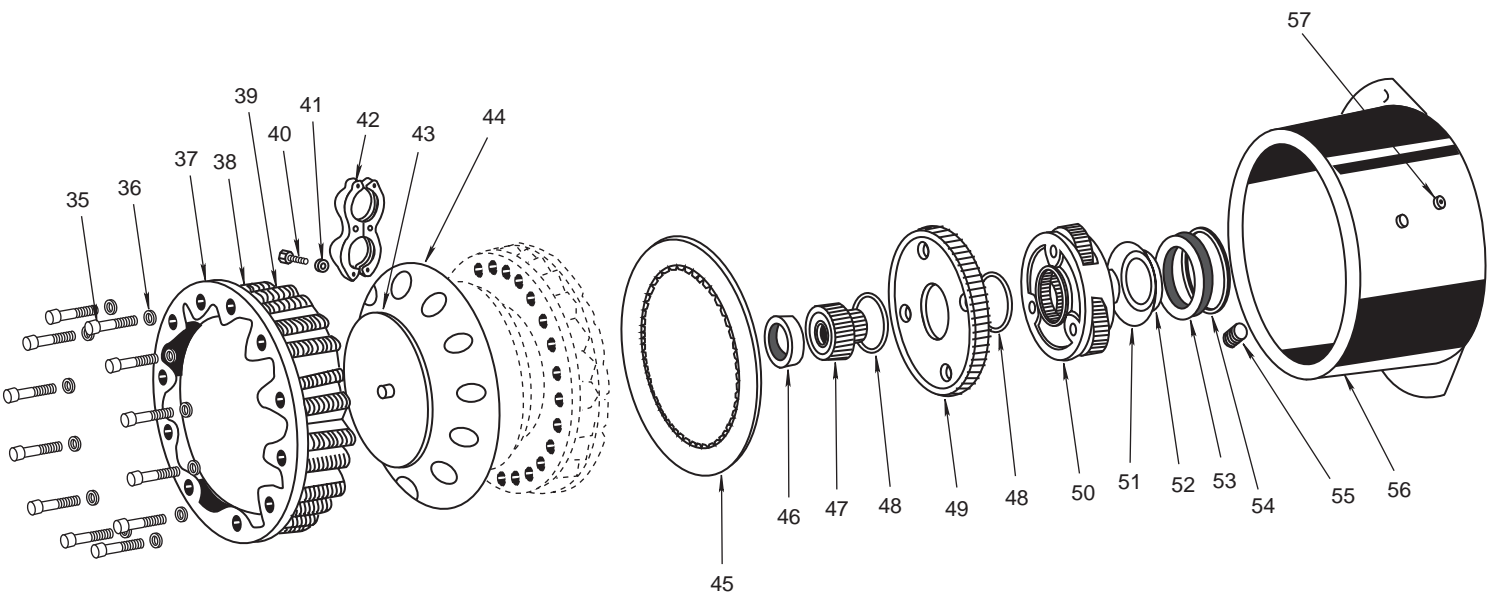


Figure 94. Ramp Winch (Primary Drive) (Sheet 3 of 5)

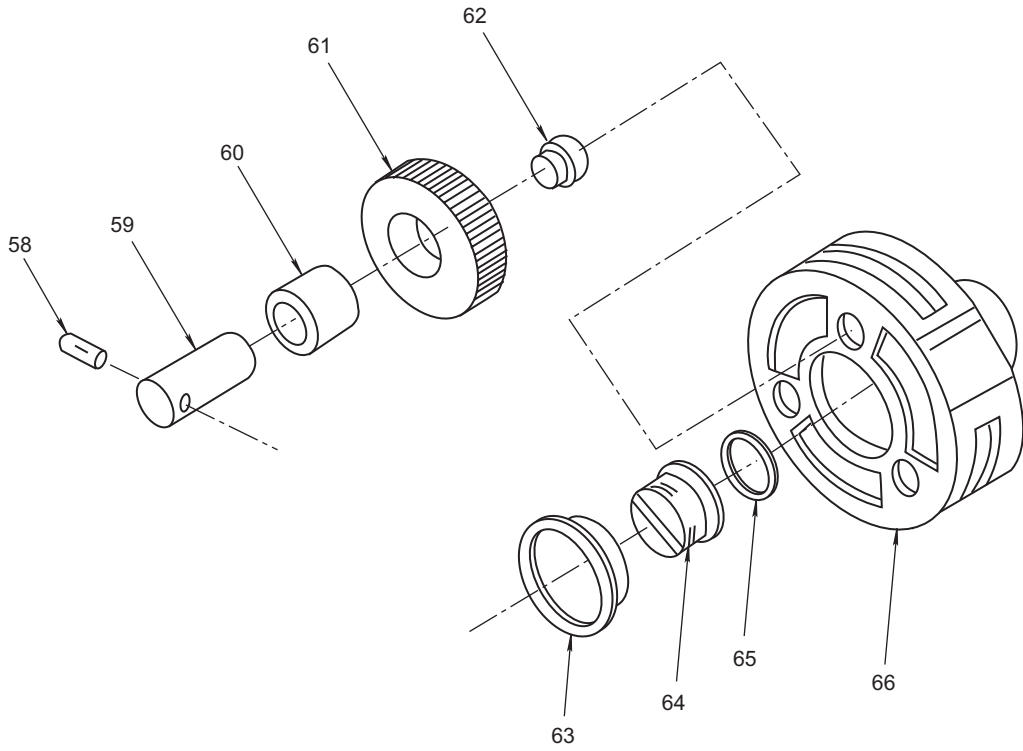


Figure 94. Ramp Winch (Primary Planet) (Sheet 4 of 5)

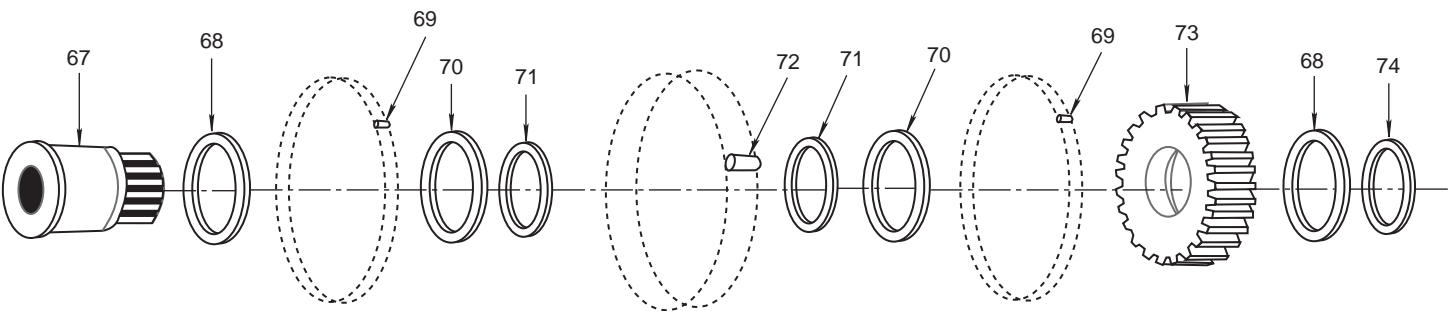


Figure 94. Ramp Winch (Brake Hub) (Sheet 5 of 5)

(1)	(2)	(3)	(4)	(5)	(6)	(7)
ITEM NO.	SMR CODE	NSN	CAGEC	PART NUMBER	DESCRIPTION AND USABLE ON CODE (UOC)	QTY
					GROUP 051108	
					FIG. 94 RAMP WINCH	
	XDFHH		08302	22-SECL-XBP	..WINCH, DRUM, POWER OP	1
1	PAHZZ	3110-01-070-0087	08302	50478	..BEARING, BALL, ANNULA SHAFT	1
2	PAHZZ	5330-01-022-8881	08302	21040	..PACKING, PREFORMED SHAFT BEARING	1
3	PAHZZ	5365-00-227-8343	08302	71066	..SPACER, RING SHAFT BEARING	1
4	PAHZZ	5330-01-070-4849	08302	77342	..GASKET DRUM SHAFT	1
5	PAHZZ	3120-01-147-3998	08302	50276	..BEARING, SLEEVE DRUM	1
6	PAHZZ	5310-01-019-2042	08302	71974	..NUT, PLAIN, HEXAGON WINCH BASE MTG.	14
7	PAHZZ	5310-00-481-6481	08302	11028	..WASHER, LOCK WINCH BASE MTG	14
8	PAHZA	5305-00-456-7065	08302	71017	..SCREW, SHOULDER WINCH BASE	14
9	XDHZZ		08302	71979	..HONDU,CABLE	1
10	XDHZZ		08302	12035	..RING, RETAINING TAPER SEAL	1
11	PAHZZ	5331-01-147-1137	08302	25098	..O-RING TAPER SEAL	1
12	PAHZZ	5365-00-461-5846	08302	71061	..RING, RETAINING DRUM SHAFT ...	1
13	PAHZZ	3040-00-121-0132	08302	71258	..SHAFT, SUN GEAR	1
14	PAHZZ	5330-01-411-0138	08302	72195	..SEAL, OIL DRUM	1
15	PAHZZ	5365-00-227-8342	08302	71062	..SPACER, RING DRUM	1
16	PAHZZ	5330-01-067-8570	08302	22357	..O-RING DRUM	1
17	XDHZZ		08302	72192	..RING,RETAINING DRUM SEAL	1
18	PAHZZ	3110-01-069-9318	08302	72193	..BEARING, BALL, ANNULA	1
19	XDHZZ		08302	77164	..DRUM,WINCH	1
20	XDHZZ		08302	71560	..BASE,WINCH	1
21	XDHZZ		08302	71391	...HOUSING, FINAL DRIVE	1
22	XDHZZ		08302	71398	...PLANET ASSEMBLY FINAL	1
23	XDHZZ		36581	50471	...PIN HEADLESS	3
24	PAHZZ	3110-00-869-4649	08302	H18	...BEARING, BALL,ANNULA	6
25	PAHZZ	5325-01-069-4975	08302	50474	...RING, RETAINING	6
26	XDHZZ		36581	B22001	...GEAR, PLANET FINAL DRIVE	3
27	XDHZZ		08302	50451	...PIN, SPRING HEADLESS GEAR	3

(1)	(2)	(3)	(4)	(5)	(6)	(7)
ITEM NO.	SMR CODE	NSN	CAGEC	PART NUMBER	DESCRIPTION AND USABLE ON CODE (UOC)	QTY
28	XDHZZ		36581	C22006S	...HUB FINAL PLANET	1
29	XDHZZ		08302	71255	...PLATE,THRUST	1
30	XDHZZ		08302	71392	...COVER, END	1
31	PAHZZ	5330-01-065-6376	08302	25016	...O-RING END COVER	1
32	XDHZZ		08302	19014	...PLUG, PIPE END COVER	1
33	XDHZZ		08302	72182	...RING, RETAINING END COVER	1
34	XDHZZ		08302	77322	...PLUG, PIPE, MAGNETIC END COVER	1
35	PAHZZ	5306-01-416-2999	08302	72186	...SCREW, CAP, HEXAGON H COVER MTG	12
36	PAHZZ	5310-01-411-0123	08302	50392	...PACKING WITH RETAIN SPRING COVER SCREW	12
37	XDHZZ		08302	72646	...COVER, SPRING	1
38	PCHZA	5330-01-065-6376	08302	25016	...O-RING COVER	1
39	PAHZZ	2530-01-394-0263	08302	72181	...SPRING, HELICAL COMPRESSION	18
40	XDHZZ		08302	21044	...CAPSCREW SEGMENT	6
41	XDHZZ		08302	LW1	...WASHER,LOCK	6
42	PAHZZ	3950-00-832-0161	08302	71262	...FLANGE SET,SPLIT	1
43	PCHZZ	5331-01-308-7360	08302	22666	...O-RING COVER	1
44	XDHZZ		08302	72182	...RING, RETAINING SEGMENT	1
45	XDHZZ		08302	73221	...PLATE,BRAKE	1
46	XDHZZ		08302	71091	...SPACER	1
47	XDHZZ		08302	71088	...HUB ASSY, BRAKE	1
48	PAHZZ	5325-01-109-1951	08302	50832	...RING, RETAINING	2
49	XDHZZ		08302	71277	...RING, BRAKE	1
50	PAHZZ	3950-00-832-0162	08302	71417	...PRIMARY PLANET ASSY PRIMARY	1
51	PAHZZ	5330-01-022-8881	08302	21040	...PACKING, PREFORMED SEAL RING	1
52	XDHZZ		08302	77336	...SEAL,OIL HOUSING	1
53	PAHZZ	5365-00-227-8350	08302	71099	...SPACER, RING HOUSING	1
54	PAHZZ	5325-01-297-7467	08302	72202	...RING, RETAINING SEALING	1
55	XDHZZ		08302	75084	...PLUG, PIPE	2
56	XDHZZ		08302	71452	...HOUSING, PRIMARY DRIVE	1

(1) ITEM NO.	(2) SMR CODE	(3) NSN	(4) CAGEC	(5) PART NUMBER	(6) DESCRIPTION AND USABLE ON CODE (UOC)	(7) QTY
57	XDHZZ		08302	77322	...PLUG, PIPE, MAGNETIC HOUSING	1
58	PAHZZ	5315-01-069-5136	08302	21049	...PIN, HEADLESS	3
59	PAHZZ	5315-01-440-6784	08302	71085	...PIN, STRAIGHT, HEADLE GEAR	3
60	XDHZZ		08302	72328	...BEARING, NEEDLE GEAR	3
61	XDHZZ		08302	71090	...GEAR, SPUR	3
62	XDHZZ		08302	71010	...PLUG, VENT	3
63	XDHZZ		08302	71089	...BUSHING	1
64	XDHZZ		08302	71069	...PAD, THRUST	1
65	PAHZZ	5331-01-345-2323	08302	21150	...O-RING PAD	1
66	XDHZZ		08302	71416	...HUB PRIMARY PLANET	1
67	XDHZZ		08302	71278	...GEAR, PRIMARY SUN	1
68	XDHZZ		08302	71093	...SPACER	2
69	XDHZZ		08302	71094	...ROLLER, BEARING	64
70	XDHZZ		08302	71092	...RING, RETAINING	2
71	XDHZZ		36581	71095	...SPRING, GARTER	2
72	XDHZZ		08302	71076	...PIN, STRAIGHT	28
73	XDHZZ		08302	71086	...HUB, BRAKE	1
74	XDHZZ		08302	72330	...RING, RETAINING	1

END OF FIGURE

UNIT, DIRECT SUPPORT, AND GENERAL SUPPORT MAINTENANCE
 FOR LANDING CRAFT MECHANIZED (LCM-8) (ALL VESSELS WITH MOD 2 APPLICATION)

RAMP RESERVOIR, STRAINERS, AND FILTERS

REPAIR PARTS LIST

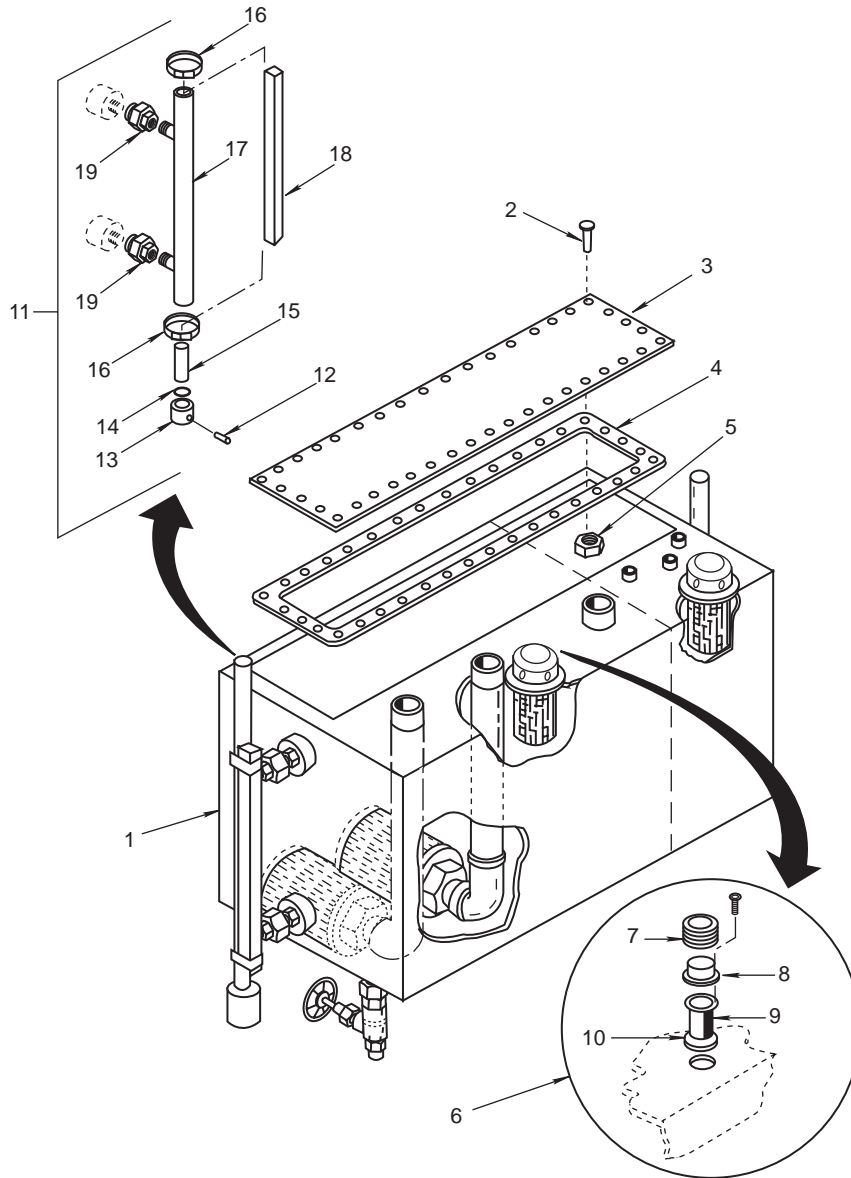


Figure 95. Ramp Reservoir, Strainers and Filters (Sheet 1 of 2)

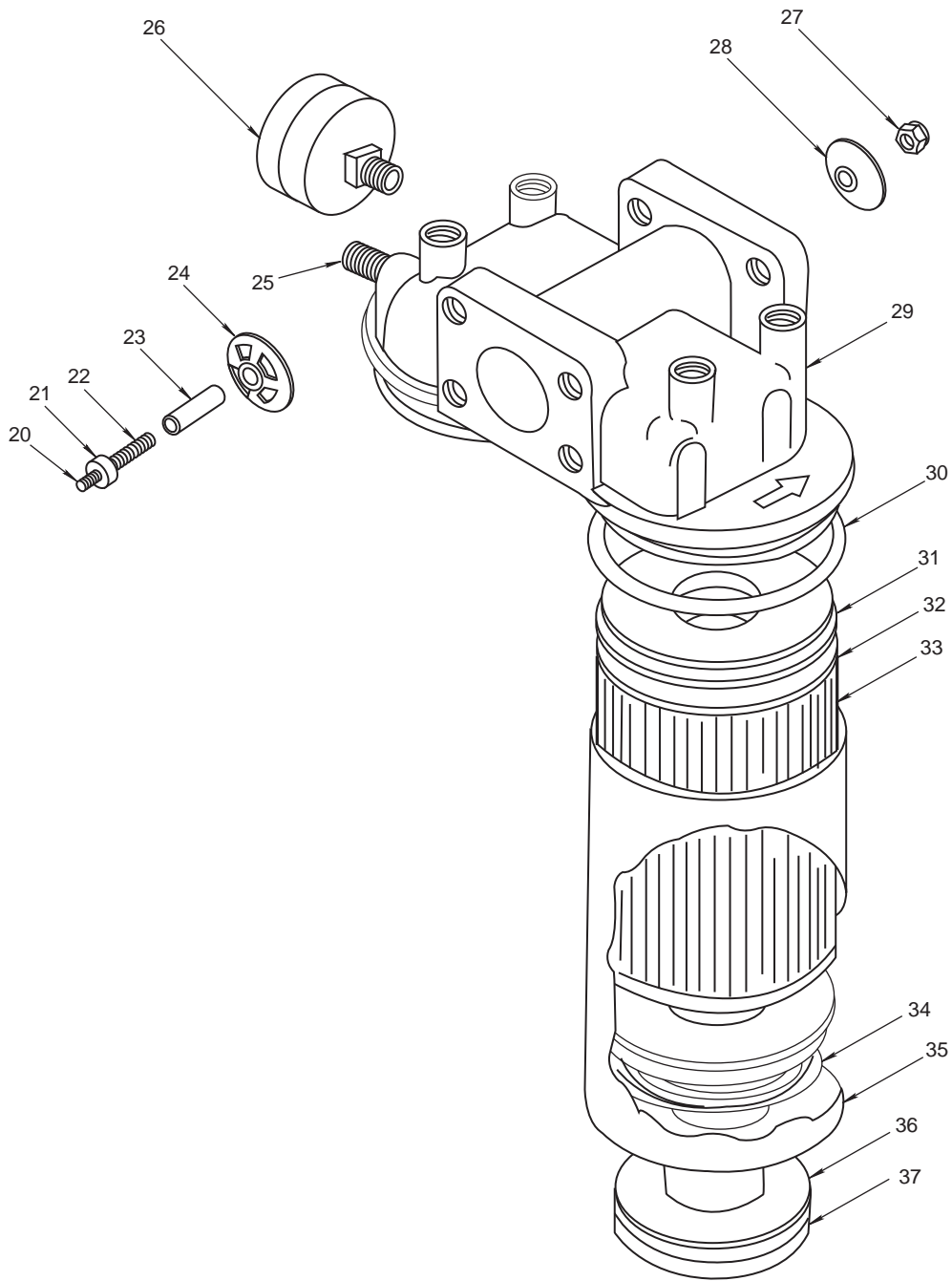


Figure 95. Ramp Reservoir, Strainers and Filters (Sheet 2 of 2)

(1) ITEM NO.	(2) SMR CODE	(3) NSN	(4) CAGEC	(5) PART NUMBER	(6) DESCRIPTION AND USABLE ON CODE (UOC)	(7) QTY
					GROUP 051109	
					FIG. 95 RAMP RESERVOIR, STRAINERS, AND FILTERS	
1	XDOOO		80064	145-4510943	..TANK, OIL, HYDRAULIC RESERVIOR	1
2	PAOZZ	5305-00-702-4523	80205	MS35307-306	...SCREW, CAP, HEXAGON H INSPECTION PLATE MTG	38
3	XDOZZ		80064	145-4510943-2	...PLATE INSPECTION	1
4	XDOZZ		80064	145-4510943-10	...GASKET, PLATE MTG PLATE MTG (MAKE FROM GASKET P/N 8568N13)	1
5	PAOZZ	5325-00-193-1321	19738	9504-08	...INSERT, SCREW THREAD PLATE MTG...	38
6	PAOZZ	2520-00-225-7212	12190	A100	...BREATHER HYDRAULIC RESERVOIR	2
7	PAOZZ	2590-00-477-6115	12190	A100-1CAP, FILLER OPENING	2
8	PAOZZ	3930-00-140-3875	12190	A100-ZADAPTER, RESERVOIR	2
9	PAOZZ	4730-00-477-6116	12190	A100-3STRAINER ELEMENT, SE	2
10	PAOZZ	5330-00-477-6117	12190	A100-4	...GASKET FILLER	2
11	PAOZZ	6680-01-300-4814	04034	87744	..INDICATOR, SIGHT, LIQ MINI TYPE VLI-86210	1
12	PAOZZ	5305-01-025-4366	04034	25229	...SETSCREW	1
13	XDOZZ		04034	55315	...CAP, END	1
14	XDOZZ		04034	28028	...RING, "0"	1
15	PAOZZ	6680-01-349-6669	04034	85206	...FLOAT, SIGHT INDICAT	1
16	PAOZZ	4730-01-354-2717	04034	86139	...CLAMP, HOSE, SPECIAL	2
17	XDOZZ		04034	85952	...ASSEMBLY, HOUSING	1
18	PAOZZ	6680-01-480-1286	04034	86198	...INDICATOR, SUBASSEMB	1
19	XDOZZ		81349	MILT20157	...PIPE, UNION, THREADED 1/2 IPS	2
20	PAOZZ	5305-01-147-5089	02249	1578-001	...SCREW BY-PASS VALVE	1
21	PAOZZ	5340-01-147-4011	02249	1574-001	...COVER, ACCESS BY-PASS VALVE	2
22	XDOZZ		02249	1570-001	...SPRING, HELICAL COMPRESSION BY-PASS VALVE	2
23	PAOZZ	5365-01-150-3982	02249	1569-001	...SPACER, SLEEVE BY-PASS VALVE	1
24	PAOZZ	4820-01-147-1090	02249	1572-001	...GUIDE, BYPASS, HYDRAU BY-PASS VALVE	2

(1)	(2)	(3)	(4)	(5)	(6)	(7)
ITEM NO.	SMR CODE	NSN	CAGEC	PART NUMBER	DESCRIPTION AND USABLE ON CODE (UOC)	QTY
25	PAOZZ	4730-00-018-9566	62983	AX7074	...PLUG, PIPE FILTER HEAD	2
26	PAOZZ	6685-00-068-2699	38508	J1816	...GAGE, COMPOUND PRESS FILTER	2
27	PAOZZ	5310-01-146-1663	02249	1579-001	...NUT BY-PASS VALVE RETAINER	2
28	PAOZZ	4820-01-147-2753	02249	1573-001	...DISK, VALVE FILTER	2
29	XDOZZ		02249	1587	...HEAD, FILTER HYDRAULIC	1
30	PAOZZ	5331-01-073-1219	02249	1576-001	...O-RING HOUSING	2
31	PAOZZ	5330-00-762-6018	02249	3274-001	...SEAL, RUBBER FILTER BASE	4
32	PAOZZ	5310-00-843-3496	02249	3277-001	...WASHER, FLAT BACKUP (USE ON ROHR)	2
33	PAOZZ	4330-00-136-5066	02249	3293	...FILTER ELEMENT, FLUI FLUID PRESSURE	2
34	PAOZZ	5360-00-089-4450	02249	1563	...SPRING, HELICAL, COMP COMPRESSION FILTER	2
35	PAOZZ	4330-01-432-4433	02249	1557-001	...HOUSING, FILTER	2
36	PAOZZ	5330-01-073-1220	02249	1575-001	...GASKET CENTER POST	2
37	XDOZZ		02249	1599-1561-001	...POST, CENTER	2
END OF FIGURE						

**UNIT, DIRECT SUPPORT, AND GENERAL SUPPORT MAINTENANCE
FOR LANDING CRAFT MECHANIZED (LCM-8) (ALL VESSELS WITH MOD 2 APPLICATION)**

RAMP, RAMP CABLES, CHAINS, SHEAVES, LATCH MECHANISMS, SEAL AND HINGE PINS

REPAIR PARTS LIST

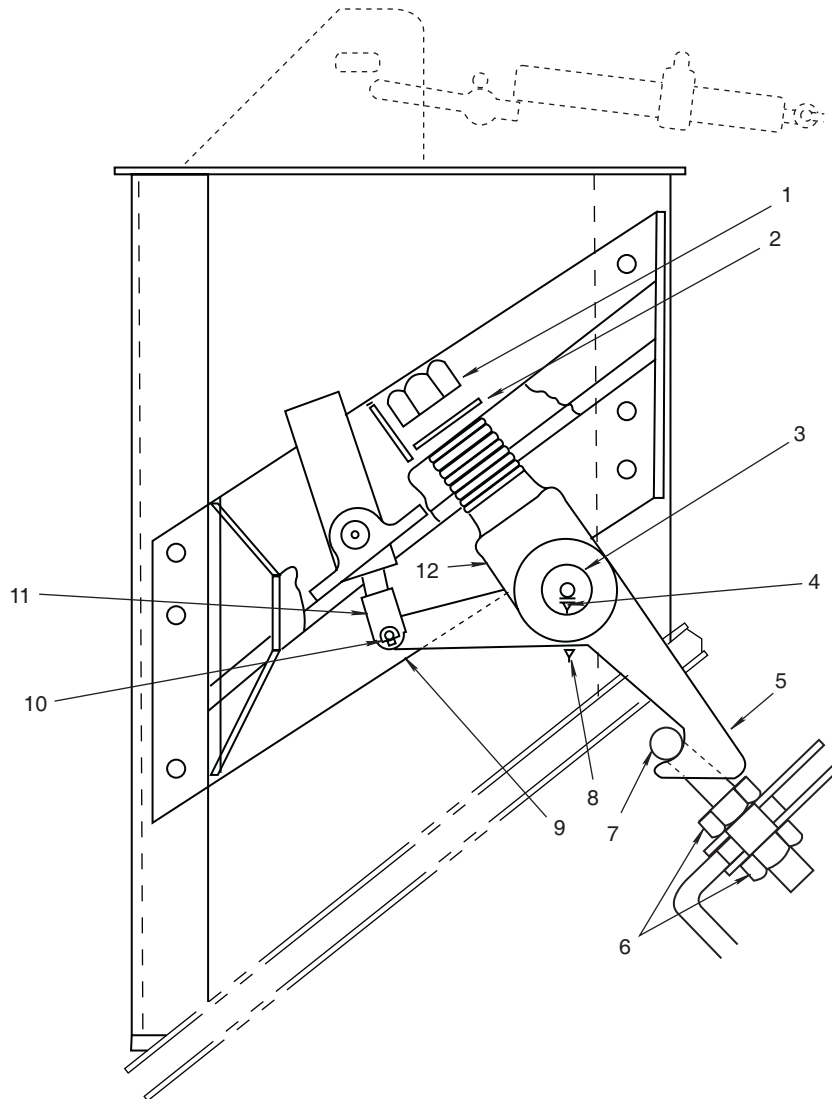


Figure 96. Ramp, Ramp Cables, Chains, Sheaves, Latch Mechanisms, Seal and Hinge Pins (Sheet 1 of 4)

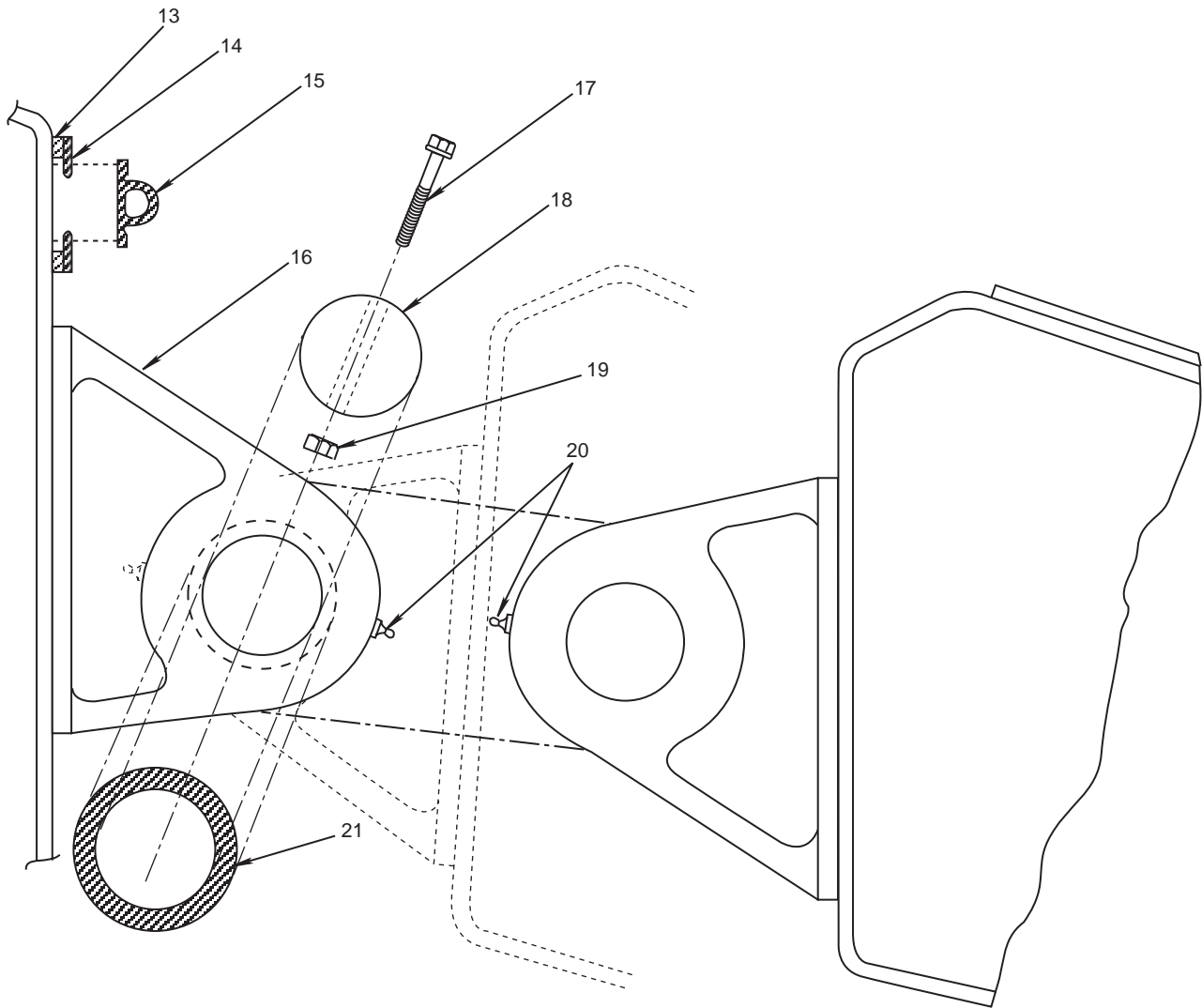


Figure 96. Ramp, Ramp Cables, Chains, Sheaves, Latch Mechanisms, Seal and Hinge Pins (Sheet 2 of 4)

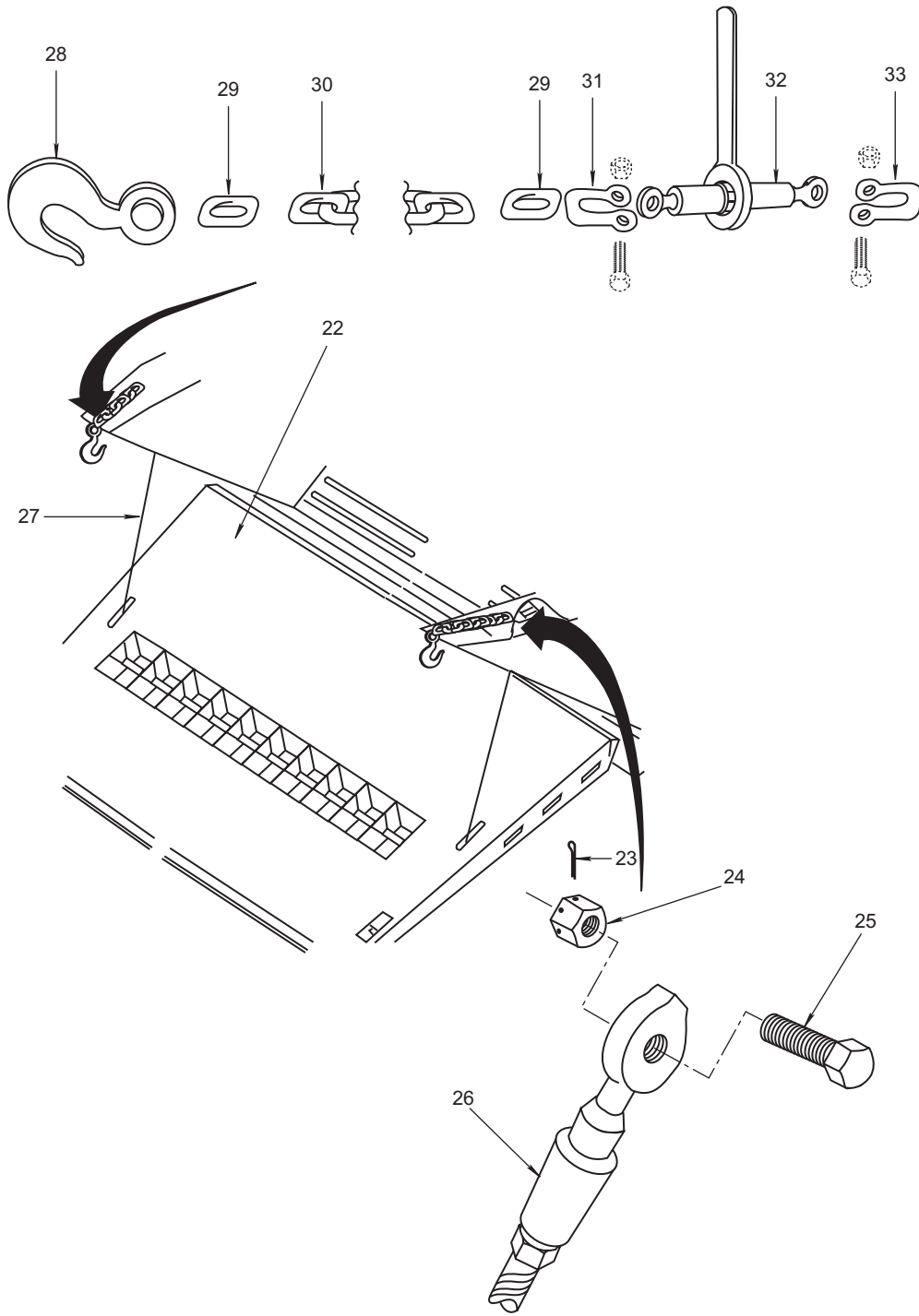


Figure 96. Ramp, Ramp Cables, Chains, Sheaves, Latch Mechanisms, Seal and Hinge Pins (Sheet 3 of 4)

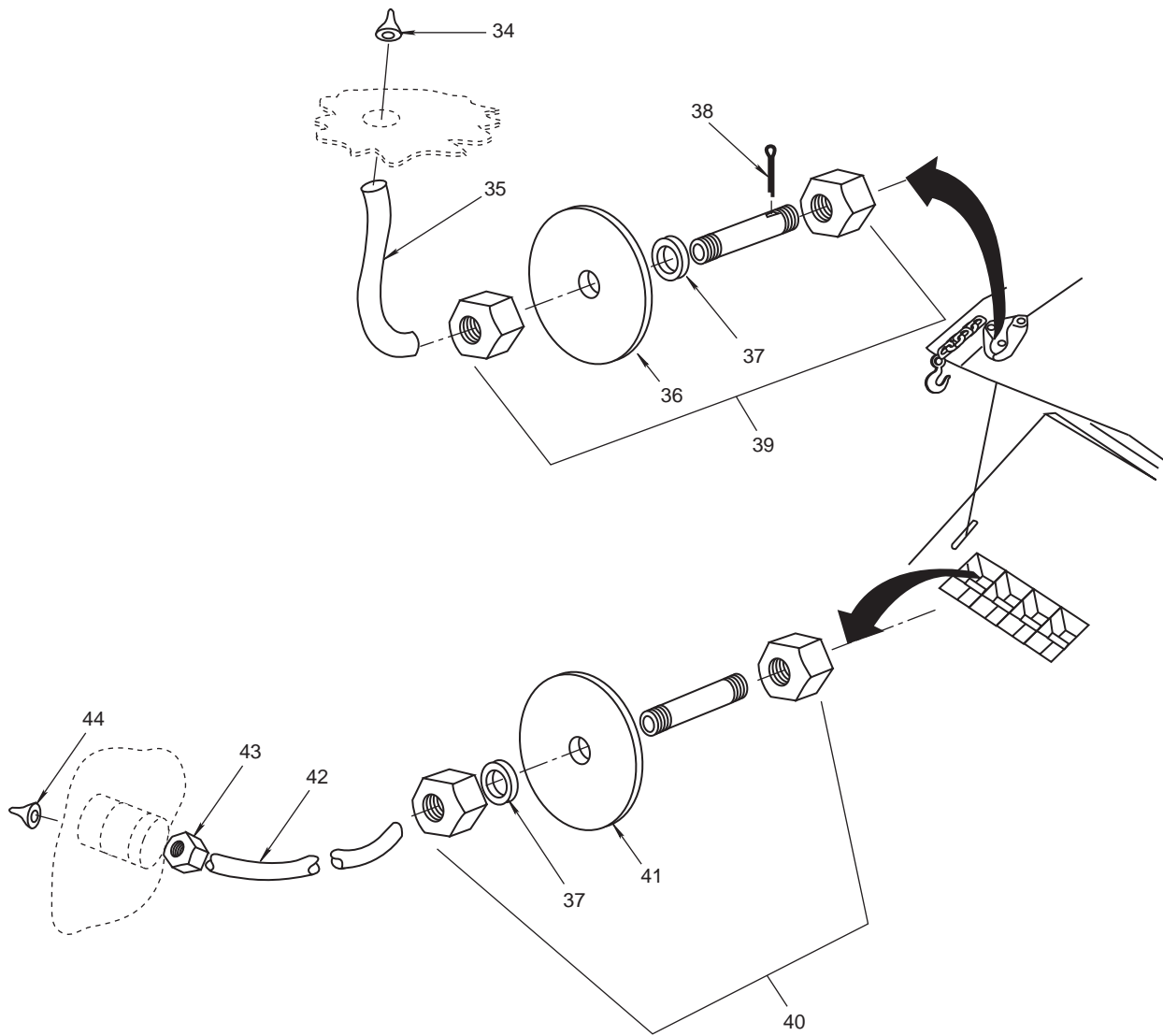


Figure 96. Ramp, Ramp Cables, Chains, Sheaves, Latch Mechanisms, Seal and Hinge Pins (Sheet 4 of 4)

(1)	(2)	(3)	(4)	(5)	(6)	(7)
ITEM NO.	SMR CODE	NSN	CAGEC	PART NUMBER	DESCRIPTION AND USABLE ON CODE (UOC)	QTY
					GROUP 051110	
					FIG. 96 RAMP, RAMP CABLES, CHAINS, SHEAVES, LATCH MECHANISMS, SEAL AND HINGE PINS	
	XCHHH		97403	13226E9427	..RAMP HINGE AND SEAL MODIFICATIONS	1
1	PAHZZ	5310-00-989-5945	96906	MS35691-35	..NUT,PLAIN,HEXAGON PILLOW BLOCK MTG	2
2	PAHZZ	5310-00-926-5875	96906	MS35338-152	..WASHER,LOCK LATCH CLEVIS MTG.	2
3	PAHZZ	5315-00-832-1841	91940	8658-5	..PIN,GROOVED,HEADLES S LATCH...	2
4	PAHZZ	4730-00-201-3243	96906	MS15721-5	..FITTING,LUBRICATION 1/8 PTF,90 DEG	2
5	PAHZZ	5340-00-229-9090	80064	145-4510954M2	..LATCH RAMP	2
6	PAHZZ	5310-00-734-1739	96906	MS51972-10	..NUT,PLAIN,HEXAGON U-BOLT	4
7	XDHZZ		80064	145-4510954M1	..BOLT,U RAMP LATCH	2
8	PAHZZ	4730-00-172-0040	81343	AS15004-1	..FITTING,LUBRICATION RAMP LATCH	2
9	XDHZZ		93906	MS15720-3	..FITTING,LUBRICATION 1/4-28 TAPER THD, 90 DEG	2
10	PAHZZ	5315-00-832-1840	91940	8658-11	..PIN,GROOVED,HEADLES S CLEVIS.	2
11	XDHZZ		91940	82262	..CLEVIS,ROD END CYLINDER	2
12	PAHZZ	5340-01-328-7593	91940	82266	..CLEVIS,ROD END LATCH	2
13	XDHZZ		97403	13225E9457M5	..PLATE OR STRIP 10.2# X 1/2" MADE FROM ASTM 276 CRES	84
14	XDHZZ		97403	13226E9457M6	..PLATE OR STRIP 5.1# X 1" MADE FROM ASTM A167 CRES	84
15	XDHZZ		78175	A-4973	..BUMPER,DOCK 1 3/8" X2 3/8" X 25'.	2
16	XDHZZ		80064	145-4510924M1	..HINGE CASTING, RAMP	2
17	XDHZZ		93906	MS35307-372	..SCREW,HEX HD 3/8-16 UNC X3 1/2".	4
18	XDHZZ		97403	13226E9457M1	..TUBING,HINGE 2 7/8 OD X 1/2 WALL X 69 IN LG, MAKE FROM ASTM A519EL	2
19	XDHZZ		93906	MS51922-17	..NUT,HEX,SELF-LOCK, PREVAILING TORQUE 3/8-16 UNC-2B	4
20	PAHZZ	4730-00-050-4203	81343	AS15001-1	..FITTING,LUBRICATION RAMP HINGE	14
21	XDHZZ		97403	13226E9457M4	..WASHER,RAMP HINGE PIN MADE FROM NAVAL BRASS	4
22	XDHZZ		19099	LCM82-95-167-001	..LCM8,MOD2,BOW RAMP MODIFICATIONS	1

(1)	(2)	(3)	(4)	(5)	(6)	(7)
ITEM NO.	SMR CODE	NSN	CAGEC	PART NUMBER	DESCRIPTION AND USABLE ON CODE (UOC)	QTY
23	PAHZZ	5315-00-241-7332	76005	RS40-7	..PIN,COTTER RAMP WIRE END SECURING BOLT	1
24	XDHZZ		81348	MS35692-1824	..NUT,CASTELLATED HEXAGON RAMP WIRE END SECURING BOLT.	1
25	PAHZZ	5305-00-007-6064	80205	MS35308-556	..SCREW,CAP,HEXAGON H EAD RAMP WIRE END SECURING PIN ..	1
26	PAHZZ	4030-01-345-4553	79931	GD275X(IWRC)	..SOCKET, WIRE ROPE RAMP CABLE	1
27	XDHZZ		81348	RRW410	..WIRE ROPE 3/4 IN. RAMP CABLE .	20
28	XDHZZ		75535	320C1-1-4X1-7-8I	..HOOK,C EYE RAMP BINDER N	2
29	XDHZZ		81348	RRC271TYPE3GALVANIZED	..LINK RAMP BINDERS TO CHAIN SHACKLE TO CHAIN	4
30	XDHZZ		81348	RRC271TYPEIGRADE C CLASS 4	..CHAIN RAMP BINDERS (MAKE FROM 4010-00-129-6046)	1
31	PAHZZ	4030-00-185-0476	80205	NAS1043-10	..SHACKLE RAMP BINDERS TO CHAIN LINK	2
32	PAHZZ	3990-01-228-0216	17798	10-48468	..BINDER,LOAD RAMP SECURING ...	2
33	XDHZZ		81348	RRC271TYPE4CLASS	..SHACKLE,ANCHOR RAMP BINDERS,DECK	2
34	PAHZZ	4730-00-517-8062	95879	1634	..FITTING,LUBRICATION WINCH LEAD SHEAVE	1
35	XDHZZ		95879	317850-18FTGS	..HOSE,NONMETALLIC WINCH SHEAVE LUBRICATION FITTING	1
36	XDHZZ		17104	4241	..SHEAVE,RAMP,WIRE	2
37	PAHZZ	5310-00-950-1309	96906	MS27183-31	..WASHER,FLAT RAMP LEAD WIRE SHEAVE	2
38	PAHZZ	5315-00-241-7332	76005	RS40-7	..PIN,COTTER WINCH SHEAVE CENTERPIN	1
39	XDHZZ		97852	4273	..PIN ASSY WINCH SHEAVE	1
40	XDHZZ		17104	4272	..PIN ASSY SHEAVE CENTER	2
41	XDHZZ		08097	4241	..SHEAVE RAMP CABLE LEAD,14 IN.	1
42	PAHZZ	4720-00-374-7640	0FKM1	317850-1F.18 IN	..HOSE ASSEMBLY SHEAVE LUBRICATION,18 IN.LG	2
43	XDHZZ		24161	7253-73	..ADAPTER,STRAIGHT MALE TO FEMALE,LUBRICATION HOSE	2
44	PAHZZ	4730-00-972-5789	95879	1961-S	..FITTING,LUBRICATION	2

END OF FIGURE

UNIT, DIRECT SUPPORT, AND GENERAL SUPPORT MAINTENANCE
FOR LANDING CRAFT MECHANIZED (LCM-8) (ALL VESSELS WITH MOD 2 APPLICATION)

ELECTRIC TOILET

REPAIR PARTS LIST

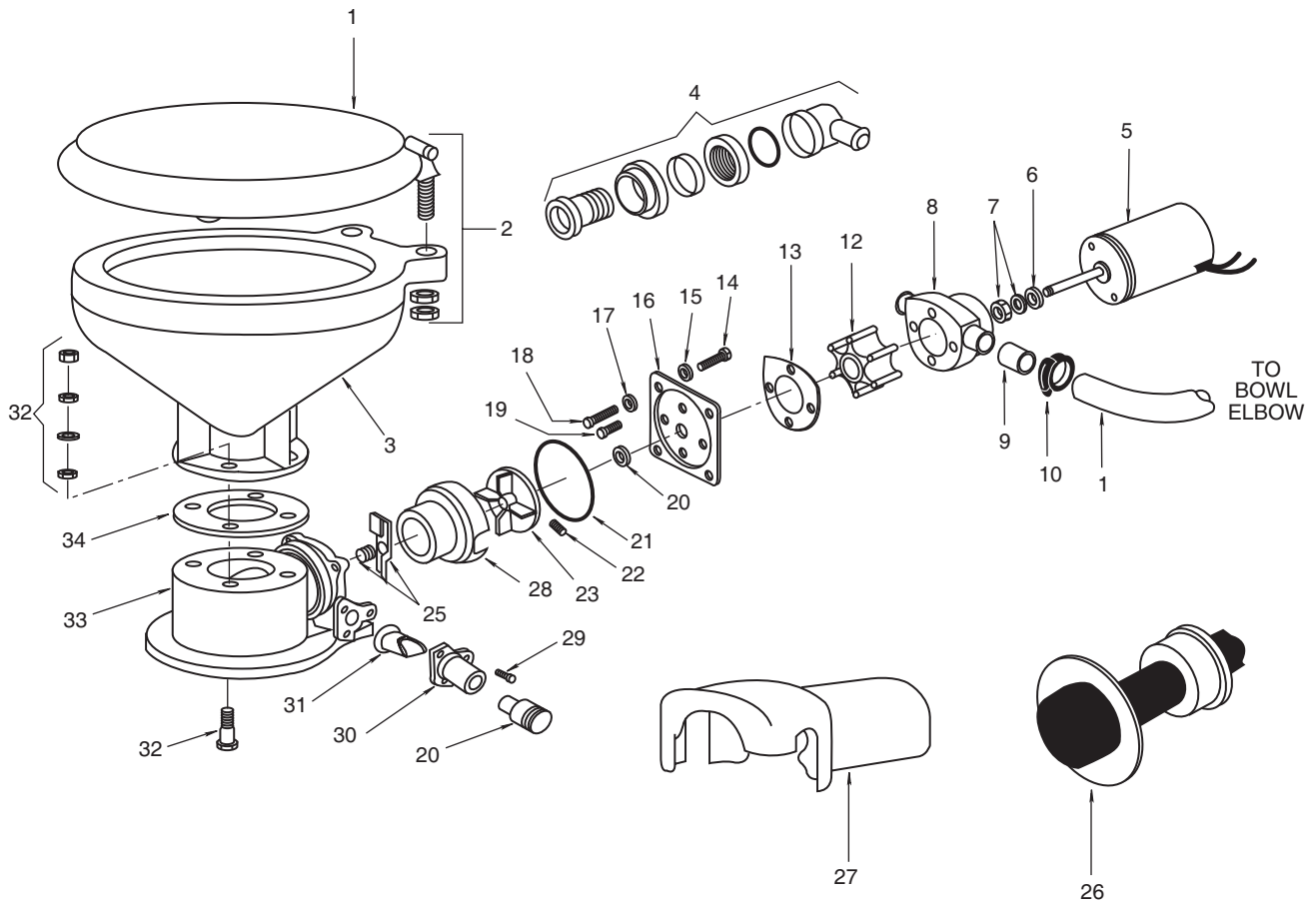


Figure 97. Electric Toilet

(1)	(2)	(3)	(4)	(5)	(6)	(7)
ITEM NO.	SMR CODE	NSN	CAGEC	PART NUMBER	DESCRIPTION AND USABLE ON CODE (UOC)	QTY
					GROUP 051201	
					FIG. 97 ELECTRIC TOILET	
	XDOOO		77424	37010-1096	..TOILET,ELECTRIC	1
1	XDOZZ		77424	18753-0438	...SEAT,TOILET	1
2	XDOZZ		77424	18753-0181	...HINGE,SEAT	1
3	XDOZZ		77424	18753-0060	...BOWL,TOILET	1
4	XDOZZ		77424	29048-0000	...BOWL SPUD	1
5	PAOZZ		77424	37065-0000	...MOTOR,ALTERNATING CURRENT	1
6	XDOZZ		77424	6342-0000	...SLINGER	1
7	XDOZZ		77424	1040-0000	...SEAL AND RETAINER	1
8	XDOZZ		77424	12554-0000	...BODY	1
9	XDOZZ		77424	93003-0240	...ADAPTER	2
10	XDOZZ		77424	18753-0044	...CLAMP	1
11	XDOZZ		77424	29035-0001	...HOSE	1
12	XDOZZ		77424	6303-0003	...IMPELLER,FLEXIBLE	1
13	XDOZZ		77424	12558-0000	...GASKET	1
14	XDOZZ		77424	91027-0011	...SCREW	4
15	XDOZZ		77424	NO. 10	...WASHER,LOCK	4
16	XDOZZ		77424	37018-0000	...WEARPLATE WITH SEALING SLEEVE	1
17	XDOZZ		77424	35445-0000	...WASHER,PLASTIC	2
18	XDOZZ		77424	91010-0130	...SCREW	2
19	XDOZZ		77424	91009-0040	...SCREW	2
20	XDOZZ		77424	37036-1000	...SEALING SLEEVE	1
21	XDOZZ		77424	43990-0066	...O-RING	1
22	XDOZZ		77424	91084-0320	...SCREW,SET	1
23	XDOZZ		77424	37006-0000	...IMPELLER,CENTRIFUGA	1
24	XDOZZ		77424	37014-0000	...HOUSING,MACERATOR	1
25	XDOZZ		77424	37056-1000	...CHOPPER PLATE	1
26	PAOZZ		77424	37020-0000	...SWITCH,ROTARY	1
27	XDOZZ		77424	43990-0051	...COVER,MOTOR	1
28	XDOZZ		77424	98023-0080	...ADAPTER,DISCHARGE PORT, 1-1/2"	1

(1)	(2)	(3)	(4)	(5)	(6)	(7)
ITEM NO.	SMR CODE	NSN	CAGEC	PART NUMBER	DESCRIPTION AND USABLE ON CODE (UOC)	QTY
29	XDOZZ		77424	96050-0568	...SCREW	3
30	XDOZZ		77424	44107-1000	...PORT,DISCHARGE,1 IN	1
31	XDOZZ		77424	44106-1000	...VALVE,JOKER	1
32	XDOZZ		77424	18753-0472	...HARDWARE,BOWL INSTALLATION	1
33	XDOZZ		77424	37004-1000	...BASE ASSEMBLY	1
34	XDOZZ		77424	37017-0000	...GASKET	1
END OF FIGURE						

UNIT, DIRECT SUPPORT, AND GENERAL SUPPORT MAINTENANCE
FOR LANDING CRAFT MECHANIZED (LCM-8) (ALL VESSELS WITH MOD 2 APPLICATION)

WATER CLOSET FLUSHING SYSTEM

REPAIR PARTS LIST

(1)	(2)	(3)	(4)	(5)	(6)	(7)
ITEM NO.	SMR CODE	NSN	CAGEC	PART NUMBER	DESCRIPTION AND USABLE ON CODE (UOC)	QTY
					GROUP 051202	
					FIG. 98 WATER CLOSET FLUSHING SYSTEM	
	XDOOO		19207	LCM82-95-521-003	..WATER CLOSET FLUSHING SYSTEM.....	1
1	XDOZZ		12168	3/4INFLANGECL150	...FLANGE,THREADED 3/4IN NPS, CL150.....	1
2	XDOZZ		81349	MIL-T-16420 3/4 IN TUBE	...TUBE,3/4 IN,.065WAL L,ALLOY NO. 706.....	V
3	XDOZZ		12168	3/4INUNION	...UNION,3/4IN,NPS W/SB RING.....	5
4	XDOZZ		12168	3/4INELBOW90DEG	...ELBOW,90 DEGREE 3/4 IN NPS, W/SB RING.....	6
5	XDOZZ		12168	3/4IN STRAINER	...STRAINER,Y-TYPE, 40 MESH SS SCREEN,3/4" NPS THRD,CL150.....	1
6	XDOZZ		12168	3/4INELBOW45DEG	...ELBOW,45 DEGREE 3/4 IN NPS, W/SB RING.....	2
7	XDOZZ		12168	T-335 3/4IN	...VALVE,ANGLE 3/4 IN NPS, THREADED,CL 150.....	1
8	XDOZZ		00XC0	BARB3/4INX3/4NPTM	...HOSE,BARB 3/4IN X 3/4 IN NPTM.	1
9	XDOZZ		00XC0	3/4INPVCHOSE	...HOSE,3/4IN BORE,PVC BRAID BRAID REINFORCED.....	V
10	XDOZZ		96906	MS35842-11	...CLAMP,HOSE.....	2
11	XDOZZ		81346	ASTM A53 1IN	...PIPE,METALLIC 1" NPS,BLK SEAMLESS,SCHED 40 X 3" LONG.....	2
12	XDOZZ		0NJ18	341292	...RELAY,FLUSH.....	1
					END OF FIGURE	

UNIT, DIRECT SUPPORT, AND GENERAL SUPPORT MAINTENANCE
 FOR LANDING CRAFT MECHANIZED (LCM-8) (ALL VESSELS WITH MOD 2 APPLICATION)

HYDRAULIC VALVES, HOSES, AND FITTINGS

REPAIR PARTS LIST

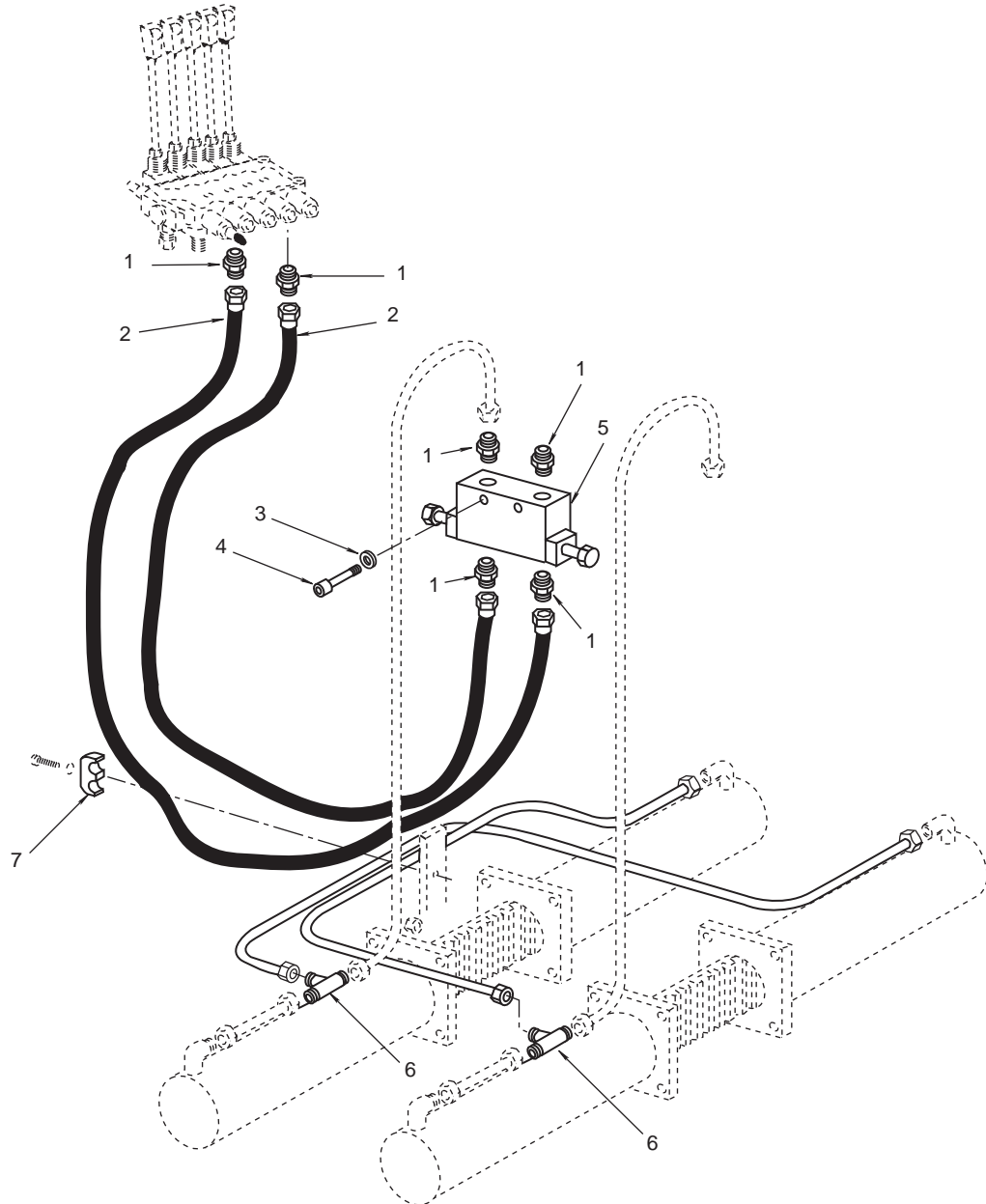


Figure 99. Hydraulic Valves, Hoses and Fittings (Double Slewing Unit Cylinder Assembly) (Sheet 1 of 6)

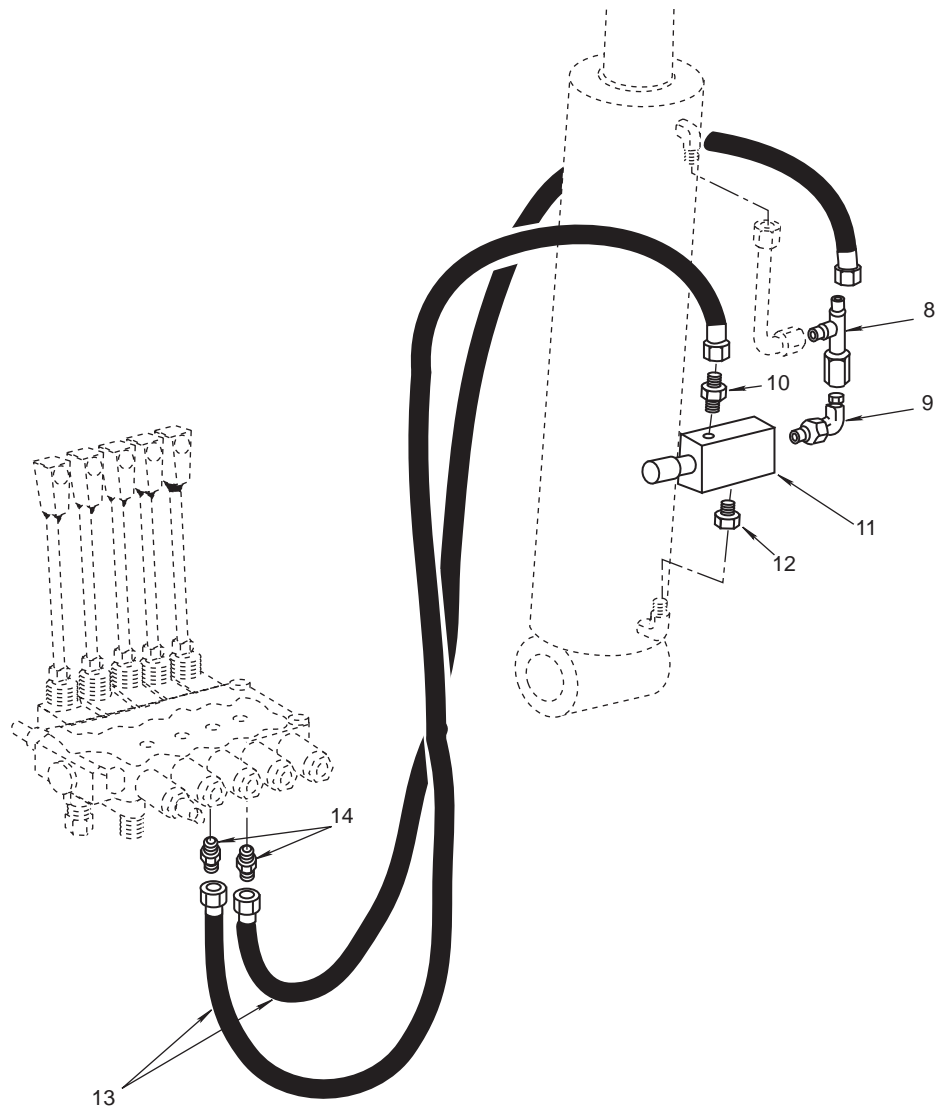


Figure 99. Hydraulic Valves, Hoses and Fittings (First Boom Cylinder Hydraulic Circuit) (Sheet 2 of 6)

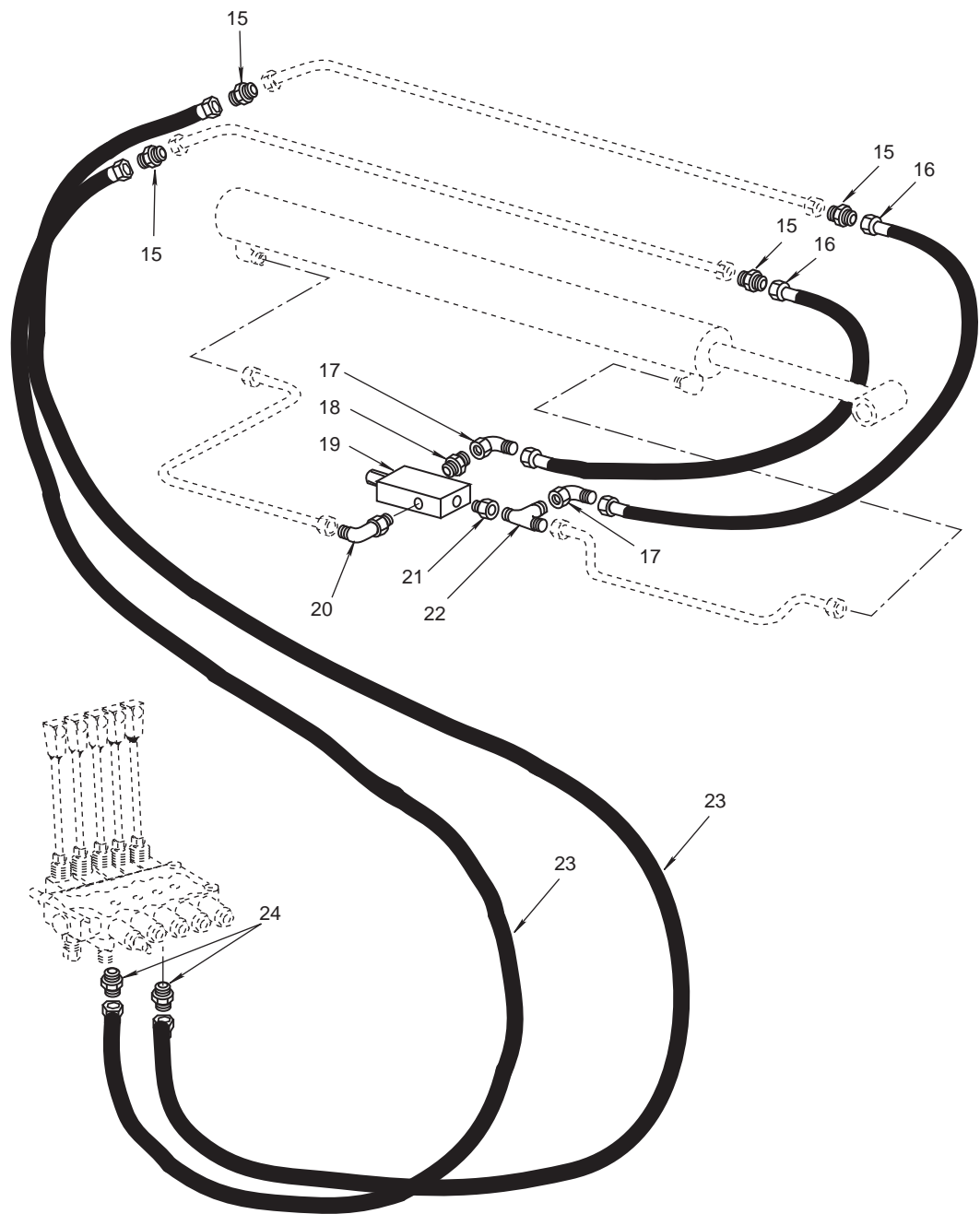


Figure 99. Hydraulic Valves, Hoses and Fittings (Second Boom Cylinder Hydraulic Circuit) (Sheet 3 of 6)

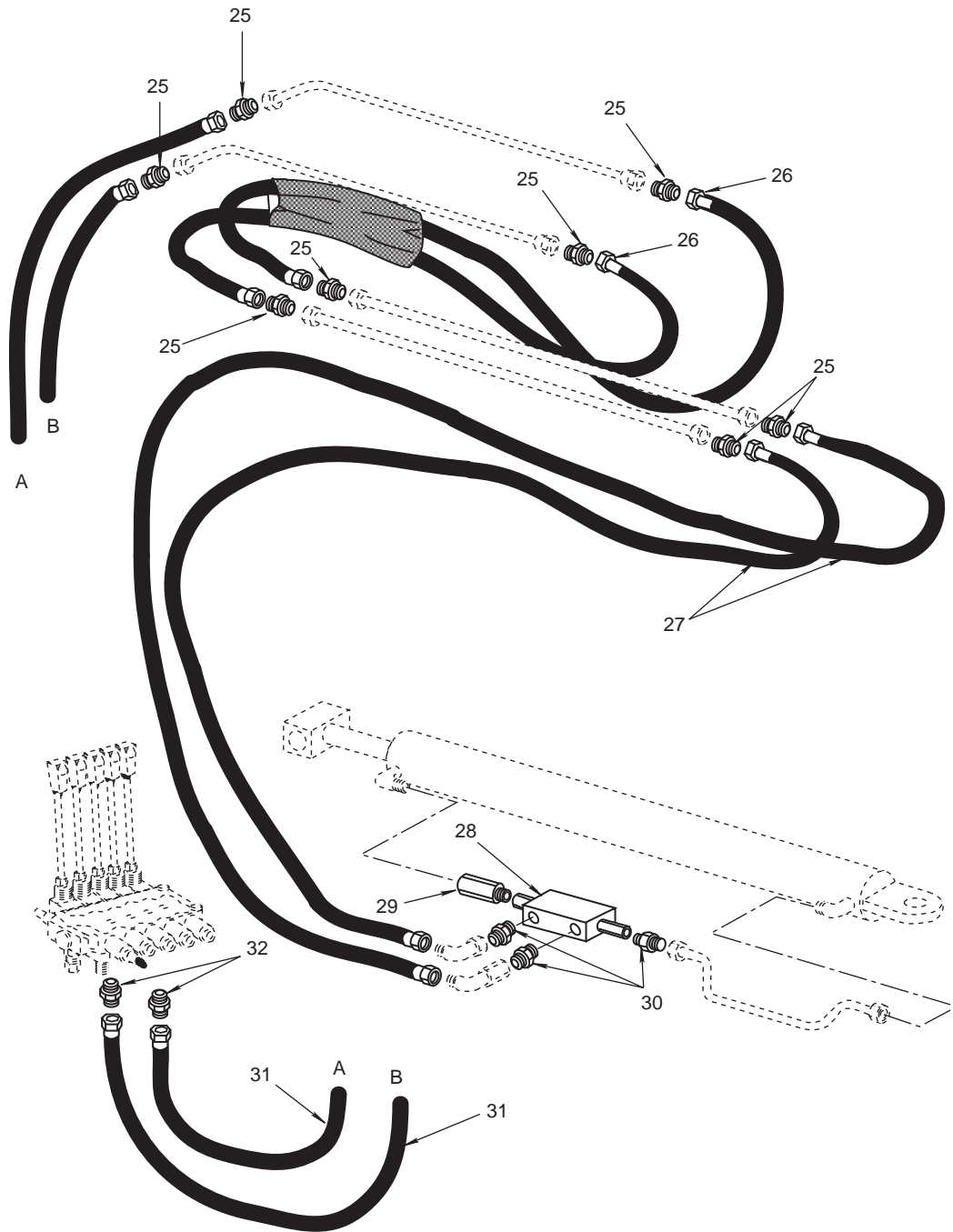
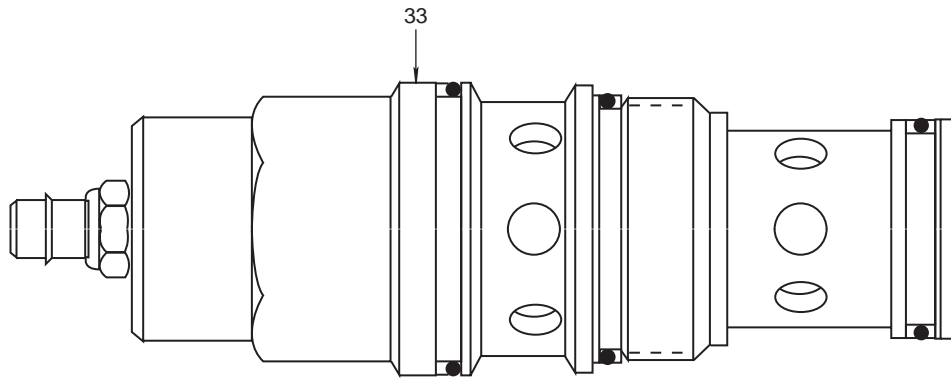
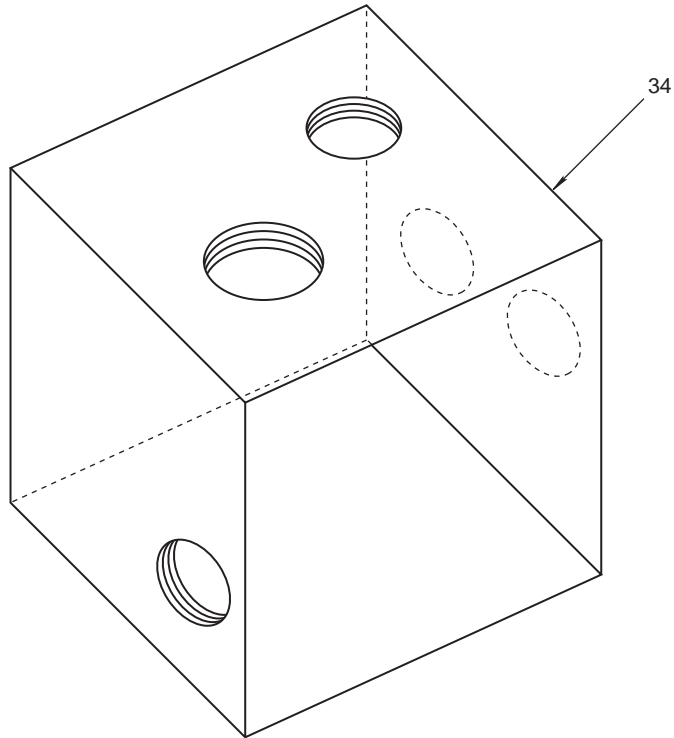


Figure 99. Hydraulic Valves, Hoses and Fittings (Extension Boom Cylinder Hydraulic Circuit) (Sheet 4 of 6)

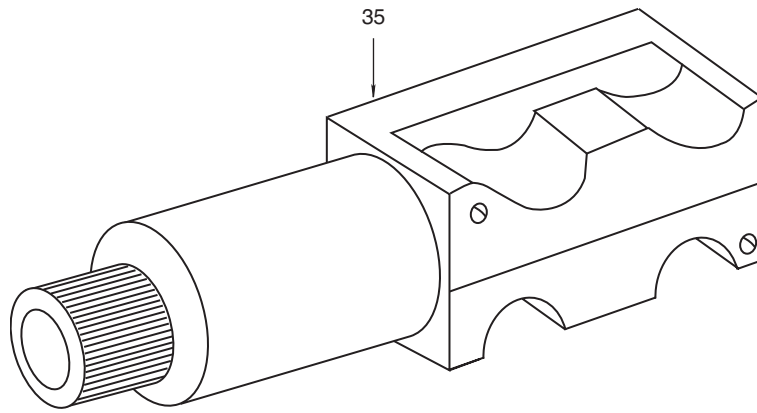


FLOW CONTROL VALVE

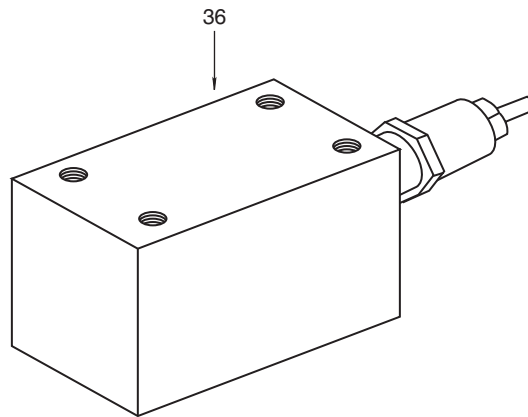


MANIFOLD, ONE STATION

Figure 99. Hydraulic Valves, Hoses and Fittings (Sheet 5 of 6)



DIRECTIONAL VALVE



DIVERTER VALVE

Figure 99. Hydraulic Valves, Hoses and Fittings (Sheet 6 of 6)

(1)	(2)	(3)	(4)	(5)	(6)	(7)
ITEM NO.	SMR CODE	NSN	CAGEC	PART NUMBER	DESCRIPTION AND USABLE ON CODE (UOC)	QTY
					GROUP 051301	
					FIG. 99 HYDRAULIC VALVES, HOSES, AND FITTINGS	
	XDOFF		A4942	2600-1S	..CRANE, HYDRAULIC MARINIZED	1
1	XDFZZ		A4942	9325700	..FITTING, HYDRAULIC SLEWING CYL HYD CKT	6
2	XDFZZ		A4942	9400105	..HOSE, HYDRAULIC, FLEX SLEWING CYL HYD CKT	2
3	XDFZZ		A4942	8520790	... WASHER	2
4	XDFZZ		A4942	8244290	... SCREW	2
5	XDFZZ		A4942	8864955M	.. VALVE SLEWING STOP VALVE	1
6	XDFZZ		A4942	9323200	..FITTING, HYDRAULIC SLEWING CYL HYD CKT	2
7	XDFZZ		A4942	8898452	..BRACKET, HOSE SLEWING CYL HYD CKT	1
8	XDFZZ		A4942	9331800	..FITTING, HYDRAULIC 1ST BOOM CYL HYD CKT	1
9	XDFZZ		A4942	9327600	..FITTING, HYDRAULIC 1ST BOOM CYL HYD CKT	1
10	XDFZZ		A4942	9325600	..FITTING, HYDRAULIC 1ST BOOM CYL HYD CKT	1
11	XDFZZ		A4942	8852910	.. VALVE 1ST BOOM HOLDING VALVE	1
12	XDFZZ		A4942	9320500	..FITTING, HYDRAULIC 1ST BOOM CYL HYD CKT	1
13	XDFZZ		A4942	9400130	..HOSE, HYDRAULIC, FLEX 1ST BOOM CYL HYD CKT	2
14	XDFZZ		A4942	9325700	..FITTING, HYDRAULIC 1ST BOOM CYL HYD CKT	2
15	XDFZZ		A4942	9322400	..FITTING, HYDRAULIC 2ND BOOM CYL HYD CKT	4
16	XDFZZ		A4942	9400101	..HOSE, HYDRAULIC 2ND BOOM CYL HYD CKT	2
17	XDFZZ		A4942	9331000	..FITTING, HYDRAULIC 2ND BOOM CYL HYD CKT	2
18	XDFZZ		A4942	9325600	..FITTING, HYDRAULIC 2ND BOOM CYL HYD CKT	1
19	XDFZZ		A4942	8852910	.. VALVE 2ND BOOM HOLDING VALVE	1
20	XDFZZ		A4942	9327600	..FITTING, HYDRAULIC 2ND BOOM CYL HYD CKT	1

(1)	(2)	(3)	(4)	(5)	(6)	(7)
ITEM NO.	SMR CODE	NSN	CAGEC	PART NUMBER	DESCRIPTION AND USABLE ON CODE (UOC)	QTY
21	XDFZZ		A4942	9320500	..FITTING,HYDRAULIC 2ND BOOM CYL HYD CKT	1
22	XDFZZ		A4942	9323200	..FITTING,HYDRAULIC 2ND BOOM CYL HYD CKT	2
23	XDFZZ		A4942	9400130	..HOSE,HYDRAULIC,FLEX 2ND BOOM CYL HYD CKT	2
24	XDFZZ		A4942	9325700	..FITTING,HYDRAULIC 2ND BOOM CYL HYD CKT	2
25	XDFZZ		A4942	9322400	..FITTING,HYDRAULIC EXTENSION CYLINDER HYDRAULIC CIRCUIT	8
26	XDFZZ		A4942	9400101	..HOSE,HYDRAULIC EXTENSION CYLINDER HYDRAULIC CIRCUIT	2
27	XDFZZ		A4942	9400105	..HOSE,HYDRAULIC,FLEX EXTENSION CYLINDER HYDRAULIC CIRCUIT	2
28	XDFZZ		A4942	8863213M	..VALVE EXTENSION CYLINDER HOLDING VALVE	1
29	XDFZZ		A4942	9320700	..FITTING,HYDRAULIC EXTENSION CYLINDER HYDRAULIC CIRCUIT	1
30	XDFZZ		A4942	9325600	..FITTING,HYDRAULIC EXTENSION CYLINDER HYDRAULIC CIRCUIT	3
31	XDFZZ		A4942	9400130	..HOSE,HYDRAULIC,FLEX EXTENSION CYLINDER HYDRAULIC CIRCUIT	2
32	XDFZZ		A4942	9325700	..FITTING,HYDRAULIC EXTENSION CYLINDER HYDRAULIC CIRCUIT	2
33	XDFZZ		54035	FRDA-LAN-BAD/S	...VALVE,FLOW CONTROL PRIORITY,C/W S.G. IRON LINE MOUNT BODY	1
34	XDFZZ		32705	MR-5-1B	...MANIFOLD,ONE STATION.....	1
35	XDFZZ		32705	DG4V-5-OA-M-U-H6-20	...VALVE,DIRECTIONAL CONTROL, WET ARMATURE, SOLENOID OP,24VDC	1
36	XDFZZ		32705	DGMC-5-PT-FW-B-30	...VALVE,DIVERTER	1

END OF FIGURE

UNIT, DIRECT SUPPORT, AND GENERAL SUPPORT MAINTENANCE
FOR LANDING CRAFT MECHANIZED (LCM-8) (ALL VESSELS WITH MOD 2 APPLICATION)

SLEWING UNIT

REPAIR PARTS LIST

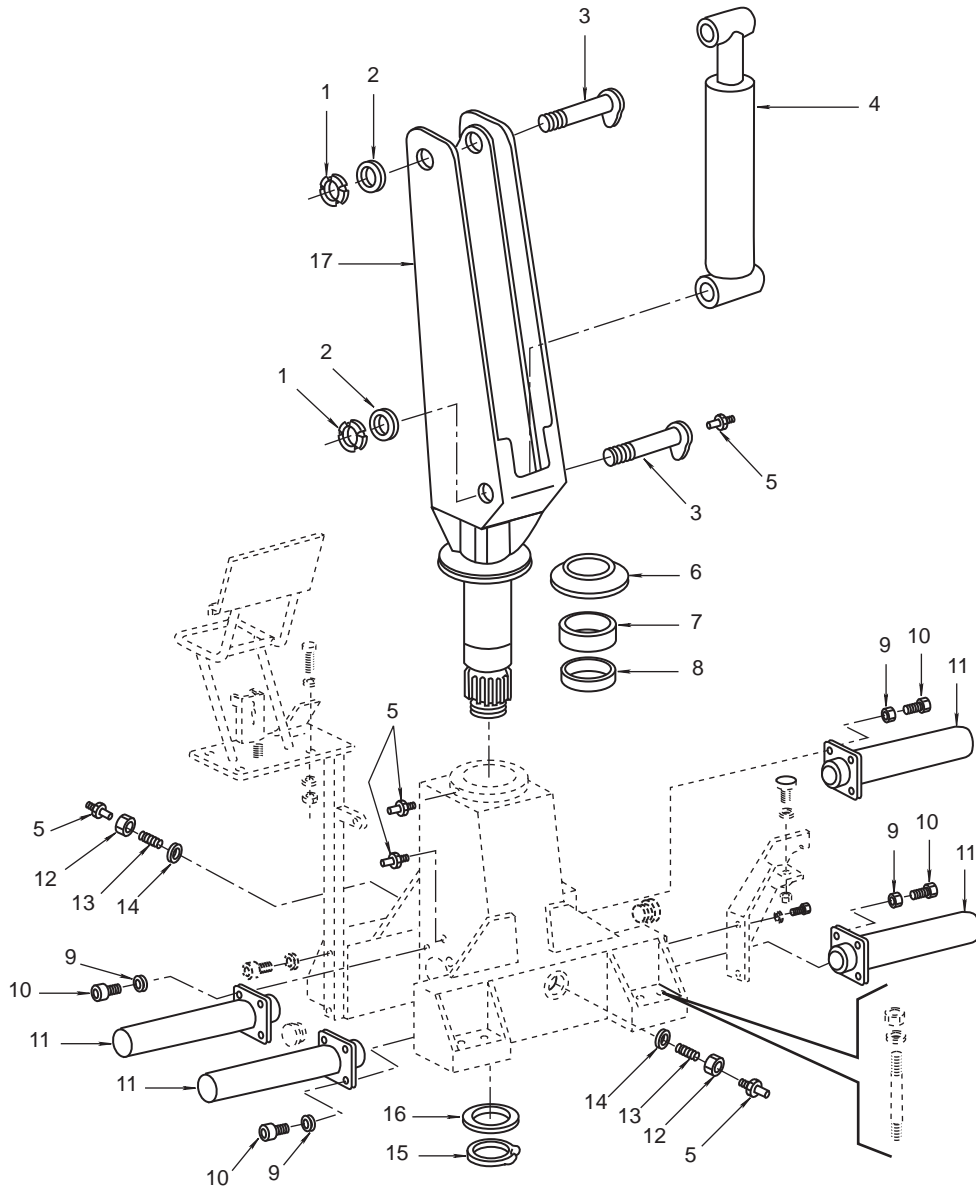


Figure 100. Slewing Unit

(1)	(2)	(3)	(4)	(5)	(6)	(7)
ITEM NO.	SMR CODE	NSN	CAGEC	PART NUMBER	DESCRIPTION AND USABLE ON CODE (UOC)	QTY
					GROUP 051302	
					FIG. 100 SLEWING UNIT	
1	XDFZZ		A4942	8625465	...RING NUT	2
2	XDFZZ		A4942	8548853	...WASHER	2
3	XDFZZ		A4942	5738030	...PIN	2
4	XDFZZ		A4942	5760120	...CYLINDER ASSEMBLY	1
5	XDFZZ		A4942	8605400	...FITTING, GREASE	5
6	XDFZZ		A4942	5728010	...COVER, RAIN	1
7	XDFZZ		A4942	5718200	...BEARING, UPPER	1
8	XDFZZ		A4942	3518150	...BEARING, LOWER	1
9	XDFZZ		A4942	8521450	...WASHER	16
10	XDFZZ		A4942	8266480	...SCREW	16
11	XDFZZ		A4942	5764030	...CYLINDER ASSEMBLY	4
12	XDFZZ		A4942	8361200	...NUT	2
13	XDFZZ		A4942	8300700	...SCREW, GRIP	2
14	XDFZZ		A4942	5464151	...BUSHING	2
15	XDFZZ		A4942	8205500	...CIRCLIP	1
16	XDFZZ		A4942	5728150	...WASHER	1
17	XDFZZ		A4942	5720021	...COLUMN	1
					END OF FIGURE	

**UNIT, DIRECT SUPPORT, AND GENERAL SUPPORT MAINTENANCE
FOR LANDING CRAFT MECHANIZED (LCM-8) (ALL VESSELS WITH MOD 2 APPLICATION)**

EXTENSION ASSEMBLY

REPAIR PARTS LIST

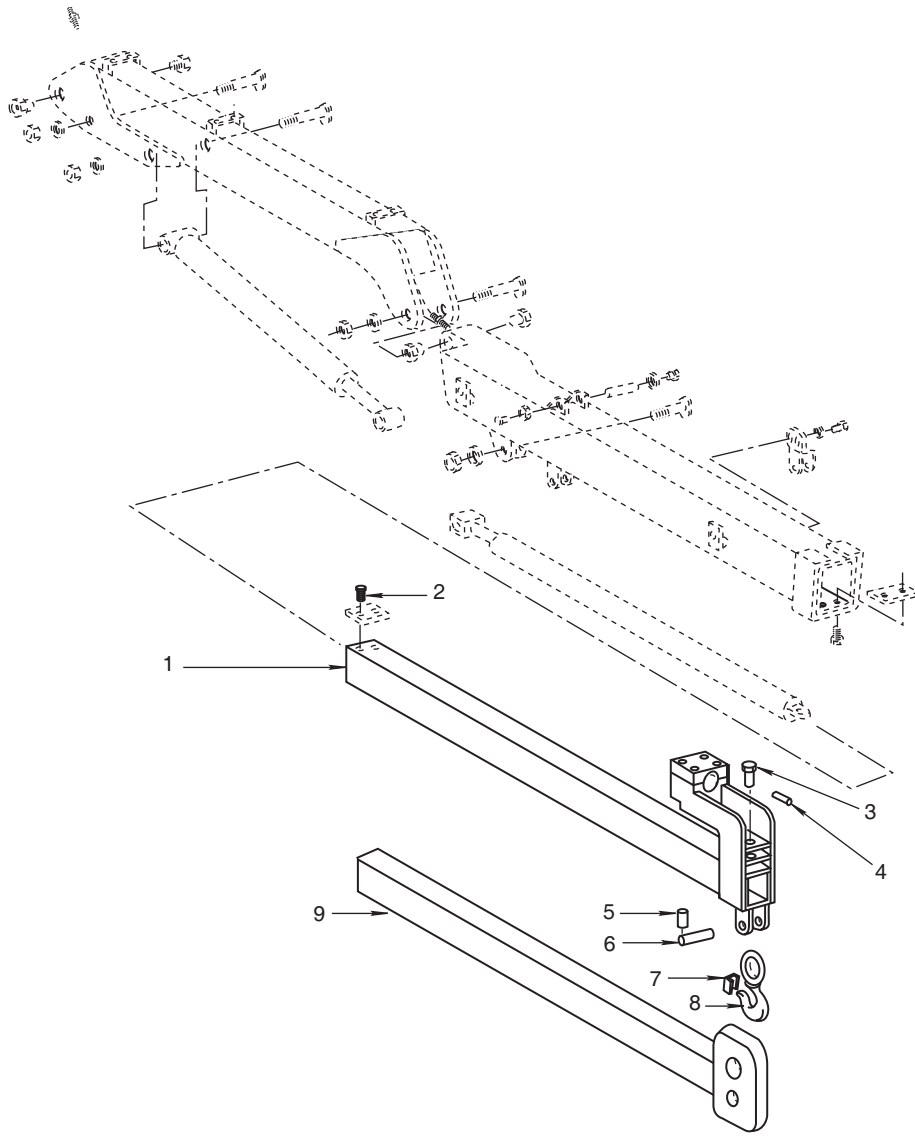


Figure 101. Extension Assembly

(1)	(2)	(3)	(4)	(5)	(6)	(7)
ITEM NO.	SMR CODE	NSN	CAGEC	PART NUMBER	DESCRIPTION AND USABLE ON CODE (UOC)	QTY
					GROUP 051303	
					FIG. 101 EXTENSION ASSEMBLY	
1	XDFZZ		A4942	5750050	..1ST EXTENSION	1
2	XDFZZ		A4942	8287080	...SCREW	1
3	XDFZZ		A4942	5763190	...PIN	1
4	XDFZZ		A4942	8516190	...COTTER PIN	1
5	XDFZZ		A4942	8530100	...COTTER PIN	1
6	XDFZZ		A4942	8510730	...PIN	2
7	XDFZZ		A4942	8552110	...LATCH HOOK	1
8	XDFZZ		A4942	8550300	...HOOK	1
9	XDFZZ		A4942	5770100	...EXTENSION	1
					END OF FIGURE	

UNIT, DIRECT SUPPORT, AND GENERAL SUPPORT MAINTENANCE
FOR LANDING CRAFT MECHANIZED (LCM-8) (ALL VESSELS WITH MOD 2 APPLICATION)

BOOM ASSEMBLY

REPAIR PARTS LIST

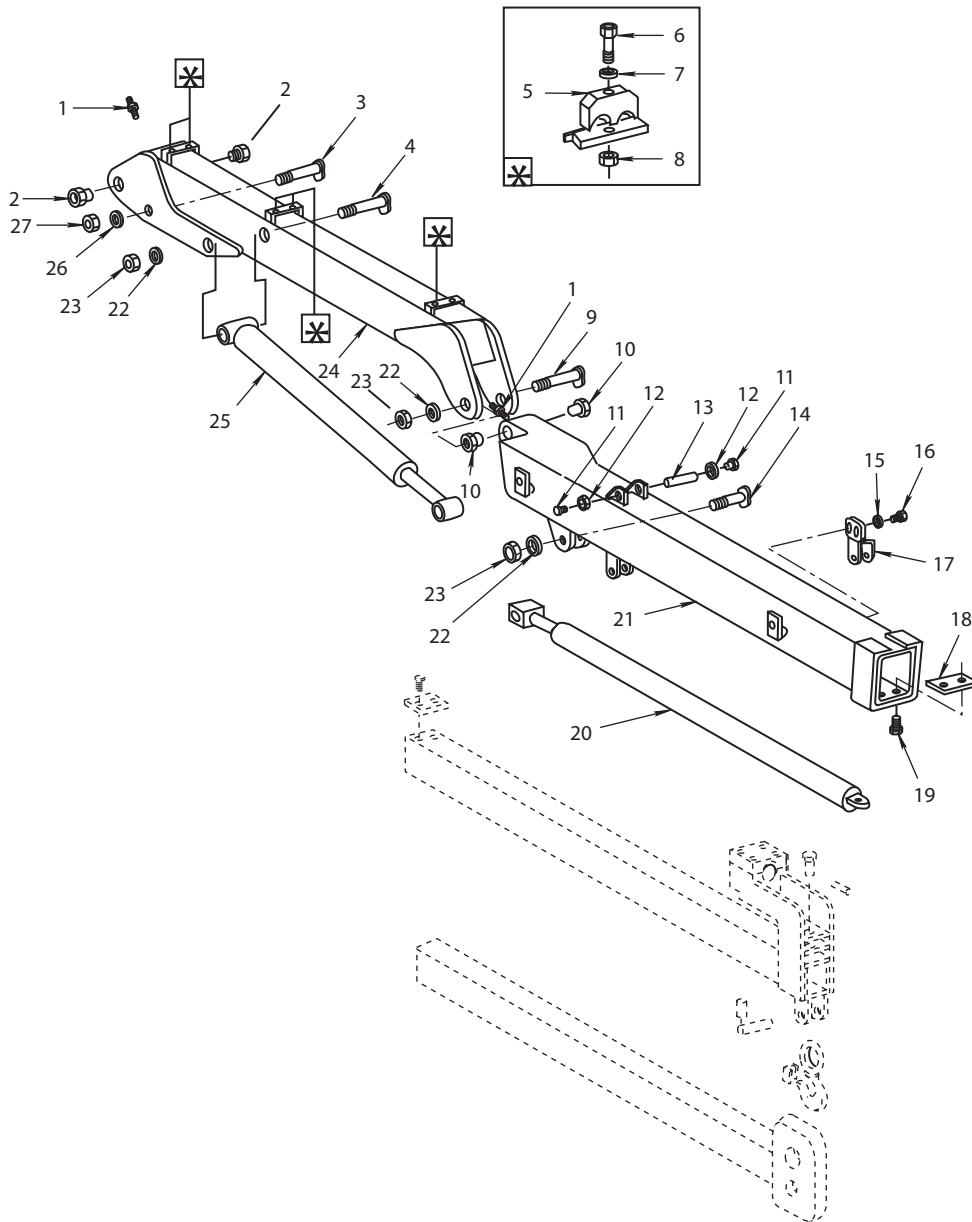


Figure 102. Boom Assembly

(1)	(2)	(3)	(4)	(5)	(6)	(7)
ITEM NO.	SMR CODE	NSN	CAGEC	PART NUMBER	DESCRIPTION AND USABLE ON CODE (UOC)	QTY
					GROUP 051304	
					FIG. 102 BOOM ASSEMBLY	
1	XDHZZ		A4942	8605400	...FITTING, GREASE	2
2	XDHZZ		A4942	8650003	...BUSHING	2
3	XDHZZ		A4942	5760110	...PIN	1
4	XDHZZ		A4942	5761120	...PIN	1
5	XDHZZ		A4942	8898452	...BRACKET, HOSE	3
6	XDHZZ		A4942	8259890	...SCREW	3
7	XDHZZ		A4942	8520490	...WASHER	3
8	XDHZZ		A4942	8355490	...NUT	3
9	XDHZZ		A4942	5748030	...PIN	1
10	XDHZZ		A4942	8650002	...BUSHING	2
11	XDHZZ		A4942	8280590	...SCREW	2
12	XDHZZ		A4942	5463280	...WASHER	2
13	XDHZZ		A4942	5763180	...PIN	1
14	XDHZZ		A4942	5761110	...PIN	1
15	XDHZZ		A4942	8520790	...WASHER	2
16	XDHZZ		A4942	8243690	...SCREW	1
17	XDHZZ		A4942	5718100	...FOLDEN SUPPORT	1
18	XDHZZ		A4942	5748150	...BUSHING	2
19	XDHZZ		A4942	8242500	...SCREW	2
20	XDHZZ		A4942	5763000	...EXTENSION CYL ASSY	1
21	XDHZZ		A4942	5740071	...2ND BOOM	1
22	XDHZZ		A4942	8548852	...WASHER	3
23	XDHZZ		A4942	8625450	...RING NUT	3
24	XDHZZ		A4942	5730032	...1ST BOOM	1
25	XDHZZ		A4942	5761130	...CYLINDER ASSY	1
26	XDHZZ		A4942	8548853	...WASHER	1
27	XDHZZ		A4942	8625465	...RING NUT	1
					END OF FIGURE	

**UNIT, DIRECT SUPPORT, AND GENERAL SUPPORT MAINTENANCE
FOR LANDING CRAFT MECHANIZED (LCM-8) (ALL VESSELS WITH MOD 2 APPLICATION)**

CONTROL BANK

REPAIR PARTS LIST

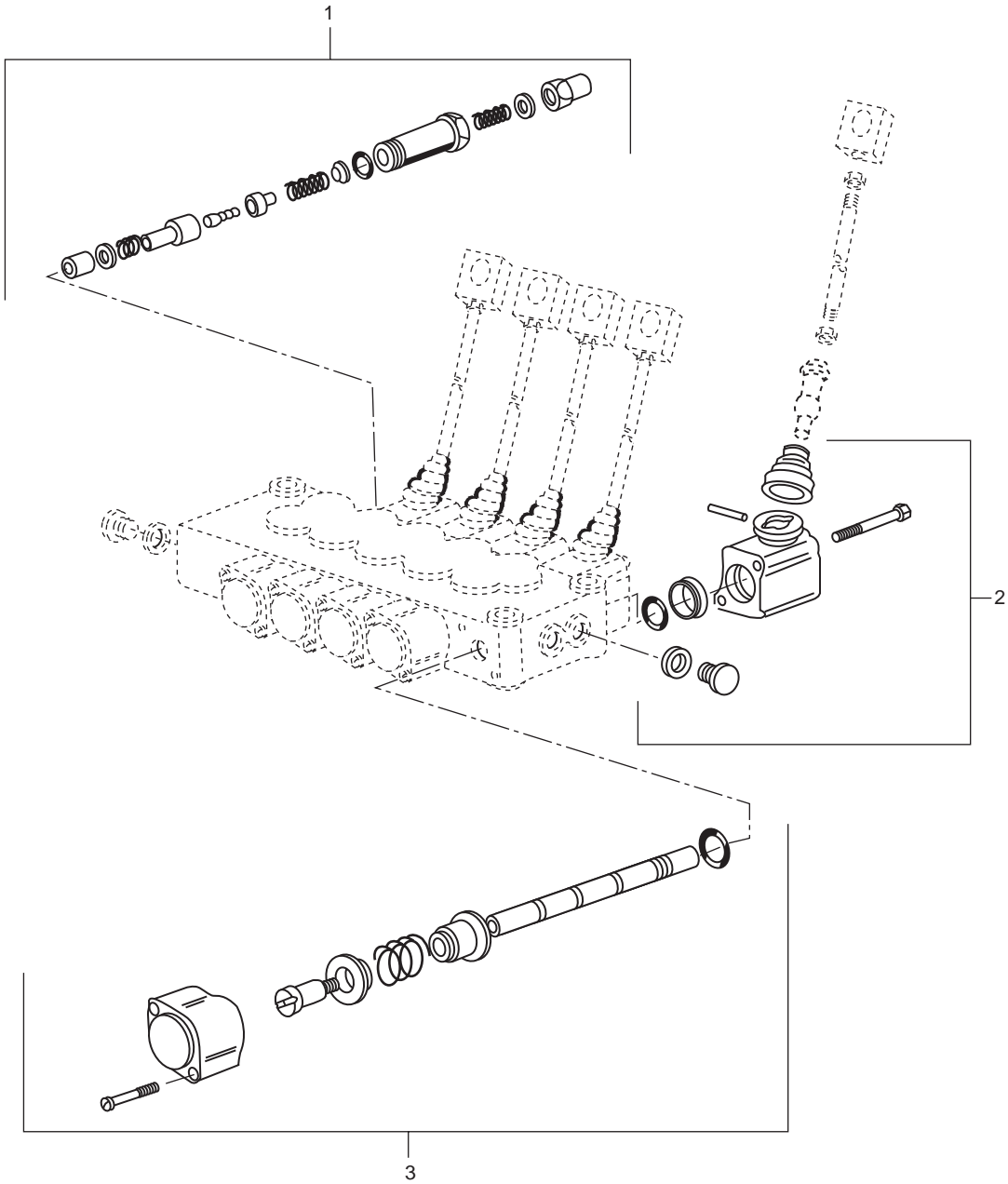


Figure 103. Control Bank

(1)	(2)	(3)	(4)	(5)	(6)	(7)
ITEM NO.	SMR CODE	NSN	CAGEC	PART NUMBER	DESCRIPTION AND USABLE ON CODE (UOC)	QTY
					GROUP 051305	
					FIG. 103 CONTROL BANK	
1	XDFZZ		A4942	8990839	...VALVE, MAX DIRECTION	1
2	XDFZZ		A4942	8990853	...LEVER, CONTROL	5
3	XDFZZ		A4942	8990853A	...ROD RETURN ASSY	5
					END OF FIGURE	

**UNIT, DIRECT SUPPORT, AND GENERAL SUPPORT MAINTENANCE
FOR LANDING CRAFT MECHANIZED (LCM-8) (ALL VESSELS WITH MOD 2 APPLICATION)**

CATHODIC PROTECTION (ANODES)

REPAIR PARTS LIST

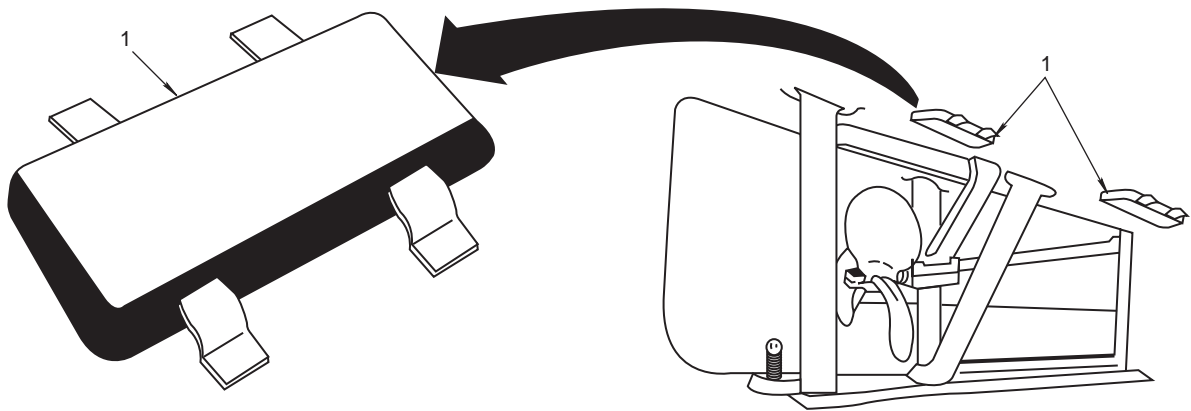


Figure 104. Cathodic Protection (Anodes)

(1) ITEM NO.	(2) SMR CODE	(3) NSN	(4) CAGEC	(5) PART NUMBER	(6) DESCRIPTION AND USABLE ON CODE (UOC)	(7) QTY
					GROUP 0601	
					FIG. 104 CATHODIC PROTECTION (ANODES)	
1	PAHZZ	5342-00-134-8131	98042	MMC42M13	.ANODE,CORROSION PRE	7
END OF FIGURE						

UNIT, DIRECT SUPPORT, AND GENERAL SUPPORT MAINTENANCE
FOR LANDING CRAFT MECHANIZED (LCM-8) (ALL VESSELS WITH MOD 2 APPLICATION)

ACCOMODATION MODULE, WINDOWS, FURNISHINGS

REPAIR PARTS LIST

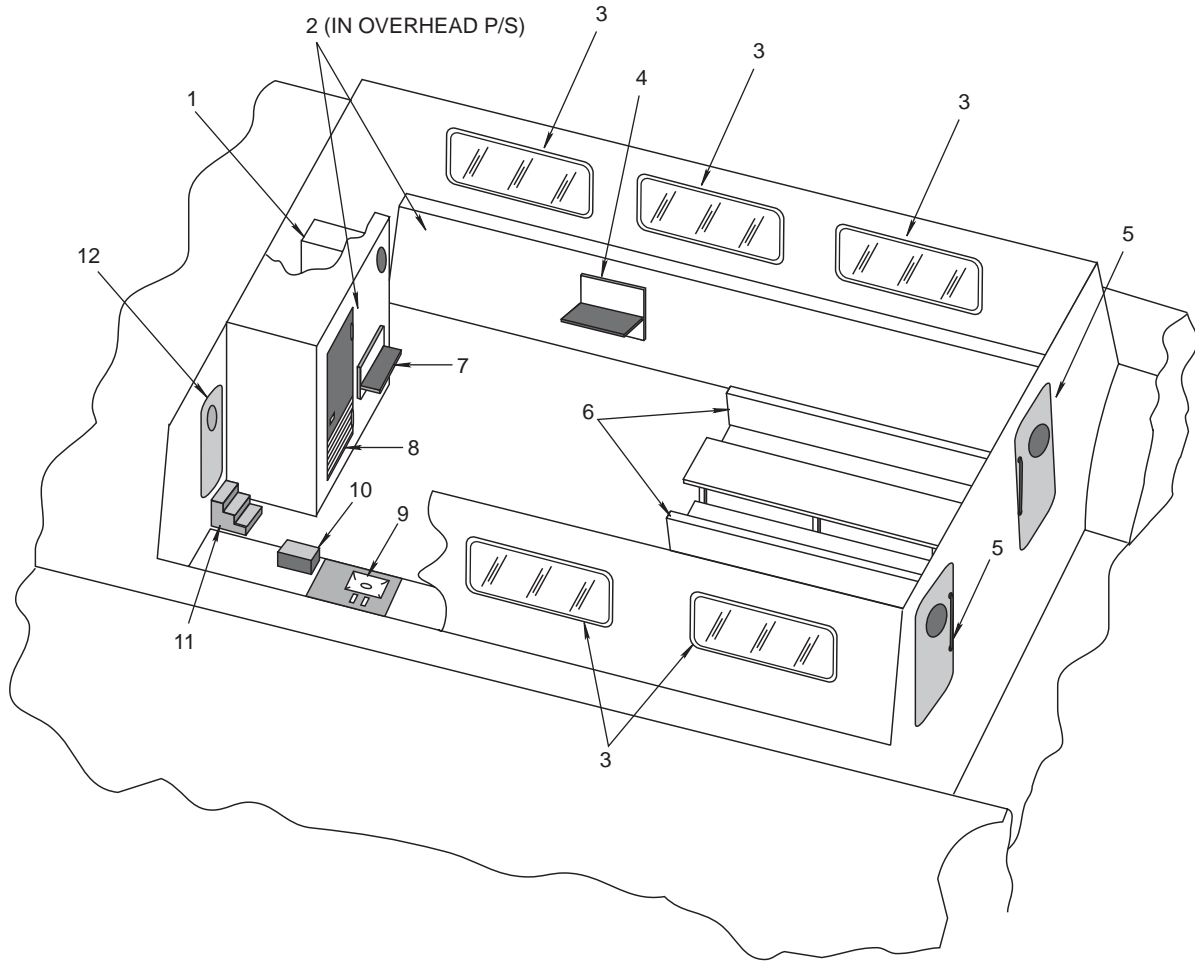


Figure 105. Accomodation Module, Windows and Furnishings

(1)	(2)	(3)	(4)	(5)	(6)	(7)
ITEM NO.	SMR CODE	NSN	CAGEC	PART NUMBER	DESCRIPTION AND USABLE ON CODE (UOC)	QTY
					GROUP 0602	
					FIG. 105 ACCOMODATION MODULE WINDOWS, FURNISHINGS	
1	XDOZZ		97946	C238A	..CABINET, FILING TYPE II STEEL.....	1
2	XDOZZ		00XC0	WM142911	..VENTILATOR, MUSHROOM 4", STAINLESS.....	2
3	XCOZZ		19099	LCM82-95-168-001 PC4	..WINDOW, STATIONARY ACCOM MDL.,37.5" X13.5"X3"	6
4	XDOZZ		97946	D342	..DESK, CHART/LOG 46"X26"D	1
5	XDOZZ		80064	805-1400061-MOD	..DOOR, WATER TIGHT 48"X30" X8"RAD,6 DOG,W/10" GLAZING	2
6	MDOZZ		19099	LCM82-95-160-007	..ACCOMODATION BENCHS EAT AND TABLE ASSEMBLIES	1
7	XDOZZ		97946	D304	..DESK,WALL HUNG 44"WX22"H, FABRICATED ALUMINUM	1
8	XDOZZ		U0898	TYPEB15	..DOOR,TOILET 450X1700X33MM, WC INDICATOR, W/FITTED VENT	1
9	XDOZZ		00XC0	WM248021	..SINK, RECTANGULAR 46"X26"D	1
10	XDOZZ		39428	4496T31	..OVEN, MICROWAVE 120V, STAINLESS STEEL, 800WATT	1
11	MDOZZ		19099	LCM82-95-160-009	..STEPS, ACCESS ACCOMODATION	1
12	XDOZZ		U2905	SERIES250,STYLE3 R,66"X24"X4"	..DOOR,WEATHER TIGHT	1
					END OF FIGURE	

**UNIT, DIRECT SUPPORT, AND GENERAL SUPPORT MAINTENANCE
FOR LANDING CRAFT MECHANIZED (LCM-8) (ALL VESSELS WITH MOD 2 APPLICATION)**

SPECIAL TOOLS LIST

Special Tools List: Not Applicable

**UNIT, DIRECT SUPPORT, AND GENERAL SUPPORT MAINTENANCE
FOR LANDING CRAFT MECHANIZED (LCM-8) (ALL VESSELS WITH MOD 2 APPLICATION)**

NATIONAL STOCK NUMBER INDEX

NATIONAL STOCK NUMBER INDEX

STOCK NUMBER	FIG.	ITEM	STOCK NUMBER	FIG.	ITEM
5331-00-003-0642	92	12	4330-00-073-0371	84	13
5342-00-003-4075	77	17	5310-00-077-0058	85	3
5306-00-003-4115	48	7	2990-00-078-2617	14	1
3120-00-003-9416	8	4	2990-00-078-2618	14	2
4730-00-004-0732	75	57	2990-00-078-8854	14	10
4730-00-004-0732	75	59	2990-00-078-8854	14	17
5305-00-004-1579	90	2	2990-00-078-8866	14	14
5305-00-004-1589	17	22	5330-00-079-2113	48	2
5305-00-004-1590	13	48	2940-00-084-6911	15	24
5310-00-005-6231	89	1	2940-00-084-6911	15	31
2990-00-005-7652	15	27	5935-00-086-8922	44	2
5305-00-007-6064	96	25	5360-00-089-4450	95	34
5305-00-012-1012	13	36	4320-00-094-1950	76	15
5325-00-012-1027	13	15	3110-00-100-6153	13	19
5310-00-016-9892	13	9	3110-00-100-6153	13	30
5310-00-016-9892	13	13	3110-00-100-6153	13	33
5306-00-018-7715	13	4	3110-00-100-6153	18	27
4730-00-018-9566	95	25	3110-00-100-6164	18	13
5305-00-021-3806	23	12	3110-00-100-6164	18	19
5305-00-042-6883	3	6	3110-00-108-9247	76	6
4730-00-044-4587	12	53	2030-00-110-3446	81	1
6685-00-045-3211	12	15	2030-00-113-9454	89	23
4730-00-050-4203	96	20	2030-00-113-9457	89	
5305-00-050-9233	9	5	2030-00-113-9458	89	10
5331-00-052-1853	13	28	2030-00-113-9467	79	7
5331-00-052-1853	17	24	2030-00-113-9468	79	21
5330-00-052-1893	13	3	2030-00-113-9469	78	1
5305-00-052-6862	23	25	2030-00-113-9469	78	6
4730-00-052-8502	75	38	2030-00-113-9470	78	
5330-00-054-4946	67	3	2030-00-113-9473	77	13
5305-00-054-6672	43	6	2030-00-113-9477	77	1
5305-00-054-6672	43	15	4320-00-115-0133	17	1
5305-00-054-6672	43	29	2040-00-115-3708	85	21
5305-00-054-6672	43	41	2040-00-115-3709	85	19
5305-00-054-6672	43	46	4320-00-115-8804	91	
5305-00-054-6672	43	55	4320-00-115-8806	88	1
6680-00-058-1530	20	1	5310-00-118-6314	88	7
5315-00-059-0491	89	37	5325-00-119-4777	78	2
2030-00-059-6596	77	3	3040-00-121-0132	94	13
2030-00-059-6599	77	4	4730-00-124-5647	12	20
5325-00-059-6606	77	10	3120-00-126-5783	13	42
5330-00-059-6607	77	21	5315-00-129-6499	79	10
5340-00-061-8864	18	2	4730-00-134-4222	62	44
5360-00-067-9493	82	5	5342-00-134-8131	104	1
5305-00-068-0502	84	1	5305-00-135-5126	14	12
6685-00-068-2699	95	26	5305-00-135-5126	14	19
5331-00-068-8182	77	14	5310-00-136-1515	14	11
5305-00-071-1324	7	2	5310-00-136-1515	14	18
5305-00-071-1788	93	5	4330-00-136-5066	9	33

NATIONAL STOCK NUMBER INDEX (continued)

STOCK NUMBER	FIG.	ITEM	STOCK NUMBER	FIG.	ITEM
3930-00-140-3875	15	8	3110-00-236-3695	17	27
3930-00-140-3875	9	8	5330-00-236-3759	66	1
2520-00-141-3171	84	9	5315-00-236-8382	22	16
4730-00-142-2793	67	2	6685-00-241-1042	7	6
5305-00-143-1773	1	19	3040-00-241-4429	17	13
5930-00-146-8583	9	13	5315-00-241-7332	96	23
6240-00-152-2996	36	26	5315-00-241-7332	96	38
6240-00-155-8651	36	18	4730-00-244-9864	17	23
6240-00-155-8651	36	22	5310-00-245-3615	47	14
6240-00-155-8693	36	8	5331-00-245-9357	76	1
6240-00-155-8693	36	10	5331-00-245-9555	77	9
6240-00-155-8693	36	14	5330-00-250-5705	13	52
5330-00-171-6755	93	9	4730-00-252-6806	47	3
4730-00-172-0040	96	8	5305-00-253-5614	82	1
5310-00-184-8970	19	3	5305-00-253-5614	8	7
4030-00-185-0476	96	31	5305-00-253-7863	77	18
5330-00-186-4935	7	15	4820-00-258-1546	62	57
4730-00-187-0840	87	1	5930-00-258-5502	5	4
4730-00-189-2602	87	14	4030-00-262-1791	1	5
5310-00-189-8471	85	10	4730-00-263-5266	75	7
6140-00-190-9828	26	1	4730-00-263-5266	75	13
5325-00-193-1321	15	5	4730-00-263-5266	75	60
5325-00-193-1321	9	5	5325-00-264-7693	18	5
4730-00-196-1504	20	4	4820-00-274-3711	24	31
4730-00-196-1536	24	25	5331-00-276-1930	76	10
4730-00-196-2002	24	33	3110-00-277-3242	93	11
4730-00-197-1595	22	1	4710-00-277-5466	12	1
4720-00-199-7806	64	6	4710-00-277-5466	12	62
4730-00-201-3243	96	4	4710-00-277-5466	4	15
4730-00-202-8469	12	21	4710-00-277-5466	62	59
4730-00-204-3392	24	27	4720-00-277-5507	75	11
5305-00-206-3694	19	1	4710-00-277-6069	19	17
5310-00-209-0965	93	6	4710-00-277-6069	47	8
5330-00-218-2311	63	43	4730-00-278-3724	75	45
4730-00-222-1844	62	26	4730-00-278-3724	84	6
4010-00-222-4482	74	3	4730-00-278-3862	7	34
6350-00-224-4945	4	1	3120-00-288-5055	22	20
2520-00-225-7212	15	6	4730-00-288-9773	75	47
2520-00-225-7212	95	6	4730-00-289-2825	75	28
5306-00-226-4833	14	23	4730-00-289-2825	75	80
4820-00-227-0169	62	40	5315-00-291-7216	85	2
3110-00-227-3237	13	8	3110-00-293-8320	17	7
3110-00-227-3237	17	19	6210-00-295-2838	36	9
3110-00-227-3241	13	12	6210-00-295-2838	36	13
5365-00-227-8342	94	15	6210-00-295-2838	3	27
5365-00-227-8343	94	3	5930-00-296-7318	33	12
5365-00-227-8350	94	53	5920-00-318-3600	32	4
3040-00-229-9000	92	11	3020-00-318-7425	74	2
2040-00-229-9002	92	16	4720-00-322-8803	19	9
5340-00-229-9090	96	5	5331-00-354-6509	79	13
5365-00-235-2528	17	9	6250-00-362-2154	36	3
5365-00-235-2536	17	18	5310-00-367-1799	63	48
5310-00-235-2585	1	14	4730-00-374-6950	64	20
5360-00-235-5937	90	5	4720-00-374-7640	96	42

NATIONAL STOCK NUMBER INDEX (continued)

STOCK NUMBER	FIG.	ITEM	STOCK NUMBER	FIG.	ITEM
2815-00-389-6060	22	5	4730-00-477-6116	95	9
4730-00-393-7218	62	69	5330-00-477-6117	15	10
6210-00-399-7028	36	7	5330-00-477-6117	95	10
5306-00-400-5561	79	23	2930-00-477-6735	20	7
5330-00-401-0864	13	50	5310-00-477-6768	62	5
5310-00-402-0187	76	25	4730-00-477-6802	24	1
4730-00-403-9621	18	23	5310-00-481-6481	94	7
5315-00-406-2208	76	14	5325-00-489-0979	76	5
4320-00-407-6645	91	3	4820-00-489-5807	89	18
5360-00-407-6650	91	9	5340-00-491-1672	89	24
5310-00-407-9566	17	4	6210-00-495-6695	5	9
5310-00-407-9566	17	21	5920-00-504-8634	31	3
2040-00-409-0066	19	2	4730-00-517-8062	96	34
2040-00-409-0070	85	13	5930-00-522-5646	5	3
4820-00-410-1946	83	1	3030-00-528-7921	27	3
5325-00-410-4689	63	33	4820-00-535-6483	14	4
5310-00-414-5226	48	1	2040-00-540-5002	1	15
4710-00-420-4458	78	7	4730-00-542-5144	47	7
5365-00-420-4472	79	19	4730-00-542-5145	47	19
3040-00-420-4537	48	11	4730-00-542-5164	19	11
2040-00-430-3389	1	28	4730-00-542-5375	47	10
5310-00-431-8884	13	1	4730-00-542-5598	75	9
4820-00-433-3162	12	4	4730-00-542-5598	75	67
4730-00-434-2577	12	42	5306-00-543-4405	47	12
4730-00-434-3540	12	50	6210-00-548-0428	36	2
5306-00-437-4475	22	6	6210-00-548-0428	36	11
3110-00-439-2579	78	4	3110-00-554-5611	17	12
5331-00-440-4898	18	14	4820-00-554-7951	80	1
5331-00-441-3114	89	6	5331-00-562-1073	89	27
5340-00-450-6012	89	16	5305-00-576-5417	22	19
5305-00-450-7499	89	14	5331-00-579-7914	82	9
3040-00-453-5330	6	7	3120-00-580-1561	66	2
5305-00-456-7065	94	8	5305-00-582-5807	82	6
5330-00-457-6912	93	22	5331-00-584-0263	89	9
5360-00-458-2051	89	7	2920-00-587-1508	17	8
5306-00-458-2059	8	14	5930-00-589-5269	5	6
5331-00-458-2084	93	16	5331-00-599-3072	67	4
5331-00-458-2087	82	4	4420-00-600-5437	21	6
5930-00-458-7220	24	60	3110-00-601-0816	17	28
4320-00-459-6426	88	5	5310-00-614-3506	3	7
5360-00-459-9985	89	17	5930-00-615-7889	5	2
5365-00-461-5846	94	12	5930-00-615-7889	31	6
4320-00-462-2147	9	24	5315-00-616-5523	78	5
4320-00-462-2151	93	17	5310-00-619-5813	85	16
4320-00-462-2153	88	12	5305-00-621-5248	91	11
4820-00-462-2154	90	6	4820-00-623-9736	90	1
4820-00-462-2166	82	18	6210-00-635-1969	31	7
6685-00-463-3399	7	4	4730-00-640-5479	24	16
6685-00-463-3399	7	5	6240-00-643-4532	31	4
5315-00-463-5224	63	40	5360-00-646-6439	17	15
3120-00-463-5582	85	6	2990-00-646-6796	17	16
4210-00-473-5975	74	1	5930-00-655-1575	5	1
2590-00-477-6115	15	7	5930-00-655-1575	31	5
2590-00-477-6115	95	7	5310-00-655-9908	1	24
4730-00-477-6116	15	9	5310-00-656-0114	23	3

NATIONAL STOCK NUMBER INDEX (continued)

STOCK NUMBER	FIG.	ITEM	STOCK NUMBER	FIG.	ITEM
1450-00-677-6022	74	4	5305-00-702-4523	95	2
4320-00-684-7192	1	1	2040-00-705-9249	22	3
4730-00-684-7441	75	31	3110-00-708-3626	77	22
3110-00-689-7115	69	2	5330-00-708-3628	77	11
5305-00-701-5118	1	21	2530-00-716-7950	79	8
4730-00-701-9364	89	11	2530-00-716-7969	79	16
5305-00-702-4523	15	2	4730-00-813-9611	12	24
5305-00-702-4523	95	2	5330-00-815-2946	82	19
2040-00-705-9249	22	3	5306-00-815-2955	17	5
3110-00-708-3626	77	22	3120-00-815-9644	18	29
5330-00-708-3628	77	11	4320-00-820-6649	18	28
2530-00-716-7950	79	8	5310-00-820-6653	17	3
2530-00-716-7969	79	16	5330-00-824-4370	88	6
5305-00-717-5467	23	11	4320-00-825-0746	1	3
5305-00-719-4995	53	2	5330-00-825-3280	77	8
5305-00-719-4995	56	2	5315-00-825-3496	18	6
5935-00-720-0527	44	1	4730-00-826-4932	13	38
4730-00-722-3591	62	39	2040-00-826-6001	48	6
5305-00-724-5820	82	24	5305-00-827-7611	18	25
5305-00-724-6798	77	6	5342-00-827-7615	13	27
5305-00-724-7210	82	3	5342-00-827-7618	13	16
5305-00-727-6804	23	2	5342-00-827-7618	13	21
5305-00-727-8822	85	28	5330-00-828-9790	1	21
5315-00-732-0578	88	8	5330-00-828-9791	18	15
5310-00-734-1739	96	6	5330-00-829-0367	14	16
5331-00-584-0263	89	9	5331-00-829-1651	18	11
2920-00-587-1508	17	8	5331-00-829-1653	18	16
5930-00-589-5269	5	6	5331-00-829-2858	18	20
5331-00-599-3072	67	4	5331-00-829-2861	18	24
4420-00-600-5437	21	6	3950-00-832-0161	94	42
3110-00-601-0816	17	28	3950-00-832-0162	94	50
5310-00-614-3506	3	7	2990-00-832-0167	17	17
5930-00-615-7889	5	2	5315-00-832-1840	96	10
5930-00-615-7889	31	6	5315-00-832-1841	96	3
5315-00-616-5523	78	5	6625-00-832-8408	6	5
5310-00-619-5813	85	16	4820-00-833-3035	13	20
5305-00-621-5248	91	11	4820-00-833-3035	13	32
4820-00-623-9736	90	1	5360-00-833-3648	89	22
6210-00-635-1969	31	7	5306-00-835-2068	79	2
4730-00-640-5479	24	16	5306-00-835-6064	78	8
6240-00-643-4532	31	4	5330-00-836-3826	18	9
5360-00-646-6439	17	15	3110-00-837-1286	79	5
2990-00-646-6796	17	16	5340-00-838-2622	88	2
5930-00-655-1575	5	1	5315-00-839-2594	76	8
5930-00-655-1575	31	5	5310-00-842-1699	19	4
5310-00-655-9908	1	24	4730-00-842-2202	75	2
5310-00-656-0114	23	3	5315-00-842-3044	89	28
1450-00-677-6022	74	4	5315-00-842-3044	89	42
4320-00-684-7192	18	1	5310-00-843-3496	95	32
4730-00-684-7441	75	31	2990-00-844-2379	17	
3110-00-689-7115	69	2	3040-00-848-1849	79	18
5305-00-701-5118	1	21	4820-00-848-3371	79	12
4730-00-701-9364	89	11	5310-00-850-1611	85	17
5305-00-702-4523	15	2	5330-00-854-1603	79	1

NATIONAL STOCK NUMBER INDEX (continued)

STOCK NUMBER	FIG.	ITEM	STOCK NUMBER	FIG.	ITEM
5305-00-855-0957	6	2	5310-00-913-8881	23	9
5305-00-855-0957	7	7	5330-00-917-0876	83	3
3020-00-856-8868	18	31	2910-00-922-0270	8	11
5330-00-861-0526	89	36	2910-00-922-0270	8	14
4820-00-864-4546	12	67	2990-00-922-0274	8	1
4320-00-864-6236	13		5330-00-923-5916	92	7
5330-00-866-5129	76	4	5305-00-923-8268	85	8
5325-00-868-9569	88	11	5310-00-924-5897	23	23
3110-00-869-4649	94	24	5330-00-926-0121	92	14
5895-00-879-0211	41	3	5310-00-926-5875	96	2
4730-00-879-5398	75	53	5330-00-929-8730	48	4
5310-00-880-5977	89	29	5360-00-932-1015	13	18
5310-00-880-7744	13	47	5360-00-932-1016	13	41
3110-00-883-5413	76	3	5360-00-932-1017	13	29
5310-00-883-9384	9	6	5360-00-932-1872	13	35
5330-00-883-9463	14	20	5310-00-933-8120	9	8
5310-00-886-3069	89	38	5310-00-933-8122	10	25
5340-00-888-8146	91	1	5310-00-933-8122	10	32
4730-00-890-4983	12	51	5310-00-933-8122	11	21
4820-00-891-5998	79	14	5310-00-933-8122	11	28
3110-00-897-2556	13	43	5310-00-933-8778	23	7
5330-00-897-2625	17	32	4820-00-934-9546	13	34
5330-00-897-2626	17	10	4820-00-934-9547	13	40
5330-00-897-2641	15	22	4320-00-934-9548	13	14
5330-00-897-2641	15	29	5310-00-934-9759	43	3
2990-00-897-2649	17	31	5310-00-934-9759	43	12
5340-00-897-2655	18	7	5310-00-934-9759	43	28
4820-00-897-2656	18	17	5310-00-934-9759	43	40
5325-00-897-2661	18	30	5310-00-934-9759	43	50
5325-00-897-2662	17	11	5310-00-934-9759	43	59
5330-00-897-2665	13	24	5310-00-934-9760	9	9
5330-00-897-2665	13	26	5331-00-935-6018	89	21
5330-00-897-2666	18	10	5310-00-937-0453	85	7
5330-00-897-2667	18	8	5310-00-937-0454	23	24
5360-00-897-2679	18	12	5315-00-937-3013	76	22
5360-00-897-2679	18	18	2815-00-938-5760	24	72
5360-00-897-2682	15	25	3040-00-938-9308	13	11
5360-00-897-2682	15	32	4730-00-938-9310	13	6
2590-00-900-6419	79	3	4820-00-938-9311	13	37
3930-00-900-6516	79	20	4730-00-939-6247	24	10
5310-00-902-0323	22	10	5305-00-944-8294	2	3
2815-00-906-1591	15	20	5305-00-948-0667	23	26
4730-00-908-3193	19	15	5305-00-949-9194	85	22
4730-00-908-3193	21	30	5310-00-950-1309	96	37
4730-00-908-3193	47	22	5360-00-953-5204	76	20
4730-00-908-3193	62	34	4730-00-954-1281	13	44
4730-00-908-3194	19	8	4730-00-958-0383	87	36
4730-00-908-6292	21	14	4820-00-960-3847	14	3
4730-00-908-6292	62	18	4820-00-960-9329	76	19
4730-00-908-6293	19	6	5331-00-970-4139	13	17
4730-00-909-8627	24	21	5331-00-970-4139	13	22
4730-00-909-8627	47	5	5330-00-970-4173	13	7
5310-00-912-4347	77	5	5331-00-970-4175	13	25
5310-00-913-5475	85	11	3040-00-972-2027	18	4

NATIONAL STOCK NUMBER INDEX (continued)

STOCK NUMBER	FIG.	ITEM	STOCK NUMBER	FIG.	ITEM
4730-00-972-5789	96	44	5330-01-065-6376	94	38
5985-00-974-5834	42	3	5330-01-067-8570	94	16
5310-00-974-6623	47	13	5310-01-067-9589	43	4
2990-00-974-7254	14	15	5310-01-067-9589	43	13
5330-00-982-0562	92	13	5310-01-067-9589	43	27
5330-00-982-0660	92	9	5310-01-067-9589	43	39
5315-00-982-1914	1	6	5310-01-067-9589	43	47
5315-00-982-1914	1	8	5310-01-067-9589	43	56
5310-00-982-6803	48	8	5325-01-069-4975	94	25
5310-00-982-6810	22	7	5315-01-069-5136	94	58
5305-00-983-5346	82	20	3110-01-069-9318	94	18
5305-00-983-6622	82	15	3040-01-069-9351	10	31
5310-00-984-7042	23	10	3040-01-069-9351	11	27
5930-00-986-0755	5	8	4320-01-069-9790	63	37
4320-00-986-7591	76	12	3110-01-070-0087	94	1
4320-00-986-7592	76	11	4730-01-070-0581	12	5
5360-00-986-7595	76	16	5330-01-070-4849	94	4
5342-00-987-2542	76	9	4820-01-073-0230	62	30
5305-00-988-7840	47	31	5331-01-073-1219	95	30
5305-00-989-0851	76	21	5330-01-073-1220	95	36
5310-00-989-5945	96	1	5342-01-073-9907	14	21
2805-00-995-8527	13	23	2010-01-074-0804	22	22
4320-00-995-8530	13	31	4720-01-088-5462	19	7
4730-00-999-8582	75	6	4720-01-088-5462	19	16
4730-00-999-8582	75	16	5310-01-089-0538	63	30
4730-00-999-8582	75	20	4820-01-092-3474	49	19
4730-00-999-8582	75	58	2990-01-103-6649	23	1
5330-01-009-7034	89	3	6620-01-106-3553	6	7
5330-01-009-7531	89	5	5975-01-108-7049	10	19
6210-01-010-2522	5	10	5975-01-108-7049	11	15
4730-01-011-4427	93	3	5325-01-109-1951	94	48
5331-01-011-7922	93	19	4730-01-113-1790	75	23
4730-01-012-9916	12	27	2040-01-115-3703	48	5
2010-01-015-3148	10	16	4730-01-115-3705	48	
2010-01-015-3148	11	2	2910-01-120-8961	25	9
5330-01-015-8748	93	27	4730-01-124-7765	47	27
5310-01-019-2042	94	6	2090-99-125-3919	4	3
5365-01-019-2045	93	20	6220-01-131-8074	43	19
5365-01-019-2047	93	26	6220-01-131-9996	43	1
9320-01-020-3543	9	7	6220-01-131-9997	43	31
5310-01-021-2634	93	30	4730-01-139-1653	12	57
5330-01-022-8881	94	2	4730-01-139-1653	24	70
5330-01-022-8881	94	51	4730-01-142-2249	12	49
5330-01-024-2331	76	24	4320-01-143-5441	91	7
5305-01-025-4366	15	17	2040-01-143-6909	92	17
5305-01-025-4366	95	12	2840-01-144-7896	92	8
5330-01-046-1990	25	5	2040-01-145-4496	45	30
4330-01-046-3399	25	6	3040-01-145-6105	10	24
4730-01-048-9897	21	4	3040-01-145-6105	11	20
4730-01-050-5757	75	52	5310-01-146-1663	95	27
4330-01-051-9419	25	1	4820-01-147-1090	95	24
5985-01-052-1272	42	1	5331-01-147-1137	94	11
6620-01-058-2409	6	6	4330-01-147-2233	84	11
5330-01-065-6376	94	31	4820-01-147-2753	95	28

NATIONAL STOCK NUMBER INDEX (continued)

STOCK NUMBER	FIG.	ITEM	STOCK NUMBER	FIG.	ITEM
3120-01-147-3998	94	5	6145-01-205-3647	26	4
5340-01-147-4011	95	21	6220-01-206-1014	43	2
5331-01-147-4847	90	4	6220-01-206-1014	43	11
5331-01-147-4849	91	15	6220-01-206-1014	43	45
5305-01-147-5089	95	20	6220-01-206-1014	43	54
5305-01-147-5106	93	4	2090-01-207-7231	62	66
5330-01-147-6003	25	3	5331-01-207-7233	62	68
5340-01-147-8142	8	6	6230-01-207-7306	45	1
5315-01-148-9602	93	21	2990-01-209-3535	15	26
5365-01-150-3982	95	23	2990-01-209-3536	15	21
4730-01-152-3497	82	13	6220-01-211-0942	43	21
4330-01-153-1491	25	2	6220-01-211-0942	43	33
4330-01-154-1161	25	8	9905-01-213-0488	17	26
2940-01-154-3503	25	7	5325-01-213-6971	43	30
4820-01-155-0209	25	11	5325-01-213-6971	43	42
6240-01-157-5114	36	5	5331-01-214-5090	25	10
5340-01-160-8128	25	4	5331-01-215-4802	93	23
1650-01-162-6427	14	7	4730-01-216-1066	24	62
3950-01-163-2777	14		6230-01-222-1462	45	
6210-01-163-7083	36	6	5306-01-223-3507	45	12
5305-01-165-5574	25	12	4820-01-224-5342	12	31
4320-01-168-0638	88	1	3110-01-227-6483	63	34
6240-01-170-0702	43	7	3990-01-228-0216	96	32
6240-01-170-0702	43	16	3040-01-228-8959	88	9
6240-01-170-0702	43	22	4730-01-229-1125	62	71
6240-01-170-0702	43	34	5310-01-229-6254	13	5
6240-01-170-0702	43	44	4710-01-230-0645	24	7
6240-01-170-0702	43	53	4710-01-230-0645	24	36
5315-01-171-7949	91	5	5310-01-230-0650	45	3
3110-01-172-1804	91	8	5310-01-230-0650	45	7
4730-01-173-4168	91	6	4330-01-230-8895	91	14
4730-01-182-1389	12	32	6625-01-235-8764	32	2
4730-01-184-0094	12	9	5342-01-244-5810	73	6
6220-12-191-2478	43	52	4730-01-248-1527	62	70
6220-12-191-2479	43	43	4730-01-251-4656	12	3
6220-12-191-2480	43	10	4320-01-257-0711	76	2
6220-01-191-7643	43	25	4320-01-257-2417	76	13
6220-01-191-7643	43	37	5315-01-259-0313	3	5
6250-01-192-0432	43	8	5935-01-260-9592	39	3
6250-01-192-0432	43	17	2590-01-261-0261	10	17
6250-01-192-0432	43	23	2590-01-261-0261	11	13
6250-01-192-0432	43	35	5315-01-261-1587	17	30
6250-01-192-0433	43	48	2530-01-261-4158	76	
6250-01-192-0433	43	57	5950-01-261-4883	34	1
5330-01-195-5629	43	24	4320-01-273-2469	58	1
5330-01-195-5629	43	36	4320-01-274-9439	91	16
4730-01-196-5217	12	63	4820-01-276-8643	12	33
6625-01-199-2618	32	3	4720-01-280-2306	64	19
4320-01-202-5617	66		2040-01-287-0757	10	12
5935-01-202-5994	86	3	2040-01-287-0757	11	1
5310-01-202-6787	43	9	4730-01-297-0222	67	27
5310-01-202-6787	43	18	5325-01-297-7467	94	54
5310-01-202-6787	43	51	6680-01-300-4814	15	11
5310-01-202-6787	43	60	6680-01-300-4814	95	11

NATIONAL STOCK NUMBER INDEX (continued)

STOCK NUMBER	FIG.	ITEM	STOCK NUMBER	FIG.	ITEM
4810-01-300-5229	16	1	2530-01-394-0263	94	39
4210-01-303-9237	74	7	5825-01-395-3513	37	1
5331-01-308-7360	94	43	5830-01-397-7557	41	11
5985-01-308-8988	42	4	5355-01-399-0132	9	4
5310-01-309-3745	22	14	5925-01-400-0820	30	3
5342-01-310-0587	21	12	5925-01-400-0820	33	3
2990-01-312-9171	10	22	5925-01-400-0820	33	9
2990-01-312-9171	11	18	5310-01-411-0123	94	36
6320-01-315-4185	86	9	5330-01-411-0138	94	14
5930-01-315-8942	39	2	5306-01-416-2999	94	35
4730-01-326-6277	87	10	5305-01-423-5367	1	27
6110-01-328-0228	73	5	5305-01-423-5367	1	29
4820-01-328-1325	24	13	6210-01-430-8893	43	20
4820-01-328-1325	24	32	4330-01-432-4433	95	35
5307-01-328-3754	77	2	4930-01-435-9391	24	49
5305-01-328-4230	88	4	4930-01-435-9391	25	13
5305-01-328-4231	17	25	4320-01-437-1412	67	5
5340-01-328-7593	96	12	6350-01-438-7198	39	1
5310-01-329-3955	48	9	4330-01-438-7674	25	14
5330-01-332-4113	69	5	6130-01-440-4590	29	1
5330-01-332-4114	69	3	5315-01-440-6784	94	59
5305-01-333-6400	85	18	4330-01-441-0909	84	4
4320-01-340-0337	67		6140-01-446-9498	26	6
7025-01-341-5929	41	9	6120-01-447-7319	32	9
5925-01-342-8902	30	6	1680-01-449-9687	4	
5925-01-342-8902	33	7	2090-01-449-9689	4	4
5961-01-343-2307	32	1	1680-01-449-9692	4	1
5331-01-345-2323	93	10	1680-01-449-9695	4	2
5331-01-345-2323	94	65	4320-01-463-3994	63	1
5315-01-345-4551	93	13	4320-01-463-4868	63	41
4030-01-345-4553	96	26	4320-01-463-4876	63	39
5331-01-346-1474	77	19	5961-01-464-0883	32	8
2010-01-347-6850	22		4730-01-469-7707	75	24
2010-01-347-6850	22	12	7025-01-471-0268	41	4
6680-01-349-6669	15	16	5825-01-471-0269	40	3
6680-01-349-6669	95	15	5825-01-471-0269	41	2
5305-01-353-1788	48	12	2040-01-471-0661	21	26
4730-01-354-2717	15	13	5985-01-471-7205	42	5
4730-01-354-2717	95	16	5820-01-471-7798	41	6
6130-01-358-1181	32	5	7025-01-471-7799	41	5
5961-01-366-1048	32	7	6680-01-480-1286	15	14
5330-01-373-3649	25	15	6680-01-480-1286	95	18
3040-01-375-1663	13	54	4730-01-491-8810	21	10
4730-01-375-5437	12	43	4730-01-491-8810	21	29
4730-01-375-5439	12	18	5925-01-492-0838	30	2
4730-01-375-5439	24	71	5925-01-492-0838	30	14
2010-01-375-7343	22	21	5310-01-497-7828	53	6
4730-01-376-8933	12	61	5310-01-497-7828	56	6
5315-01-379-0017	22	8	6115-01-499-1262	27	1
5310-01-382-4068	53	5	5331-01-504-3655	66	5
5310-01-382-4068	56	5	5920-99-537-5165	30	18
4820-01-385-1284	19	18			

END OF WORK PACKAGE

**UNIT, DIRECT SUPPORT, AND GENERAL SUPPORT MAINTENANCE
FOR LANDING CRAFT MECHANIZED (LCM-8) (ALL VESSELS WITH MOD 2 APPLICATION)**

PART NUMBER INDEX

PART NUMBER	FIG.	ITEM	PART NUMBER	FIG.	ITEM
00-32000	35	8	10-02774-02	83	2
0002195	69	1	10-02846-02	82	22
0039990	69	11	10-04037-05	90	7
0049962	69	5	10-04438-08	82	25
0052566	69	9	10-04441-05	83	5
0058468	69	2	10-05139-03	83	6
0061022	69	8		83	9
0061026	69	7	10-06427-04	82	18
0077236	69	3	10-06601-01	82	12
00BCV150	49	3	10-07524-04	82	2
	54	13	10-07895-06	83	10
0102-8-6	75	15	10-48468	96	32
0104860	69	10	10-65401	70	15
0489 0087	72	1	100.SPF.20/3	36	22
0527	79	2	1000FG30	25	1
054253	69	4	1001-0814	10	8
065187	69	6	1004-0208	9	14
090409	67	5	1005-0808	9	3
1-21IN2000LBW06	75	63	10059-05	63	24
1-44-6-6-B-B-SE	64	8	1006-0604	9	11
1-8IN1INLG	62	56	100A/90WM	36	5
1.25IPSUNION	87	32	1010-0808	10	7
1/2 FF-S	75	22	1010-0812	10	6
1/2 MMO-S	75	24		11	11
1/2-13X1-1/4	70	17	10158-03	63	18
1/2-CD-S	75	37	10160-02	63	16
	75	49	10161-01	63	20
1/2-DD-S	75	20	10163-01	63	28
1/2-GG-S	75	50	10164-01	63	4
1/2LOCK	70	16	10166-01	63	12
1/8 FF-S	75	38	10188-02	63	17
1/8-DD-S	75	39	10205-01	63	23
10	48	4	10209-03	63	21
10-00159-02	82	10	1022-0102	9	10
	83	4	1022-0108	10	1
10-00329-02	90	5	1037-0410	10	3
10-00921-02	82	8		11	8
10-00922-02	83	8	1040-0000	97	7
10-00941-02	90	6	105726	71	10
10-01243-03	82	17	105810	71	6
10-01245-04	82	21	106578	71	14
10-01246-03	82	14	106604	71	5
10-01256-02	82	19	107015	71	12
10-01258-02	82	16	1071	89	14
10-02632	82	7	109041	71	9
10-02693	82	5	109189	71	1
10-02703-02	90	3	109704	54	1

PART NUMBER INDEX (continued)

PART NUMBER	FIG.	ITEM	PART NUMBER	FIG.	ITEM
10MMWAVE	70	10	12X1.75X35MM	70	7
10X1.5X25MM	70	9	12X1.75X40MM	70	1
10X10 RA	59	10	131038	89	5
	59	14	13222E8282-P	24	23
10X4 VH	59	2	13225E9457M5	96	13
10X6 VH	59	8	13226E0461	23	1
11-9	1	6	13226E9427	96	
	1	8	13226E9449	23	
11007	25	5	13226E9449M15	23	16
11021	25	7	13226E9449M21	23	20
11028	94	7	13226E9449M7	23	4
110409	67	6	13226E9451	10	
11173	88	14	13226E9457M1	96	18
111SM-1	9	13	13226E9457M4	96	21
1128	8	3	13226E9457M6	96	14
	10	26	13226E9459	2	
	11	22	13226E9461	75	
11350	25	3	13226E9464-32	27	2
1178	62	57	13226E9465	63	
119982	88	11	13226E9466	87	
12-10-SA-6-0E2	24	67	13226E9470M14	24	55
12-CTX-S	75	34	13226E9471	47	
12-FTX	75	43	13226E9472 DETAIL 13-A	22	
12035	94	10	13226E9477	84	
120R	24	49	1330	10	15
	25	13		10	20
1211	8	7		11	3
1213	10	23		11	16
	10	30	135616234	35	6
	11	26	136C	36	7
1214A	21	10	138-2-1-2IN	62	53
	21	29	140107	67	2
1232-3	85	29	1404S	21	26
125-4510928-45	3	3	14092	78	3
125-4510928-62	3	2	140S	68	9
125-4510928-64	3	4	14425	22	11
12554-0000	97	8		22	13
12558-0000	97	13	145-4510915F10	21	17
127	10	32	145-4510915F12	21	15
	11	28	145-4510915F2	21	13
1270	89	12	145-4510915F7	21	11
1272	89	25	145-4510915F9	21	19
12CIT-12RFJX-12RFJX-136	24	64	145-4510916M1	1	15
12CIT-12RFJX-12RFJX-150	24	69	145-4510916P13	1	20
12CIT-12RFJX-168	75	44	145-4510923-51	89	31
12CIT-12RFJX-192	75	36	145-4510923-64	89	34
12CIT-12RFJX-219	12	22	145-4510923-65	89	40
12CIT-12RFTX-196	12	58	145-4510923-86	89	33
12MLOCK	70	5	145-4510924M1	96	16
12X1.75X25MM	70	6	145-4510931-29	1	25

PART NUMBER INDEX (continued)

PART NUMBER	FIG.	ITEM	PART NUMBER	FIG.	ITEM
145-4510931-30	1	26	16-168-0346	49	1
145-4510931-36	1	23	16-168-0386	49	14
145-4510931-39	1	22	16-168-1126	49	5
145-4510931-40	1	30		54	9
145-4510931-8	1	16	1600T	24	28
	1	32	1600T-2IN	24	29
145-4510934-18	1	12	1606	76	8
145-4510934-48	1	4	1606B	24	66
145-4510934-49	1	11	1631-400	87	14
145-4510934-62	1	9	1634	96	34
145-4510934-63	1	1	16MP-16FPX	87	36
145-4510934-72	1	13	170072	76	20
145-4510943	15	1	171523	76	21
	95	1	172376	76	9
145-4510943-10	15	4	1728	21	23
	95	4	1729	21	24
145-4510943-2	15	3	1741	21	22
	95	3	174619	76	1
145-4510954M1	96	7	177-0975-003	5	10
145-4510954M2	96	5	177-8430-09-503	5	9
1462	89	1	1776	8	6
148423	76	6	1828	21	4
14X1.5X30MM	70	8	1831	21	5
15	79	10	1831D914	30	23
15006	79	13	1854	21	2
1502IN45DEG	87	25		21	8
1502IN90DEG	87	16		21	21
1508354	6	7		21	27
154013	89	6	18753-0044	97	10
154023	89	27	18753-0060	97	3
154132	89	21	18753-0181	97	2
1557-001	95	35	18753-0438	97	1
1563	95	34	18753-0472	97	32
1569-001	95	23	189362	40	
1570-001	95	22	19014	94	32
1572-001	95	24	192075	20	4
1573-001	95	28	193220	88	7
1574-001	95	21	193428	88	6
1575-001	95	36	193732	76	5
1576-001	95	30	194	79	15
1578-001	95	20	1961-S	96	44
1579-001	95	27	1969	10	14
1582	10	31		11	4
	11	27	1988	85	27
1587	95	29	199390	76	18
15900002	74	3	1A30-01-V-4P-E-D	12	67
1599-1561-001	95	37	2-5DFM1-4CBM3000	7	6
15DCBR	64	10	2-5DFM1-4CBM5000	7	4
16-168-0126	49	17		7	5
16-168-0146	49	8	20-07475-02	92	11

PART NUMBER INDEX (continued)

PART NUMBER	FIG.	ITEM	PART NUMBER	FIG.	ITEM
20-251-10-CW	65	1	209-4510945-38	19	5
20002-04	63	9	209-4510945E1	21	6
20003-06	63	10	2090-8-8S	75	7
20004-04	63	7	209555	89	17
2001-03	63	11	21-07	3	5
20010-02	63	3	21-4510944-35	24	22
20011-05	63	26	210	24	9
20012-03	63	8		62	50
20013-02	63	13		75	65
20020-02	63	14	210-2-7-8IN	62	42
200465	88	5	210-4510944-12	24	17
2009-04	63	5	210-4510944-13	24	19
2020-8-8S	75	13	210-4510944-20	24	7
2020SM	25	6		24	36
202941	73	8	210-4510944-29	24	1
2030-0001	9	4	210-4510944-31	24	2
203524	14	9	210-4510944-33	24	3
2037	10	13	210-4510944-40	24	4
	10	18	21010	23	18
	11	5	21040	94	2
	11	14		94	51
204-1003-005	78	1	21044	94	40
	78	6	21045-17	79	23
2046-0028	9	12	21047-1	78	8
2046-0030	10	4	21049	94	58
2046-0031	10	2	2105-0002	11	9
2048-0002	9	2	2108-0002	10	5
2048-M	9	1		11	10
205028	92	15	21118-2	79	7
205077	88	2	21120-2	79	17
205141	92	18	21124	79	12
205156	92	8	2114	62	43
205158	92	3	21146	78	4
205165	92	17	21150	94	65
205443	92	10	2117-21-21N	24	5
205533	88	4	21176	79	22
20599	79	4	21186	63	44
206	36	6	21204	63	45
206209T-8-8S	75	35	21216	63	43
20641	79	19	21217	63	46
20783	79	6	21230	63	48
2080-8-8	75	61	212647	88	3
208093	89	26	21266	63	30
208505-10.75METERS	8	12	21274	63	29
	11	6	212947	73	7
208505-7METERS	8	13	2136	8	2
208505-8.25METERS	8	10	213860	76	12
208505-9METERS	8	9	213998	76	10
	10	10	2144-3	10	9
209-4510945-10	20	7	21449	63	31

PART NUMBER INDEX (continued)

PART NUMBER	FIG.	ITEM	PART NUMBER	FIG.	ITEM
215193	73	6	243545	54	11
217308	76	14	245-4510946F22	47	2
21762	63	40	246	24	13
2180	10	16		24	32
	11	2	246520	49	25
2194	10	19	246548	49	26
	11	15	24855	63	42
2197	10	21	24900	63	39
	11	17	250-56L-2GPV/6/28	61	3
22-42013	35	4	25000-38	63	15
22-92015	35	17	25001-31	63	6
22-92120	35	16	25009-20	63	27
22-SECL-XBP	94		25016	94	31
22035	63	33		94	38
221447	89	19	250455	76	7
222440	76	3	25060-09	63	2
22357	94	16	25098	94	11
2236	10	29	2514-1714	10	24
	11	25		11	20
22361	63	38	25229	15	17
2237	10	28		95	12
	11	24	25467	63	32
226191	89	3	25469	63	35
22666	94	43	25474	63	34
22694	63	41	2559	89	35
22703	63	36	26-116	77	19
23-68101	70	12	26-58405	24	54
23-68102	70	18	2600-1S	99	
23039	63	37	26051	63	47
23132020	36	21	260E2IN150LB	21	16
232797	76	19	261792	89	4
232840	89	23	2624S	21	7
233624	88	9	262E-1-2IN	75	23
234248	88	13	263585	76	4
237149	89	13	264987	74	7
237150	89	15	27-38400	35	5
237151	89	16	271557	17	2
237152	89	18	272R20PMN20PMN20-36	87	31
237159	89	24	275276	76	27
237160	89	8	276027	49	13
237452	89	7	276146	49	6
238834	89	22		54	10
24-00157-823	43	4	276396	76	15
	43	13	27805	63	1
	43	27	28028	15	19
	43	39		95	14
	43	47	280784	89	2
	43	56	2812	21	1
242	8	8		21	9
243537	49	4		21	20

PART NUMBER INDEX (continued)

PART NUMBER	FIG.	ITEM	PART NUMBER	FIG.	ITEM
	21	28	3277-001	95	32
2825	21	3	3293	95	33
283556	76	24	32979	66	3
283934	74	6	32980	66	4
286-3-4IN	24	12	32C5R-32RMP-32RF5X-18"	87	30
289281	76	16	32C5R-32RMP-32RFJX-72IN	87	28
28931	76	25	33-82205	35	11
290049	51	1	33-83106	35	10
29035-0001	97	11	330	41	6
29048-0000	97	4	33501-003	43	52
295688	89	20	33502-003	43	43
296597	76	13	33504-203	43	10
3-4INX1-2INX3-4IN	24	18	33505-103	43	1
3-8INX3INLG	1	10	33506-033	43	31
3-8INX4INLG	3	1	33506-233	43	19
3/4 DD-S	75	47	34-60032	70	14
3/4 FF-S	75	45	34-65406	70	3
3/4 X 1/2 PTR-S	75	48	34-65407	70	11
3/4-DD 45DEG-S	75	41	34-68105	35	13
3/4-DD-S	84	5		70	
3/4-FF-S	84	6	3407	47	42
3/4-GG-S	75	46	34072-MODEL160-6	91	
3/4IN STRAINER	98	5	341292	98	12
3/4INELBOW45DEG	98	6	342	31	4
3/4INELBOW90DEG	98	4	3425	20	3
3/4INFLANGECL150	98	1	3518150	100	8
3/4INPVCHOSE	98	9	35445-0000	97	17
3/4INUNION	98	3	35VQ25AF-1C-20L	88	1
3/8-24X3/4	70	2	35VQ25AF-1C20	88	1
300105	67	3	35W	19	7
301916	73	5		19	16
3030-478	62	1		62	35
305220	92	6	3628 CT	47	50
307230272	53	KIT	3674	47	3
	56	KIT	370	79	8
31-68101	70	4	37004-1000	97	33
310003	54	15	37006-0000	97	23
310230	53	1	37010-1096	97	
	56	1	37014-0000	97	24
3132013	36	19	37017-0000	97	34
314LE-6-24	16	1	37018-0000	97	16
315939	76	26	37020-0000	97	26
317-302400	55	1	37036-1000	97	20
317850-18FTGS	96	35	37056-1000	97	25
317850-1F.18 IN	96	42	37065-0000	97	5
32-60001	70	13	375094	76	17
320C1-1-4X1-7-8IN	96	28	377547	76	23
325081	40	3	38441	88	10
32559	76	22	39-68400	35	12
3274-001	95	31	39-78400	35	2

PART NUMBER INDEX (continued)

PART NUMBER	FIG.	ITEM	PART NUMBER	FIG.	ITEM
39-88401	35	9	48X12X12	24	16
390-1	42	1	49X12X12	24	10
396-1	42	3	4C2AT-4RFJX-170	12	39
3THGHYD2X14NC3-1PORTS	1	77	4C2AT-4RFJX-45	12	45
4 X 21ST-SS	23	13	4C2AT-4RFJX-53	12	6
40 BTFL-56S/2GPVF	61	2	4C2AT-4RFJX-60"	87	2
400861	1	3	5-161NX2INLGHD	89	30
411-8S	75	31	5-16INX1-1-8INLG	89	43
412-6-8S	64	20	5-8INX1-5-8INLG	89	39
413421	88	12	5-8X13	20	2
4171-099	47	45	50-00001-013	92	7
	62	12	50-00001-024	92	14
4171-445	62	16	50-00001-029	92	12
4241	96	41	50-00006-049	92	13
	96	36	50-00007-019	92	9
4272	96	40	50-00015-003	92	16
4273	96	39	50-00029-086	92	1
42X12	24	11	50-00031-006	92	4
43044000/001	6	3	50-00033-022	92	5
43990-0051	97	27	50276	94	5
43990-0066	97	21	50306	93	10
44010-2011	52	1	50337	93	27
4403103	62	40	50367	93	26
440729	35	7	50368	93	30
44106-1000	97	31	50392	94	36
44107-1000	97	30	50395	93	21
4412-8-8S	75	53	50428	93	3
4428	24	35	50451	94	27
444-4B	75	73	50471	94	23
445-4510939M1	85	1	50474	94	25
445-4510939M10M11M14	85	13	50478	94	1
M15M16			50485	93	23
445-4510939M12	85	24	50486	93	12
445-4510939M14	85	12	50487	93	20
445-4510939M23	85	14	50494	93	2
445-4510939M24	85	5	50495	93	4
445-4510939M25	85	4	504F	48	2
445-4510939M27	85	3	50588	93	19
445-4510939M38THRUM43	85	9	5061-2256-2061	69	
4464K37	20	5	508-4510948-13	62	54
4496T31	105	10	508-4510948-130	62	46
452-25	1	24	508-4510948-132	62	48
453	24	8	508-4510948-138	62	49
	24	34	508-4510948-140	62	46
47121005	28	1	508-4510948-141	62	51
472-AL	6	5	508-4510948-142	62	41
473220	40	1	508-4510948-146	62	47
473913	40	4	508-4510948-147	62	45
48-12-6I	29	1	508-4510948-148	62	24
48X10	24	20	508-4510948-89	62	55

PART NUMBER INDEX (continued)

PART NUMBER	FIG.	ITEM	PART NUMBER	FIG.	ITEM
50832	94	48	5300	42	5
5125237	13	44	53012	30	12
5136348	24	72	53015/51415/55415	30	9
516-4510940-104	75	72	53023/55423/51423	30	1
516-4510940-22	75	10	53028&55429	30	17
	75	62	53053&55435	33	1
516-4510940-29	75	51	541	11	19
516-4510940-35	75	77	5463280	102	12
516-4510940-40	75	8	5464151	100	14
516-4510940-49	75	71	550-004	86	6
516-4510940-50	75	79	550-005	86	7
516-4510940-52	75	3	551263	77	7
516-4510940-53	75	4	5528-040	19	12
516-4510940-54	75	14	55315	15	18
516-4510940-55	75	56		95	13
516-4510940-56	75	83	55701	91	1
516-4510940-57	75	68	55702	91	3
516-4510940-58	75	66	55703	91	2
516-4510940-59	75	25	55709	91	9
	75	64	55712	91	11
516-4510940-6	75	54	55833	91	13
516-4510940-61	75	82	563043	91	16
516-4510940-63	75	81	563051	91	12
516-4510940-64	75	74	5713	75	28
516-4510940-66	75	75		75	80
516-4510940-87	75	26	5718100	102	17
516-4510940-93	75	84	5718200	100	7
516-4510940-95	75	78	5720021	100	17
516-4510940-96	75	76	5728010	100	6
516-4510941-22	87	15	5728150	100	16
516-4510941-28	87	21	5730032	102	24
516-4510941-37	87	23	5738030	100	3
516-4510941-38	87	24	5740015	91	5
516-4510941-55	87	26	5740071	102	21
516-4510941-57	87	27	5742104	91	7
516-4510941-59	87	17	5748030	102	9
516-4510941-83	87	19	5748150	102	18
51618X34HB	48	12	5750050	101	1
5173268	22	5	5760110	102	3
520-012	86	1	5760120	100	4
52291	93	1	5761110	102	14
524	36	4	5761120	102	4
5245	78	2	5761130	102	25
5246-2	78	7	5763000	102	20
526	1	28	5763180	102	13
5265	89	36	5763190	101	3
52HS	62	44	5764030	100	11
530-023	86	9	5770100	101	9
530-025	86	8	594	79	20
530-072	86	5	60-160	62	31
530-148	86	2	600	87	18

PART NUMBER INDEX (continued)

PART NUMBER	FIG.	ITEM	PART NUMBER	FIG.	ITEM
600340406	53	3	71086	94	73
	56	3	71088	94	47
600340407	53	4	71089	94	63
	56	4	71090	94	61
604-2	57	6	71091	94	46
607 1/2	57	10	71092	94	70
607 1/4	57	14	71093	94	68
607 3/8	57	18	71094	94	69
610-009	86	3	71095	94	71
627	20	1	71099	94	53
6303-0003	97	12	71255	94	29
63030-009	43	2	71258	94	13
	43	11	71262	94	42
	43	45	71277	94	49
	43	54	71278	94	67
6342-0000	97	6	71391	94	21
6463500	6	6	71392	94	30
66	1	14	71398	94	22
6916	39	2	71416	94	66
6R020-060	15	23	71417	94	50
	15	30	71452	94	56
6TMF/TYPEI	26	6	71560	94	20
7-03-211	71	16	717	62	23
7-13-191	71	17	717B	36	1
7-18-071	71	7	71974	94	6
7-36-052	71	20	71979	94	9
7-42-023	71	4	72181	94	39
7-44-066	71	2	72182	94	33
7-44-350	71	19		94	44
7-57-035	71	8	72186	94	35
7-57-080	71	11	72192	94	17
7-65-002	71	13	72193	94	18
7-69-137	71	18	72195	94	14
7-70-219	71	3	72202	94	54
700039	5	5	72328	94	60
7000G	41	5	72330	94	74
7001	41	4	7253-73	96	43
70017-03	63	19	72646	94	37
701 1/2	57	11	7268227	82	6
701 1/4	57	15	73-104	75	40
701 3/8	57	19	73221	94	45
701947	67	4	733-3	62	10
7078	89	11	733-4	57	8
71010	94	62	741-01-06-20-20-20-28	87	11
71017	94	8	741-01-06-20-20-20-29	87	37
71061	94	12	741-01-06-20-20-36	87	22
71062	94	15	7411745	47	1
71066	94	3	75013-06	63	22
71069	94	64	75013-53	63	25
71076	94	72	75084	94	55
71085	94	59	75W	19	9

PART NUMBER INDEX (continued)

PART NUMBER	FIG.	ITEM	PART NUMBER	FIG.	ITEM
76-00317	47	17	839	79	18
76W	62	4	84-01311-03	82	13
	62	19	84-01342-05	83	11
	62	22	843	79	3
77164	94	19	844	79	1
77322	94	34	846	79	5
	94	57	849	79	11
77336	94	52	850	79	9
77342	94	4	8510730	101	6
7M20-221	22	18	8516190	101	4
7M21-221	22	17	8520490	102	7
8-8140238C	75	6	85206	15	16
	75	16		95	15
	75	58	8520790	99	3
8-FTX	75	19		102	15
803-1624095 ASSY NO 3	1	17	8521450	100	9
803808	74	2	8530100	101	5
805-1400061-MOD	105	5	8548852	102	22
805-1400073-MOD	1	18	8548853	100	2
81191	91	15		102	26
82-20007-01	82	11	8550300	101	8
82-20210-01	82	4	85514	91	14
82-20216-01	83	3	8552110	101	7
82-20220-21	90	4	857	79	16
820-2179130-85	47	4	859	79	14
8205500	100	15	85952	15	15
82262	96	11		95	17
82266	96	12	8605400	100	5
8242500	102	19		102	1
8243690	102	16	86139	15	13
8244290	99	4		95	16
824AS	36	16	8618-31	79	21
8259890	102	6	86198	15	14
8266480	100	10		95	18
8280590	102	11	8625450	102	23
8287080	101	2	8625465	100	1
83-15083-05	90	2		102	27
8300700	100	13	8650002	102	10
831-4	24	65	8650003	102	2
83501-006	43	48	8658-11	96	10
	43	57	8658-5	96	3
83506-023	43	20	871403	74	1
83506-032	43	32	87744	15	11
8351-4012	43	30		95	11
	43	42	8852910	99	11
83514-002	43	25		99	19
	43	37	8863213M	99	28
83514-011	43	21	8864955M	99	5
	43	33	8898452	99	7
8355490	102	8		102	5
8361200	100	12	8990839	103	1

PART NUMBER INDEX (continued)

PART NUMBER	FIG.	ITEM	PART NUMBER	FIG.	ITEM
8990853	103	2	91027-0011	97	14
8990853A	103	3	91084-0320	97	22
8C1T-8RFJX-8RFJX	24	56	912139	76	11
8C2AT-8RFJX-102	12	8	922426	67	1
8C2AT-8RFJX-107	12	35	923951	76	2
8C2AT-8RFJX-16	12	60	92550	91	8
8C2AT-8RFJX-28	12	13	93003-0240	97	9
8C2AT-8RFJX-51	12	44	9320500	99	12
8C2AT-8RFJX-53	12	25		99	21
8C2AT-8RFJX-67	12	28	9320700	99	29
8C2AT-8RFJX-80	12	17	9322400	99	15
8C2AT-8RFJX-96	12	59		99	25
8C2AT-8RFJX-98	12	34	9323200	99	6
8CIT-8RFJX-112	12	55		99	22
8CIT-8RFJX-136	12	14	9325600	99	10
8CIT-8RFJX-168	75	18		99	18
8CIT-8RFJX-192	75	27		99	30
8CIT-8RFJX-68	12	56	9325700	99	1
8CIT-8RFJX-80	12	19		99	14
8CIT-8RFJX-8RFJX-15	24	57		99	24
8CIT-8RFJX-8RFJX-98	24	68		99	32
8CIT-8RFJX-96	12	37	9327600	99	9
8CIT-8RFJX-98	12	48		99	20
8D-900-D	26	1	9331000	99	17
8LHA3096U	27	1	9331800	99	8
90-100070-001	74	5	93514-003	43	24
90-194015-290	74	9		43	36
9000-S620274276	33	12	93776	91	4
TYPE3SR3A4-2			9400101	99	16
9000S6202-74207REVETYPE	5	4		99	26
1SR2F4-2			9400105	99	2
9000S6202-74427TYPEZ27D	5	3		99	27
90107A029	53	5	9400130	99	13
	56	5		99	23
90179392	92	2		99	31
902-00127	43	8	9413509	82	23
	43	17	9504-08	15	5
	43	23		95	5
9020-0127	43	35	958-00155	43	9
90257A029	53	6		43	18
	56	6		43	51
904-00003	43	7		43	60
	43	16	96050-0568	97	29
	43	22	96UD8S-024	39	1
	43	34	97093	91	6
	43	44	9750-101	86	4
	43	53	979469	74	4
90400247	36	20	9797-033	66	5
90552	91	10	98023-0080	97	28
91009-0040	97	19	9858R38	65	2
91010-0130	97	18	9872-356	85	15

PART NUMBER INDEX (continued)

PART NUMBER	FIG.	ITEM	PART NUMBER	FIG.	ITEM
991-43C82	66		AC1100-12-8	24	63
9988851-2	89	38	AC1100-4-4	12	38
A-1585-TH	10	22	AC1100-8-8	24	58
	11	18	AC2000-12	12	61
A-2048-0902	11	7	AC2000-12-8	12	68
A-4973	96	15	AC2000-4-4	12	46
A-A-1719,3"	71	15	AC2000-8	12	18
A-A55005-1	36	26		24	71
A08-187	77	10	AC2000-8-12	12	12
A100	15	6	AC2000-8-4	12	16
	95	6	AC2000-8-8	12	43
A100-1	15	7	AC3000-8	12	36
	95	7	AC3200-8	12	47
A100-2	15	8		12	54
A100-3	15	9	AC3300-8-8-8	12	26
	95	9	AC41-2-34	32	9
A100-4	15	10	AC52-1-10	32	5
	95	10	AC55-8-4	12	41
A100-Z	95	8	AC7-B1-07	32	1
A12B-100-24V-B1-12L-100	55	32	ACB-30C-7110C	14	
A18-8	12	40	AIM-3	50	2
A22069	93	22	AM8295	77	24
A22070	93	18	AN/APX-72	41	13
A26-033	77	9	AN/PSN-11	37	2
A26-224	77	14	AN/PSN-11(V)1	37	1
A27-033	77	8	AN/VRC-92A	41	1
A2793	17	8	AN6244-2	77	15
A3616	17	28	ANSI B18.2.2	22	9
A41S	27	3	ANSI B16.11	12	7
A5007	66	1		20	6
A5024	66	2	ANSI B16.15	19	19
A504609	77	2		19	20
A8072	77	16		47	35
A8154	77	13	ANSI B16.15 BUSHING 3/4IN	47	25
A8212	77	12	ANSI B16.18	47	30
A82503	77	4		47	40
A82519	77	22	ANSI B16.24FLANGE3NPS	68	12
A8253-2	77	11	ANSI B16.3	12	64
A82801	77	18		84	7
A83109	77	17	ANSI16.3	24	24
A8347-15	77	3	ANSIB16.3	24	26
A8456	77	20		24	30
A8586	77	23	ANSIB16.31/2INCOUPLING	24	41
A8658-12	77	1	ANSIB16.31/2INX1/4INBUSH	24	39
AC 1000-20	87	10	ANSIB16.31/4INHEXNIPPLE	24	44
AC-1000-32	87	29	ANSIB16.33/4INX1/4INBUSH	24	46
AC1000-12	12	21	ANSIB16.3TEE1/2IN	24	40
AC1000-4-4	12	5	ANSIB16.3TEE3/4IN	24	47
AC1000-8	12	24	ANSIB16.3UNION2"	62	60
AC1000-8-12	12	9	ANSIB16.9ELBOW45DEG	62	62
AC1000-8-8	12	20	ANSIB16.9ELBOW90DEG	62	61

PART NUMBER INDEX (continued)

PART NUMBER	FIG.	ITEM	PART NUMBER	FIG.	ITEM
ANSIB16.9TEE2NPS	62	63	ASTM A216 STRAINER Y	68	17
AP-17-1-52-103	30	6	ASTM A36	84	2
	33	7	ASTM A36 1-1/2X1-1/2X1/8	24	50
AP-17-1-52-203	30	2	ASTM A36 3/4IN	68	8
	30	14	ASTM A36 BAR FLT 1/2"	2	4
AP-17-1-72-153	30	5	ASTM A36 BAR FLT 1/4"	2	1
	30	10	ASTM A36 BAR RND 1"	2	2
	30	16	ASTM A53	12	1
	33	8		12	62
AP-17-1-72-252	30	8	ASTM A53 1-1/2 IN	54	14
	30	11	ASTM A53 1.660 OD	73	4
	30	15	ASTM A53 1/2IPS SCHED40	24	38
	33	10		64	21
AP-17-1-72-502	30	7	ASTM A53 1IN	54	4
	30	13		98	11
AP-17-1-72F-103	30	4	ASTM A53 1PS SCHED40	64	11
AP-17-1-72F-153	33	2	ASTM A53 2 1/2IN	62	64
AP-17-1-72F-203	30	3	ASTM A53 2-1/2NPS	68	4
	33	3	ASTM A53 3/4IPS SCHED40	24	43
AP17-1-72F-203	33	9		64	16
AP17-1-72F-502	33	4	ASTM A53 NIPPLE 1/2IPS	64	7
ARG-750-S-MP	35	15	ASTM A53 NIPPLE 1IPS	64	1
AS-3900A/VRC	42	4	ASTM A53 NIPPLE3/4IPS	64	3
AS15001-1	96	20	ASTM A53 TYPE SGR A	84	10
AS15004-1	96	8	ASTM A53,2"	47	15
ASTM 842	47	38		62	59
ASTM A 53 0.675IN OD	73	1	ASTM B16.11	15	12
ASTM A 53 1.315IN OD	73	3	ASTM B16.3 1IN 90DEG	73	2
ASTM A105 90DEG ELBOW	64	12	ELBOW		
1/2IPS			ASTM B210, 1/4"	49	7
ASTM A105 BUSHING 3/4M	64	24	ASTM B302	19	10
PTX1/2FPT				19	14
ASTM A105 COUPLING	64	5		47	43
3/4IPS				47	47
ASTM A105 ELBOW 45DEG	64	17	ASTM B42, 1"	54	2
3/4PS			ASTM B42, 1-1/2"	54	5
ASTM A105 ELBOW 90DEG	64	13	ASTM B42, 1/2"	47	26
1IPS				49	22
ASTM A105 ELBOW 90DEG	64	4	ASTM B42, 3/4"	49	20
3/4IPS			ASTM B42,1"	19	17
ASTM A105 REDUCER 1 X	64	18		47	8
1/2			ASTM B687	75	29
ASTM A105 REDUCER	64	9	ASTMA36PLATE5/8X3/8	62	58
1-1/2X 1			ASTMB421.25"	47	11
ASTM A105 REDUCER	64	2	ASTMB88TYK .250 OD	57	13
3/4 X1/2			ASTMB88TYK .375 OD	57	17
ASTM A105 TEE 1/2IPS	64	23	ASTMB88TYK .500OD	57	9
ASTM A105 TEE 3/4IPS	64	15	AT575-32W-TUCF-000-	42	2
ASTM A105 UNION 1/2IPS	64	22	RG-36-NM		
ASTM A105 UNION 1IPS	64	14	AX7074	95	25
ASTM A120	62	37	B-06-C-HM-1083	82	

PART NUMBER INDEX (continued)

PART NUMBER	FIG.	ITEM	PART NUMBER	FIG.	ITEM
B16.11	62	8	C3309X8	75	9
	62	29		75	67
	62	33	C35205X4X8	75	52
	62	36	C3709X8	75	60
	87	35	C5205X4	87	1
	62	15	C5205X4X4	87	4
B16.11EL90DEG1.25IPS	87	9	C6H25A/TB	30	22
B16.11ELBOW45DEG1.25IPS	87	38	CC69332	10	11
B16.11ELBOW90DEG1.25IPS	87	6		11	12
B16.11ELBOW90DEG2IPS	87	13	CD125	47	44
B16.11TEE 1 1/4IPS	87	20	CFD50-3	81	1
B16.11TEE90DEG1.25IPS	87	7	CL90-38ET	26	9
B1821BH031C200N	14	23	CL90-56ET	26	3
B1821BH044C125N	93	5	CM3N02L30	89	10
B22001	94	26	CM3N02R20BL30	89	
B22015A	93	7	CMD2A111	17	
B22040	93	24	CODE NATION	22	20
B22041	93	14	COUPLING1/4INSLDRX	49	9
B654U	21	25	FEMTHRD		
BA1000-20-16	87	34	CP100053	14	3
BARB3/4INX3/4NPTM	98	8	CP100212	18	2
BB100060	17	12	CP200576	15	21
BB100211	18	13	CP202609	13	37
	18	19	CP202623-1	14	14
BB202850	17	27	CP202630	14	7
BC202662	17	17	CP202799	15	28
BG200603	18	29	CUK PB 10/4	59	3
BK200740	14	21	CUK PB 12/8	59	9
BK200741	14	22	CUK PO5	59	4
BK200742	14	24	CUK PO6	59	13
BN100256	13	43	CUKPBSBL	59	5
C-1586-1582	10	27	D-06-10A1	83	1
	11	23	D-1712	8	4
C12000-050	62	28	D201W2	5	6
C20H210A/TB	30	24	D22016	93	8
C2175	10	12	D304	105	7
	11	1	D342	105	4
C2190	10	17	DC604	47	46
	11	13		62	13
C22006S	94	28	DG4V-5-OA-M-U-H6-20	99	35
C22043	93	17	DGMC-5-PT-FW-B-30	99	36
C22044	93	15	DIN48-FR45-65/240V	35	20
C22045M	93	25	DIN48ACVO-150V	35	18
C22053C	93	28	DIN48ACVO-300V	35	19
C238A	105	1	DSC500	41	2
C2707	8	1	DV202966	13	53
C2825	90	1	E30MCVSFS	23	22
C2926-3	8	11	EBO10C	59	6
	8	14	EBO24C	59	11
C3069X8X4	75	57	ELBOW1/2LRSLDR	49	23
	75	59	ELBOW3/4INSLDR	49	21

PART NUMBER INDEX (continued)

PART NUMBER	FIG.	ITEM	PART NUMBER	FIG.	ITEM
ELBOW45DEG1INLRSLDR	54	16	FIG305ITEM26	45	18
ELBOW90DEG1-1/2INSLDR	54	6	FIG305ITEM27	45	19
ELBOW90DEG1INLRSLDR	54	17	FIG305ITEM28	45	22
F02B250V1/4A	31	3	FIG305ITEM29	45	21
F1200600	18	23	FIG305ITEM31	45	23
F1200674	17	23	FIG305ITEM5PLAINBRASS	45	33
F1202617	13	38	FINISH		
F24C-P	60	1	FIG305ITEM8	45	4
F8558	77	5	FIG305ITEM9	45	13
FC234-08	64	19	FIG305STN	45	
FF9311-36	24	21	FIG354CHROME FINISH	45	29
	47	5	FIG354ITEM2	45	30
FFN836GROUPTYPE3	85	16	FIG354ITEM3	45	31
STYLE1GRADEA			FIG355PLAINBRASSFINISH	45	2
FIG 1149	45	6	FIG433-3	45	1
FIG 120	62	7	FIG528	19	2
	62	27	FIG998	47	49
FIG 138	62	38	FL202603	13	6
FIG 245P	47	51	FL202693	13	49
FIG 305	1	7	FL202694	13	51
FIG 305 ITEM 30	45	20	FRDA-LAN-BAD/S	99	33
FIG. 138	47	16	FRH300116	15	20
FIG. 2125	75	33	FRK300382-3A	15	27
FIG. 237P	47	28	FSP 107-1EDIA	84	11
FIG. 245PWS	47	9	FU202572-3	14	5
FIG. 5150-299	47	20	G258	93	16
FIG.4121-248	47	24	G270	93	29
FIG.5108-100	47	27	GA100061	17	32
FIG.5121-152	47	39	GA100064	17	10
FIG138	21	12	GA100097	18	9
FIG181	22	3	GA100108	18	16
FIG251	1	2	GA100110	18	14
FIG2639	21	18	GA100111	18	11
FIG305ITEM1	45	5	GA100113	18	26
FIG305ITEM10	45	28	GA100117	14	6
FIG305ITEM10-12	45	32	GA100201	15	22
FIG305ITEM11	45	27		15	29
FIG305ITEM12	45	12	GA100213	18	24
FIG305ITEM13	45	9	GA100215	18	20
FIG305ITEM14	45	10	GA100475	14	20
FIG305ITEM15	45	11	GA1129-1	13	17
FIG305ITEM17	45	3		13	22
	45	7	GA1129-2	13	28
FIG305ITEM18	45	8		17	24
FIG305ITEM19	45	14	GA1129-4	13	39
FIG305ITEM20	45	26	GA1129-5	13	7
FIG305ITEM21	45	25	GA1129-7	13	25
FIG305ITEM22	45	15	GA2	39	3
FIG305ITEM23	45	16	GA202082	13	50
FIG305ITEM24	45	17	GD275X(IWRC)	96	26
FIG305ITEM25	45	24	GMPT24	50	1

PART NUMBER INDEX (continued)

PART NUMBER	FIG.	ITEM	PART NUMBER	FIG.	ITEM
GR F304L/F316L	23	15	LCM81-96-593-1	64	
GR TP304H/316HSCHEDED40W	23	14	LCM81-96-593-1FINDS1-S9	65	
GR TP304H/316H SCHEDED5W	23	6	LCM82-95-160-003	26	
GR TP304H/316HSCHEDED10S	23	17	LCM82-95-160-007	105	6
	23	19	LCM82-95-160-009	105	11
GU200574	15	24	LCM82-95-167-001	96	22
	15	31	LCM82-95-168-001PC4	105	3
H18	94	24	LCM82-95-168-001PC5	3	10
H486	93	11	LCM82-95-168-001PC6	3	11
HA-FS-5	84	4	LCM82-95-168-001PC7	3	12
HA200610	18	3	LCM82-95-168-001PC8	3	13
HB203361	13	54	LCM82-95-168-001PC9	3	9
HC-120	84	9	LCM82-95-244-001	69	12
HD2000A	48		LCM82-95-244-001FIND4	69	13
HD2000A93A	48	10	LCM82-95-261-001	24	
HD98A	48	7	LCM82-95-261-001FIND26	24	45
HD99A	48	5	LCM82-95-261-001FIND27	24	42
HG200570	15	26	LCM82-95-261-001FIND30	24	51
HG200598	18	28	LCM82-95-261-001FIND31	24	52
HG202597	13	31	LCM82-95-261-001FIND32	24	53
HG202620-6	14	13	LCM82-95-261-001FIND35	24	48
HG202675	17	29	LCM82-95-301-001	28	
HG202718	17	33	LCM82-95-311-001	35	
HG202721	17	6	LCM82-95-311-001FIND19	35	14
HG202803-3A	15	33	LCM82-95-311-001FIND35	35	3
HM202656-1	17	1	LCM82-95-311-001FIND44	21	31
HOSEBARB3/8"	49	10	LCM82-95-311-001FIND47	21	33
HOSEBARBELBOW1/4"	49	11	LCM82-95-311-001FIND48	21	32
HOSEBARBREDUCER3/8IN	49	15	LCM82-95-311-001FIND54	69	14
HOSEBARBTEE1/4"	49	12	LCM82-95-401-001-FIND51	6	1
HP203094	17	31	LCM82-95-401-001ITEM53	7	1
HPA300118	18	1	LCM82-95-401-001ZONE19C	31	2
HS1418	33	13		31	1
HS1922	33	14	LCM82-95-436-001	39	
HSG-88	84	8	LCM82-95-505-001	54	
HX350SAS1SL	41	10	LCM82-95-514-001	57	
IC/H3D3	46	1	LCM82-95-514-001FIND29	57	21
INX4088	36	17	LCM82-95-514-001FIND30	57	22
J-4023 LH	22	22	LCM82-95-514-001FIND67	57	4
J-4023 RH	22	21	LCM82-95-514-001FIND70	57	7
J1816	95	26	LCM82-95-514-001FIND88	57	12
J50	80	1	LCM82-95-514-001FIND89	57	20
J517	75	70	LCM82-95-514-001FIND90	57	16
JMC175	22	4	LCM82-95-521-001	68	
K-22001	84	13	LCM82-95-521-001FIND5	68	13
K-23028	84	12	LCM82-95-521-001FIND6	68	14
K130	93	13	LCM82-95-521-001FIND7	68	15
KVH 103AC	38	1	LCM82-95-521-001FIND8	68	16
KY-99	41	15	LCM82-95-521-002	62	
KY3-6	13	10	LCM82-95-521-002FIND26	62	65
LCM8-2-00-005	42		LCM82-95-521-003	98	

PART NUMBER INDEX (continued)

PART NUMBER	FIG.	ITEM	PART NUMBER	FIG.	ITEM
LCM82-99-555-001	73		MILF1183UNIONFEM2NPS	68	3
LE202029	18	4	MILT164203NPS	68	11
LH520	64	6	MILT16420PIPE2NPS	68	2
LH96-3	31	7	MILT16420TY1CL200 1-1/4	57	1
LK100464	18	31	MILT16420TY1CL200 3/4	57	23
LW1	94	41	MILT20157	95	19
M-4008	24	60	MILV18434	24	31
M1183/11-35A3	19	13	ML184 TURBO	41	9
M1183/5-01A	19	11	ML844L	35	1
M1183/5-05A	47	7	MMC42-17	22	6
M1183/5-079	74	8	MMC42M13	104	1
M1183/5-26A	47	18	MMC42M7	22	2
M1183/5/-06A	47	19	MMC45-26	85	6
M1183/9-441A	47	10	MMC45M2M3P1P2	85	21
M16377/36-003	36	11	MMC45M35	85	20
M16377/36-004	36	15	MMC45M4	85	26
M16377/36-95.1	36	8	MMC45M4P3	85	19
M16377/36-97.1	36	12	MML751	2	7
M16377/42-003	36	27	MR-5-1B	99	34
M18182-04C	75	11	MS14035-5U	24	37
M19622/4-001	36	2	MS15584-4	36	10
M24643/14-02UN	26	4		36	14
M2726/37-001	44	2	MS15586-7	36	18
M2726/47-001	44	1	MS15720-3	96	9
M45913/1-10FS3	2	5	MS15721-5	96	4
M626	5	8	MS15795-817	3	7
M970/14-1	36	9	MS15795-819	23	3
	36	13	MS15795-832	22	10
MB324	61	1	MS15795-842	9	6
MDL150,520-012	7	3	MS16633-3050	18	5
MIBC510	9	7	MS16995-66	47	31
MIL-F-1183/11	47	36	MS16997-78	82	20
MIL-F-1183/5	47	37	MS16997-81	82	15
MIL-G-1086 TYPE1	84	3	MS17131-25	17	7
MIL-G-14243NONASBESTOS	23	21	MS19059-2416	13	19
MIL-H-24135CLASSI SIZE6	75	69		13	33
MIL-T-16420 3/4 IN TUBE	98	2		18	27
MILB5423-7 TYPE D	5	7	MS19059-51	13	30
MILF118345DEGELBOW	68	7	MS20066-304	88	8
MILF118390DEGELBOWL	68	5	MS21044D10	48	8
R2NPSSKT			MS21044N12	22	7
MILF118390DEGELBOWSN	68	10	MS21318-20	82	1
PSSKT				83	7
MILF118390DEGUNIONEL	57	3	MS24587-8	75	2
BOW			MS24629-46	6	2
MILF1183ADPTR3/4NPSSKT	57	24		7	7
X3/4NPTF			MS24665-283	89	28
MILF1183CPLNG3X2NPS	68	1		89	42
MILF1183ELBOW90DEG1-	57	2	MS24665-372	89	37
1/4NPSSKT			MS24665-519	22	8
MILF1183TEE2NPS	68	6	MS24665-641	22	16

PART NUMBER INDEX (continued)

PART NUMBER	FIG.	ITEM	PART NUMBER	FIG.	ITEM
MS24665-644	85	2	MS35388-140	47	13
MS24671-75	1	19	MS35649-204	9	9
MS27183-18	13	2	MS35649-2314	47	14
MS27183-31	96	37	MS35649-2384	62	5
MS27183-8	43	5	MS35649-284	43	3
	43	14		43	12
	43	26		43	28
	43	38		43	40
	43	49		43	50
	43	58		43	59
MS28775-217	82	9	MS35690-2810	22	15
MS28775-218	89	9	MS35691-115	22	14
MS28782-25	93	9	MS35691-35	96	1
MS28889-2	14	4	MS35691-4	19	4
MS35059-22	5	1	MS35692-1824	96	24
	31	5	MS35756-11	78	5
MS35059-28	5	2	MS35842-11	19	8
	31	6		57	5
MS35198-75	19	1		98	10
MS35307-306	15	2	MS35842-12	19	15
	95	2		21	30
MS35307-334	47	12		47	22
MS35307-360	22	19		62	34
MS35307-362	23	11	MS35842-14	21	14
MS35307-372	96	17		62	18
MS35307-409	1	27	MS35892-13	62	3
	1	29	MS51500A8-8	75	55
MS35307-413	23	12	MS51501A8	75	1
MS35307-414	23	2	MS51792-8	85	23
MS35307-425	3	6	MS51846-152	62	26
MS35307-466	85	8	MS51846-86	24	33
MS35307-484	23	25	MS51849-172	62	14
MS35307-487	23	26	MS51922-17	96	19
MS35307-556	85	18	MS51953-196	24	25
MS35308-462	2	3	MS51957-47	43	6
MS35308-493	85	22		43	15
MS35308-556	96	25		43	29
MS35338-101	19	3		43	41
MS35338-138	9	8		43	46
MS35338-141	23	10		43	55
MS35338-143	23	7	MS51957-67	9	5
MS35338-145	85	7	MS51959-67	1	21
MS35338-146	23	24	MS51959-87	53	2
MS35338-152	96	2		56	2
MS35338-159	10	25	MS51960-67	7	2
	11	21	MS51961-3	13	8
MS35338-45	17	4		17	19
	17	21	MS51961-9	13	12
MS35338-47	93	6	MS51963-147	82	3
MS35338-50	17	3	MS51964-49	77	6
MS35338-54	85	17	MS51964-78	82	24

PART NUMBER INDEX (continued)

PART NUMBER	FIG.	ITEM	PART NUMBER	FIG.	ITEM
MS51967-5	13	47	PF10-12-6	12	23
MS51968-23	85	30	PF10-8	12	50
MS51969-7	85	11	PF101-16-8	12	51
MS51971-1	36	3	PF101-20-4	87	3
MS51971-3	23	9	PF101-6-2	24	61
MS51971-5	1	31	PF101-8-4	24	59
	3	8	PF101-8-6	24	62
	23	8	PF11-12	12	63
MS51971-7	85	25	PF110-12-4	12	3
MS51971-8	23	23	PF110-6-4	12	57
MS51972-10	96	6		24	70
MS90725-6	84	1	PF110-8-6	12	30
MS90726-193	85	28	PF20-6	12	32
MTHXFDB20100GJU	33	11	PF201-12-8	12	65
N02320406	6	4	PF3001-8	12	29
N04AUDELBLDC170CRES	89	32	PF3010-8	12	52
NAS1043-10	96	31	PF3011-8	12	49
NO. 10	97	15	PF31-8	12	42
NO. 76W	47	33	PF3110-12	12	10
NO.35W	47	6	PF3110-8	12	27
	47	23	PF42	1	5
	47	41	PF60-8	12	53
NO137	87	8	PFU11-8	12	66
NP200549	17	26	PG200604	18	17
NP202634	14	8	PG202608	13	27
NPN	87	39	PG202614	13	16
	62	17		13	21
	62	11	PG764	18	22
	62	6	PL202625	14	17
NT6-16CA	13	1		14	10
NX-500	41	12	PL202664	17	20
P-1685	36	24	PN1252	17	30
P-1685-A	36	25	PN202028	18	6
P-2513	36	23	PR3X-3C	58	2
P1500BX	58	1	PSD7155	40	2
P16/6	59	12	PT202606	13	14
P17-600-150J1	32	7	PT202627	14	15
P17-600R-150J1	32	8	PT202661	17	16
P1DA-M150-B13S	32	3	R-80	41	14
			R12S	25	14
			R1441	22	1
P1DV-M35-B5S	32	2	RAY430	41	11
P500S-152919	12	15	RG100036	17	11
P8-A1-A150	32	6	RG100102	18	30
P8-C2-B40	32	4	RG100155	14	16
PA-414B	67		RG100157	13	24
PC200602	18	7		13	26
PC202613	13	23	RG100207	18	10
PD15-154	62	25	RG100208	18	8
PD15-235-2-1-2IN	62	52	RG100209	18	15
PF 3010-12	12	2	RG100214	18	21

PART NUMBER INDEX (continued)

PART NUMBER	FIG.	ITEM	PART NUMBER	FIG.	ITEM
RG1103	17	18	SEA1630	41	8
RG1104	17	9	SEA3000	41	3
RG202624-1	14	2	SEA3301	41	7
RG202624-2	14	1	SERIES250,STYLE3R,	105	12
RK10012	25	15	66"X24"X4"		
RK10193	25	16	SERIES250,STYLE3R,	3	14
RK11-1553	25	9	72"X24"X4"		
RK11005B	25	4	SH202724	17	13
RK11037A	25	8	SH2202594	13	11
RK11341	25	10	SL7939PC1-5	85	10
RK11542	25	12	SP200605	18	12
RK11780	25	11		18	18
RL11888	25	2	SP202109	15	25
RPA300363PC9	13	15		15	32
RPA300412C	13		SP202607	13	18
RRC271TYPE3GALVANIZED	96	29	SP202611	13	35
RRC271TYPE4CLASS	96	33	SP202615	13	41
RRC271TYPEIGRADEC	96	30	SP202663	17	15
CLASS4			SP202702	13	29
RRW410	96	27	ST0720100TIC	62	70
RS100H	30	21	ST0720100TICPB	62	66
RS40-7	96	23	ST260A1	62	67
	96	38	ST260BBXX	62	69
RS63H	30	20	ST260Z6B	62	68
S-121	62	9	STYLE 3526	71	
S-143-B	62	30	STYLEKS	24	6
S-21	62	21	SV202601	13	42
S1602/C	4		T-1800-1"	2	6
S250-S1	12	4	T-2-53516-3S	34	1
S350-S1	12	31	T-218758	19	6
S450-S1	12	33	T-335 3/4IN	98	7
S650-S1	12	11	T-413 1-2	49	19
S75	48	1	T-413-B	19	18
S82A	48	3	T0347RA AAA	28	2
S88B	48	6	TCP100	30	19
SA3-ZCB10	59	1	TIS63	30	18
	59	7	TYPE 630	22	12
SC100196	17	5	TYPE PT1500	34	2
SC100251	17	22	TYPE S GR A	87	5
SC150-3CA	17	25	TYPE S,DR A	75	42
SC1618	13	4	TYPE S,GR A	75	12
SC200968	18	25		75	17
SC2023	14	12		75	21
	14	19		75	30
SC202610	13	36		75	32
SC2046	13	45		87	12
SC2096	13	48		87	33
SCD539506-4	89	29	TYPEB15	105	8
SD1/4-18	62	71	TYPES GR A	75	5
SE100082	13	3	UNC C12000,2"	47	21
SE1047	13	52	UNION1-1/2INNPSSLDR	54	8


PART NUMBER INDEX (continued)

PART NUMBER	FIG.	ITEM	PART NUMBER	FIG.	ITEM
UNION1-1/2INNPSSLDRX	54	7	W1602-2	4	1
MALETHRD			W1602-3/4	4	2
UNION1-1/2INSLDRX	54	12	W1602-33/34	4	5
FEMTHRD			WA1933	13	9
UNION1/2INSLDRX	49	24		13	13
FEMTHRD			WA1949	17	14
UNION1INNPSSLDR	54	3	WA5-10CA	13	5
UNS C12000-050	47	34	WA6-10CA	13	46
	62	20	WA6-16	14	11
	62	32		14	18
UNS C12000-050,1"	47	29	WF408	89	41
UNS C12000-05C	62	2	WFAH10C	60	2
UNS C36000	47	32	WK2-11	78	
UNS S31600	23	5	WM116806	49	16
UPGN-66-1-73F-253	33	5	WM116822	49	18
UPGN66-1-62-503	33	6	WM142911	105	2
V63-6-4P	77	21	WM228502	49	2
VA202616	13	40	WM248021	105	9
VD2502	48	11	WT10-3/8P	26	2
VDB	48	9		26	8
VS202602	13	32	WT10-5/16N	26	5
	13	20		26	7
VS202612	13	34	WWN351 TYPE1	47	48
VTM42-40-15-15-ME-R1-14	76		WWP 460 CLASS A	24	15
W-1188	62	39	WWT351TYPE1	24	14
W1279-234	4	4	WWU531	24	27
W1582	4	3	Z771	8	5

END OF WORK PACKAGE

By Order of the Secretary of the Army:

Official:


SANDRA R. RILEY
*Administrative Assistant to the
Secretary of the Army*

0524902

PETER J. SCHOOMAKER
*General, United States Army
Chief of Staff*

DISTRIBUTION: To be distributed in accordance with the initial distribution requirements for IDN: 256854 requirements for TM 55-1905-242-24P.

These are the instructions for sending an electronic 2028.

The following format must be used if submitting an electronic 2028. The subject line must be exactly the same and all fields must be included; however, only the following fields are mandatory: 1, 3, 4, 5, 6, 7, 8, 9, 10, 13, 15, 16, 17 and 27.

From: "Whomever" whomever@avma27.army.mil
To: whomever@avma27.army.mil
To: TACOM-TECH-PUBS@ria.army.mil

Subject:DA Form 2028

1. **From:** Joe Smith
2. **Unit:** home
3. **Address:** 4300 Park
4. **City:** Hometown
5. **St:** MO
6. **Zip:** 77777
7. **Date Sent:** 19-OCT-93
8. **Pub no:** 55-1915-200-10
9. **Pub Title:** TM
10. **Publication Date:** 11-APR-88
11. **Change Number:** 12
12. **Submitter Rank:** MSG
13. **Submitter Fname:** Joe
14. **Submitter Mname:** T
15. **Submitter Lname:** Smith
16. **Submitter Phone:** 123-123-1234
17. **Problem:** 1
18. **Page:** 1
19. **Paragraph:** 3
20. **Line:** 4
21. **NSN:** 5
22. **Reference:** 6
23. **Figure:** 7
24. **Table:** 8
25. **Item:** 9
26. **Total:** 123
27. **Text:**

This is the text for the problem below line 27.

RECOMMENDED CHANGES TO PUBLICATIONS AND BLANK FORMS For use of this form, see AR 25-30; the proponent agency is OAASA					Use Part II (reverse) for Repair Parts and Special Tool Lists (RPSTL) and Supply Catalogs/Supply Manuals (SC/SM).		DATE 15 Dec 2003		
TO: (Forward to proponent of publication or form) (Include ZIP Code) AMSTA-LC-CI/TECH PUBS, TACOM-R1 1 Rock Island Arsenal Rock Island, IL 61299-7630					FROM: (Activity and location) (Include ZIP Code) 558 TC (FCGS) FEVA 23604				
PART I - ALL PUBLICATIONS (EXCEPT RPSTL AND SC/SM) AND BLANK FORMS									
PUBLICATION/FORM NUMBER TM 55-1925-207-24+P-1					DATE 16 Aug 1991		TITLE <i>Unit, Intermediate Direct Support and Intermediate General Support Maintenance Manual Including RPSTL Inland and Coastal Large Tug</i>		
ITEM	PAGE	PARA-	LINE	FIGURE NO.	TABLE	RECOMMENDED CHANGES AND REASON			
	2-81	2-22	All	All		<i>This procedure is for adjustment of the lathe. The LT no longer has a lathe onboard. Recommend this procedure be removed.</i>			
TYPED NAME, GRADE OR TITLE SFC John Jones					TELEPHONE EXCHANGE/AUTOVON, PLUS EXTENSION 757-878-1234		SIGNATURE <i>SFC John Jones</i>		

TO: (Forward direct to addressee listed in publication) AMSTA-LC-CI/TECH PUBS, TACOM-R1 1 Rock Island Arsenal Rock Island, IL 61299-7630	FROM: (Activity and location) (Include ZIP Code) 558 TC (FLGS) FEVA 23604	DATE 15 Dec 2003
---	--	---------------------

PART II - REPAIR PARTS AND SPECIAL TOOL LISTS AND SUPPLY CATALOGS/SUPPLY MANUALS

PUBLICATION NUMBER TM 55-1925-207-24 P-2	DATE 16 Aug 1991	TITLE Unit Intermediate Direct Support and Intermediate General Support Maintenance Manual Including RPTC Inland and Coastal Large Tug
---	---------------------	--

PAGE NO.	COLM NO.	LINE NO.	NATIONAL STOCK NUMBER	REFERENCE NO.	FIGURE NO.	ITEM NO.	TOTAL NO. OF MAJOR ITEMS SUPPORTED	RECOMMENDED ACTION
C-54					C24			The door is shown with a grounding strap. None of our doors are equipped with grounding straps. Recommend removing the grounding strap from the illustration.
C-89	4					6		This circuit breaker has been replaced with an upgraded model. Recommend placing new part number in place of this part number. Refer to QDR P11K00852 for details.

PART III - REMARKS (Any general remarks or recommendations, or suggestions for improvement of publications and blank forms. Additional blank sheets may be used if more space is needed.)

TYPED NAME, GRADE OR TITLE SFC John Jones	TELEPHONE EXCHANGE/AUTOVON, PLUS EXTENSION 757-878-1234	SIGNATURE SFC John Jones
--	--	-----------------------------

RECOMMENDED CHANGES TO PUBLICATIONS AND BLANK FORMS						Use Part II (reverse) for Repair Parts and Special Tool Lists (RPSTL) and Supply Catalogs/Supply Manuals (SC/SM).	DATE
For use of this form, see AR 25-30; the proponent agency is ODISC4.							
TO: (Forward to proponent of publication or form) (Include ZIP Code) AMSTALC-LMIT / TECH PUBS, TACOM-RI 1 Rock Island Arsenal Rock Island, IL 61299-7630						FROM: (Activity and location) (Include ZIP Code)	
PART I - ALL PUBLICATIONS (EXCEPT RPSTL AND SC/SM) AND BLANK FORMS							
PUBLICATION/FORM NUMBER TM 55-1905-242-24P					DATE 12 September 2005	TITLE Landing Craft, Mechanized (LCM-8)	
ITEM NO.	PAGE NO.	PARA-GRAPH	LINE NO. *	FIGURE NO.	TABLE NO.	RECOMMENDED CHANGES AND REASON (Provide exact wording of recommended changes, if possible).	
<i>*Reference to line numbers within the paragraph or subparagraph.</i>							
TYPED NAME, GRADE OR TITLE				TELEPHONE EXCHANGE/AUTOVON, PLUS EXTENSION		SIGNATURE	

TO: <i>(Forward direct to addressee listed in publication)</i> AMSTALC-LMIT / TECH PUBS, TACOM-RI 1 Rock Island Arsenal Rock Island, IL 61299-7630	FROM: <i>(Activity and location) (Include ZIP Code)</i>	DATE
--	--	-------------

PART II – REPAIR PARTS AND SPECIAL TOOL LISTS AND SUPPLY CATALOGS/SUPPLY MANUALS

PUBLICATION NUMBER TM 55-1905-242-24P	DATE 12 September 2005	TITLE Landing Craft, Mechanized (LCM-8)
--	---------------------------	--

PAGE NO.	COLM NO.	LINE NO.	NATIONAL STOCK NUMBER	REFERENCE NO.	FIGURE NO.	ITEM NO.	TOTAL NO. OF MAJOR ITEMS SUPPORTED	RECOMMENDED ACTION

PART III – REMARKS *(Any general remarks or recommendations, or suggestions for improvement of publications and blank forms. Additional blank sheets may be used if more space is needed.)*

TYPED NAME, GRADE OR TITLE	TELEPHONE EXCHANGE/AUTOVON, PLUS EXTENSION	SIGNATURE
----------------------------	--	-----------

RECOMMENDED CHANGES TO PUBLICATIONS AND BLANK FORMS						Use Part II (reverse) for Repair Parts and Special Tool Lists (RPSTL) and Supply Catalogs/Supply Manuals (SC/SM).	DATE
For use of this form, see AR 25-30; the proponent agency is ODISC4.							
TO: (Forward to proponent of publication or form) (Include ZIP Code) AMSTALC-LMIT / TECH PUBS, TACOM-RI 1 Rock Island Arsenal Rock Island, IL 61299-7630						FROM: (Activity and location) (Include ZIP Code)	
PART I - ALL PUBLICATIONS (EXCEPT RPSTL AND SC/SM) AND BLANK FORMS							
PUBLICATION/FORM NUMBER TM 55-1905-242-24P				DATE 12 September 2005	TITLE Landing Craft, Mechanized (LCM-8)		
ITEM NO.	PAGE NO.	PARA-GRAPH	LINE NO. *	FIGURE NO.	TABLE NO.	RECOMMENDED CHANGES AND REASON (Provide exact wording of recommended changes, if possible).	
<i>*Reference to line numbers within the paragraph or subparagraph.</i>							
TYPED NAME, GRADE OR TITLE				TELEPHONE EXCHANGE/AUTOVON, PLUS EXTENSION		SIGNATURE	

TO: <i>(Forward direct to addressee listed in publication)</i> AMSTALC-LMIT / TECH PUBS, TACOM-RI 1 Rock Island Arsenal Rock Island, IL 61299-7630	FROM: <i>(Activity and location) (Include ZIP Code)</i>	DATE
--	--	-------------

PART II – REPAIR PARTS AND SPECIAL TOOL LISTS AND SUPPLY CATALOGS/SUPPLY MANUALS

PUBLICATION NUMBER TM 55-1905-242-24P	DATE 12 September 2005	TITLE Landing Craft, Mechanized (LCM-8)
--	---------------------------	--

PAGE NO.	COLM NO.	LINE NO.	NATIONAL STOCK NUMBER	REFERENCE NO.	FIGURE NO.	ITEM NO.	TOTAL NO. OF MAJOR ITEMS SUPPORTED	RECOMMENDED ACTION

PART III – REMARKS *(Any general remarks or recommendations, or suggestions for improvement of publications and blank forms. Additional blank sheets may be used if more space is needed.)*

TYPED NAME, GRADE OR TITLE	TELEPHONE EXCHANGE/AUTOVON, PLUS EXTENSION	SIGNATURE
----------------------------	--	-----------

RECOMMENDED CHANGES TO PUBLICATIONS AND BLANK FORMS For use of this form, see AR 25-30; the proponent agency is ODISC4.						Use Part II (reverse) for Repair Parts and Special Tool Lists (RPSTL) and Supply Catalogs/Supply Manuals (SC/SM).	DATE
TO: (Forward to proponent of publication or form) (Include ZIP Code) AMSTALC-LMIT / TECH PUBS, TACOM-RI 1 Rock Island Arsenal Rock Island, IL 61299-7630						FROM: (Activity and location) (Include ZIP Code)	
PART I - ALL PUBLICATIONS (EXCEPT RPSTL AND SC/SM) AND BLANK FORMS							
PUBLICATION/FORM NUMBER TM 55-1905-242-24P						DATE 12 September 2005	TITLE Landing Craft, Mechanized (LCM-8)
ITEM NO.	PAGE NO.	PARA-GRAPH	LINE NO. *	FIGURE NO.	TABLE NO.	RECOMMENDED CHANGES AND REASON (Provide exact wording of recommended changes, if possible).	
<i>*Reference to line numbers within the paragraph or subparagraph.</i>							
TYPED NAME, GRADE OR TITLE					TELEPHONE EXCHANGE/AUTOVON, PLUS EXTENSION		SIGNATURE

TO: <i>(Forward direct to addressee listed in publication)</i> AMSTALC-LMIT / TECH PUBS, TACOM-RI 1 Rock Island Arsenal Rock Island, IL 61299-7630	FROM: <i>(Activity and location) (Include ZIP Code)</i>	DATE
--	--	-------------

PART II – REPAIR PARTS AND SPECIAL TOOL LISTS AND SUPPLY CATALOGS/SUPPLY MANUALS

PUBLICATION NUMBER TM 55-1905-242-24P	DATE 12 September 2005	TITLE Landing Craft, Mechanized (LCM-8)
--	---------------------------	--

PAGE NO.	COLM NO.	LINE NO.	NATIONAL STOCK NUMBER	REFERENCE NO.	FIGURE NO.	ITEM NO.	TOTAL NO. OF MAJOR ITEMS SUPPORTED	RECOMMENDED ACTION

PART III – REMARKS *(Any general remarks or recommendations, or suggestions for improvement of publications and blank forms. Additional blank sheets may be used if more space is needed.)*

TYPED NAME, GRADE OR TITLE	TELEPHONE EXCHANGE/AUTOVON, PLUS EXTENSION	SIGNATURE
----------------------------	--	-----------

The Metric System and Equivalents

Linear Measure

1 centimeter = 10 millimeters = .39 inch
 1 decimeter = 10 centimeters = 3.94 inches
 1 meter = 10 decimeters = 39.37 inches
 1 dekameter = 10 meters = 32.8 feet
 1 hectometer = 10 dekameters = 328.08 feet
 1 kilometer = 10 hectometers = 3,280.8 feet

Weights

1 centigram = 10 milligrams = .15 grain
 1 decigram = 10 centigrams = 1.54 grains
 1 gram = 10 decigrams = .035 ounce
 1 decagram = 10 grams = .35 ounce
 1 hectogram = 10 decagrams = 3.52 ounces
 1 kilogram = 10 hectograms = 2.2 pounds
 1 quintal = 100 kilograms = 220.46 pounds
 1 metric ton = 10 quintals = 1.1 short tons

Liquid Measure

1 centiliter = 10 milliliters = .34 fl. ounce
 1 deciliter = 10 centiliters = 3.38 fl. ounces
 1 liter = 10 deciliters = 33.81 fl. ounces
 1 dekaliter = 10 liters = 2.64 gallons
 1 hectoliter = 10 dekaliters = 26.42 gallons
 1 kiloliter = 10 hectoliters = 264.18 gallons

Square Measure

1 sq. centimeter = 100 sq. millimeters = .155 sq. inch
 1 sq. decimeter = 100 sq. centimeters = 15.5 sq. inches
 1 sq. meter (centare) = 100 sq. decimeters = 10.76 sq. feet
 1 sq. dekameter (are) = 100 sq. meters = 1,076.4 sq. feet
 1 sq. hectometer (hectare) = 100 sq. dekameters = 2.47 acres
 1 sq. kilometer = 100 sq. hectometers = .386 sq. mile

Cubic Measure

1 cu. centimeter = 1000 cu. millimeters = .06 cu. inch
 1 cu. decimeter = 1000 cu. centimeters = 61.02 cu. inches
 1 cu. meter = 1000 cu. decimeters = 35.31 cu. feet

Approximate Conversion Factors

To change	To	Multiply by	To change	To	Multiply by
inches	centimeters	2.540	ounce-inches	Newton-meters	.007062
feet	meters	.305	centimeters	inches	.394
yards	meters	.914	meters	feet	3.280
miles	kilometers	1.609	meters	yards	1.094
square inches	square centimeters	6.451	kilometers	miles	.621
square feet	square meters	.093	square centimeters	square inches	.155
square yards	square meters	.836	square meters	square feet	10.764
square miles	square kilometers	2.590	square meters	square yards	1.196
acres	square hectometers	.405	square kilometers	square miles	.386
cubic feet	cubic meters	.028	square hectometers	acres	2.471
cubic yards	cubic meters	.765	cubic meters	cubic feet	35.315
fluid ounces	milliliters	29.573	cubic meters	cubic yards	1.308
pints	liters	.473	milliliters	fluid ounces	.034
quarts	liters	.946	liters	pints	2.113
gallons	liters	3.785	liters	quarts	1.057
ounces	grams	28.349	liters	gallons	.264
pounds	kilograms	.454	grams	ounces	.035
short tons	metric tons	.907	kilograms	pounds	2.205
pound-feet	Newton-meters	1.356	metric tons	short tons	1.102
pound-inches	Newton-meters	.11296			

Temperature (Exact)

°F	Fahrenheit temperature	5/9 (after subtracting 32)	Celsius temperature	°C
----	------------------------	----------------------------	---------------------	----

